



**RAIS WA JAMHURI YA MUUNGANO WA TANZANIA,  
MHE. DKT. SAMIA SULUHU HASSAN AKISALIMIANA NA WANANCHI WA  
KIGOMA KATIKA UWANJA WA MICHEZO WA LAKE TANGANYIKA  
WAKATI AKIHITIMISHA ZIARA YAKE YA KIKAZI MKOANI HUMO**



**KIMEPIGWACHAPA NA MPIGACHAPA MKUU WA SERIKALI, DODOMA-TANZANIA**



**JAMHURI YA MUUNGANO WA TANZANIA**

**OFISI YA RAIS  
TAWALA ZA MIKOA NA SERIKALI ZA MITAA**



**HOTUBA YA WAZIRI WA NCHI, OFISI YA RAIS - TAWALA ZA MIKOA NA  
SERIKALI ZA MITAA, MHESHIMIWA ANGELLAH JASMINE KAIRUKI (MB),  
AKIWASILISHA BUNGENI MAKADIRIO YA MAPATO NA MATUMIZI  
KWA MWAKA WA FEDHA WA 2023/24**

**DODOMA**

**14 APRILI, 2023**



Waziri wa Nchi, Ofisi ya Rais - TAMISEMI Mhe. Angellah J. Kairuki (Mb) (katikati) akikagua vifaa vya ujenzi wa madarasa katika Halmashauri ya Wilaya ya Nzega.



Muonekano wa baadhi ya madarasa yaliyojengwa kwa Mwaka wa Fedha wa 2022/23 ikiwa ni kati ya madarasa mapya 8,000 yaliyojengwa kupokea wanafunzi wa kidato cha kwanza mwaka 2023.



Mji wa Magufuli - Mtumba  
Mtaa wa TAMISEMI S.L.P 1923  
Dodoma Simu : (255) 26 232 1234  
Barua pepe: ps@tamisemi.go.tz

**Tovuti: [www.tamisemi.go.tz](http://www.tamisemi.go.tz)**



Waziri wa Nchi, Ofisi ya Rais - TAMISEMI, Mhe. Angellah J. Kairuki akimkabidhi vitendea kazi Katibu Mkuu Ofisi ya Rais - TAMISEMI, Ndg. Adolf H. Ndunguru baada ya kushiriki kikao cha kwanza cha Menejimenti ya OR - TAMISEMI mara baada ya kuteuliwa na kuapishwa kushika wadhifa huo Februari, 2023.



Katibu Mkuu, Ofisi ya Rais - TAMISEMI, Ndg. Adolf H. Ndunguru akisaini kitabu cha wageni wakati akiripoti baada kuteuliwa na kuapishwa na Rais wa Jamhuri ya Muungano wa Tanzania, Mhe. Dkt. Samia Suluhu Hassan kushika wadhifa huo.



## Viongozi Wakuu

Ofisi ya Rais - TAMISEMI



**Mhe. Angellah J. Kairuki (Mb)**  
Waziri wa Nchi OR - TAMISEMI



**Mhe. Deogratius J. Ndejemi (Mb)**  
Naibu Waziri OR - TAMISEMI (Elimu)



**Ndg. Adolf H. Ndunguru**  
Katibu Mkuu OR - TAMISEMI



**Mhe. Dkt. Festo J. Dugange (Mb)**  
Naibu Waziri OR - TAMISEMI (Afya)



**Ndg. Sospeter M. Mtwale**  
Naibu Katibu Mkuu OR - TAMISEMI (TAMISEMI)




**Dkt. Charles E. Msonde**  
Naibu Katibu Mkuu OR - TAMISEMI (Elimu)




**Dkt. Wilson C. Mahera**  
Naibu Katibu Mkuu OR - TAMISEMI (Afya)




 Naibu Waziri Ofisi ya Rais – TAMISEMI, Mhe. Dkt. Festo J. Dugange (Mb) akikagua vifaa tiba katika jengo la huduma za dharura (EMD) katika Hospitali ya Halmashauri ya Wilaya ya Meru mkoani Arusha.




 Naibu Waziri Ofisi ya Rais - TAMISEMI Mhe. Deogratius J. Ndejmbi (Mb) akikagua ujenzi wa shule mpya ya sekondari ya sayansi ya wasichana ya Mkoa wa Singida inayojengwa katika Halmashauri ya Wilaya ya Manyoni.



 Muonekano wa jengo la huduma za dharura lililojengwa katika Hospitali ya Halmashauri ya Wilaya ya Meru mkoani Arusha ikiwa ni miongoni mwa majengo 30 yaliyojengwa kwenye Hospitali mbalimbali za Halmashauri nchini.



 Muonekano wa shule mpya ya sekondari ya wasichana ya Dkt. Samia Suluhu Hassan inayojengwa katika Halmashauri ya Wilaya ya Namtumbo mkoani Ruvuma

**HOTUBA YA WAZIRI WA NCHI, OFISI YA RAIS  
TAWALA ZA MIKOA NA SERIKALI ZA MITAA,  
MHESHIMIWA ANGELLAH JASMINE KAIRUKI  
(MB), AKIWASILISHA BUNGENI MAKADIRIO YA  
MAPATO NA MATUMIZI KWA MWAKA  
WA FEDHA WA 2023/24**

**A. UTANGULIZI**

1. *Mheshimiwa Spika*, naomba kutoa hoja kwamba, kutokana na taarifa iliyowasilishwa ndani ya Bunge lako Tukufu na Mwenyekiti wa Kamati ya Kudumu ya Bunge ya Tawala za Mikoa na Serikali za Mitaa (TAMISEMI), iliyochambua na kujadili Taarifa ya Utekelezaji wa Mpango na Bajeti ya Ofisi ya Rais Tawala za Mikoa na Serikali za Mitaa (OR-TAMISEMI) (Fungu Namba 56); Tume ya Utumishi wa Walimu (Fungu Namba 02) na Mafungu 26 ya Mikoa, ikijumuisha Halmashauri 184, kwa Mwaka wa Fedha wa 2022/23; Mpango na Bajeti ya Ofisi ya Rais - TAMISEMI (Fungu Namba 56); Tume ya Utumishi wa Walimu (Fungu Namba 02) na Mafungu 26 ya Mikoa, ikijumuisha Halmashauri 184 kwa Mwaka wa Fedha wa 2023/24. Aidha, naomba Bunge lako Tukufu likubali kupitisha Mpango wa utekelezaji na Makadirio ya Fedha kwa Ofisi ya Rais – TAMISEMI, Tume ya Utumishi wa Walimu na Mafungu 26 ya Mikoa, ikijumuisha Halmashauri 184 kwa Mwaka wa Fedha wa 2023/2024.

2. **Mheshimiwa Spika**, ninamshukuru Mheshimiwa Dkt. Samia Suluhu Hassan, Rais wa Jamhuri ya Muungano wa Tanzania kwa kuniamini na kunateua kuwa Mbunge wa Bunge la Jamhuri ya Muungano wa Tanzania na kunateua katika Wadhifa wa Waziri wa Nchi - Ofisi ya Rais Tawala za Mikoa na Serikali za Mitaa. Nikiri kuwa nimeelemewa na imani yake kubwa kwangu. Ninamuahidi kwamba, nitatekeleza wajibu wangu na kufanya kazi kwa uaminifu, ufanisi, weledi na uadilifu mkubwa ili kutimiza matarajio yake aliyonayo kwangu na kwa Ofisi ya Rais – TAMSIEMI. Nawashukuru pia, wanachama wenzangu wa Chama cha Mapinduzi (CCM) kwa namna tunavyoendelea kushirikiana katika kukiimarisha zaidi Chama chetu ili kiendeleo kushika Dola.

3. **Mheshimiwa Spika**, kwa namna ya pekee pia, naomba kutumia nafasi hii kumpongeza Mheshimiwa Dkt. Samia Suluhu Hassan, Rais wa Jamhuri ya Muungano wa Tanzania kwa uongozi wake wa Miaka 2 tangu alipoingia madarakani. Tumeshuhudia Miaka 2 yenye Ushindi mkubwa, Heshima na Ushawishi mkubwa wa Kimataifa. Ninampongeza sana kwa uongozi wake mahiri wenye kuzingatia uadilifu, uwajibikaji na utendaji wenye malengo na unaozingatia matokeo chanya kwa manufaa ya wananchi anaowaongoza. Hii, inathibitisha kiu na utashi mkubwa alionao wa kuwaeletea maendeleo wananchi na kutekeleza

Ilani ya Uchaguzi ya Chama Cha Mapinduzi. Tumeshuhudia mafanikio makubwa katika maeneo mbalimbali Nchi nzima na kwa Ofisi ya Rais – TAMISEMI tumeshuhudia maboresho makubwa na miradi mingi ya Maendeleo. Kwa hakika ni Miaka 2 ya mafanikio na yenye kishindo kikubwa na alama.

4. **Mheshimiwa Spika**, napenda kumpongeza Mheshimiwa Dkt. Philip Isdor Mpango, Makamu wa Rais wa Jamhuri ya Muungano wa Tanzania kwa namna anavyoendelea kumsaidia Mheshimiwa Rais katika utekelezaji wa majukumu ili kuleta mabadiliko ya kweli na maendeleo kwa wananchi.

5. **Mheshimiwa Spika**, namshukuru Mheshimiwa Kassim Majaliwa Majaliwa (Mb.), Waziri Mkuu wa Jamhuri ya Muungano wa Tanzania kwa hotuba yake ya Bajeti. Tunamshukuru kwa ufuatiliaji wake wa karibu na ziara zake za mara kwa mara katika Mikoa na Wilaya zetu. Vile vile, ninampongeza kwa kutekeleza madaraka yake ya Kikatiba ya kumsaidia Mheshimiwa Rais katika udhibiti, usimamizi na utekelezaji wa siku kwa siku wa kazi na shughuli za Serikali ya Jamhuri ya Muungano wa Tanzania na Kiongozi wa Shughuli za Serikali Bungeni.

6. **Mheshimiwa Spika**, naomba nikupongeze wewe binafsi kwa kuliongoza Bunge letu Tukufu kwa weledi, busara na hekima. Nampongeza pia Mheshimiwa Mussa Azzan Zungu (Mb.); Naibu Spika wa Jamhuri ya Muungano wa Tanzania kwa kuendesha vyema shughuli za Bunge. Nawapongeza pia Wenyeviti wa Bunge waliochaguliwa kwa umakini wao wa kuliongoza Bunge lako Tukufu.

7. **Mheshimiwa Spika**, namshukuru Mheshimiwa George Boniface Simbachawene (Mb.), Waziri wa Nchi – Ofisi ya Rais (Menejimenti ya Utumishi wa Umma na Utawala Bora) na Mheshimiwa George Mkuchika (Mb.), Waziri wa Nchi – Ofisi ya Rais kwa Ushirikiano wao mkubwa katika utekelezaji wa majukumu ya ofisi ya Rais.

8. **Mheshimiwa Spika**, naomba kuchukua fursa hii pia kuwapongeza Mawaziri wote kwa kuendelea kuaminiwa na Mheshimiwa Rais kumsaidia katika kuwaletea Watanzania Maendeleo kwa kasi kubwa zaidi chini ya Kauli Mbiu ya KAZI IENDELEE!

9. **Mheshimiwa Spika**, ninaishukuru Kamati ya Kudumu ya Bunge ya Tawala za Mikoa na Serikali za Mitaa chini ya uongozi wa Mwenyekiti Mheshimiwa Denis Lazaro Londo, Mbunge wa Jimbo la Mikumi, Makamu Mwenyekiti, Mheshimiwa Justin Lazaro Nyamoga, Mbunge wa Jimbo la Kilolo, na wajumbe wa Kamati kwa uchambuzi,



ushauri na miongozo yao kuhusu utekelezaji wa Mpango na Bajeti ya Ofisi ya Rais – TAMISEMI (Fungu Namba 56), Tume ya Utumishi wa Walimu (Fungu Namba 02) na Mafungu 26 ya Mikoa ikijumuisha Halmashauri 184 kwa Mwaka wa Fedha wa 2022/23. Naishukuru Kamati kwa kujadili kwa kina Makadirio ya Mapato na Matumizi ya Mafungu yote 28, kwa Mwaka wa Fedha wa 2023/24 na kuyapitisha kwa kauli moja. Maadam ‘imani huzaa imani’, nawaahidi mimi na wenzangu wizarani, hatutawaangusha.

10. **Mheshimiwa Spika**, dhima hii niliyokabidhiwa ni kubwa. Kwa vyovyote vile, nisingeweza kuandaa bajeti hii peke yangu. Uungwana unanitaka kutambua mchango mkubwa wa wenzangu wakioongozwa na Mheshimiwa Dkt. Festo John Dugange, Mbunge wa Jimbo la Wanging’ombe na Mheshimiwa Deogratius John Ndejemi, Mbunge wa Jimbo la Chamwino kuwa Naibu Mawaziri Ofisi ya Rais – TAMISEMI na Waheshimiwa Wakuu wa Mikoa wote Tanzania Bara. Aidha, natambua mchango mkubwa wa wataalam wakiongozwa na Ndg. Adolf Hyasinth Ndunguru Katibu Mkuu na Naibu Makatibu Wakuu Dkt. Charles Enock Msonde (Elimu), Dkt. Wilson Charles Mahera (Afyā) na Ndg. Sospeter Mambile Mtwale (TAMISEMI); Makamishna, Watendaji Wakuu wa Tume na Taasisi, Wakurugenzi na Watumishi Wote kwa kazi nzuri wanazozifanya katika kutekeleza majukumu yanayoiwezesha Ofisi ya

Rais – TAMISEMI kufikia malengo ikiwa ni pamoja na kukamilisha Hotuba hii kwa wakati. Nasimama hapa kwa kujiamini kwa sababu yao.

11. **Mheshimiwa Spika**, natoa pole kwako, Naibu Spika na Waheshimiwa Wabunge wa Bunge lako Tukufu kwa kuondokewa na mpendwa wetu Mheshimiwa Mussa Hassan Mussa aliyekuwa Mbunge wa Jimbo la Amani, Zanzibar. Aidha, napenda kutumia fursa hii kutoa pole kwa familia, ndugu, jamaa na marafiki wa marehemu, pamoja na Watanzania wote kwa kuondokewa na mpendwa wetu. Mwenyezi Mungu ailaze roho ya marehemu mahali pema peponi, Amina.

12. **Mheshimiwa Spika**, majukumu haya makubwa, na wajibu mkubwa unaoambatana nayo, vinahimilika tu pale panapokuwa na amani ya moyo na afya ya akili. Kipekee, niwashukuru wanaonipa amani ya moyo, afya ya akili na kunitia moyo kuyakabili na kuyahimili majukumu yangu. Namshukuru mume wangu mpenzi, Balazi Mbelwa Kairuki, wanangu Kemi, Esther na Mwesi kwa kunifariji, kunitia moyo na kunipa tumaini. Hali kadhalika, ndugu, jamaa na marafiki kwa kunivumilia pale ninapokosekana miongoni mwao sababu ya kutekeleza majukumu yangu ya uwaziri.

13. **Mheshimiwa Spika**, naomba kulithibitishia Bunge lako tukufu kwamba, Ofisi ya Rais – TAMISEMI inaendelea kutekeleza maelekezo yaliyotolewa na Mheshimiwa Rais katika Hotuba yake wakati akihutubia Bunge lako la 12, tarehe 22 Aprili, 2021 yaliyohusu: Kuendelea na jitihada za kuwawezesha wananchi kiuchumi, hususani Wanawake, Vijana na Watu Wenye Ulemavu kwa kutoa mikopo ya asilimia kumi kupitia mapato ya ndani ya Halmashauri. Aidha, Ofisi ya Rais - TAMISEMI inafanyia kazi maelekezo yaliyotolewa na Mheshimiwa Rais wakati akipokea taarifa ya Mdhibiti na Mkaguzi Mkuu wa Hesabu za Serikali za Mwaka wa Fedha wa 2021/22 tarehe 29 Machi, 2023 ambapo alielekeza; Kufanya marekebisho makubwa kwa kuingiza mfumo wa kibenki katika uratibu wa utoaji na urejeshaji wa mikopo ya asilimia kumi ya mapato ya ndani ya Halmashauri ili kuondoa vikundi hewa na upendeleo wakati wa utoaji wa mikopo hiyo.

14. **Mheshimiwa Spika**, vile vile, tunamuunga mkono katika vita dhidi ya rushwa, ubadhilifu, uzembe, ukiukwaji wa maadili, urasimu na kuwawajibisha wanaodhihirika na kujihusisha na vitendo hivyo. Hatua anazochukua Mheshimiwa Rais zinatakiwa kuungwa mkono na Bunge lako tukufu pamoja na wale wote wanaoitakia mema nchi yetu. Dhamira ya Mheshimiwa Rais ni kuwa na Tawala za Mikoa na Serikali za Mitaa zinazowahudumia wananchi wake vyema na

itatimia tu endapo Watumishi wote na Viongozi wa Tawala za Mikoa na Mamlaka za Serikali za Mitaa watafanya kazi kwa juhudi, maarifa, na uadilifu mkubwa. Pia, inasisitizwa utoaji wa huduma bora na wa haraka, wenye staha na wenye ufanisi ili kuondokana na kuwasumbua na kuwazungusha wananchi; kukusanya mapato kwa ufanisi na kudhibiti mianya ya makusanyo na matumizi yenye kuzingatia Sheria, Kanuni, Taratibu na Miongozo.

15. ***Mheshimiwa Spika***, hotuba yangu itazungumzia maeneo makuu mawili ambayo ni Mapitio ya Utekelezaji wa Mpango wa Mwaka wa Fedha wa 2022/2023 pamoja na Mpango na Bajeti na Maombi ya Fedha kwa Mwaka wa Fedha wa 2023/2024.

## **B. MAJUKUMU YA OFISI YA RAIS-TAMISEMI NA TAASISI ZILIZO CHINI YAKE, MIKOA NA MAMLAKA ZA SERIKALI ZA MITAA.**

16. ***Mheshimiwa Spika***, maelekezo ya mgawanyo wa majukumu yaliyotolewa na Hati Idhini ya Rais (Presidential Instrument) ya Mei, 2021 yanaainisha majukumu makuu ya Ofisi ya Rais – TAMISEMI kama ifuatavyo: -

- (i) Kusimamia utekelezaji wa Sera ya Ugatuuji wa Madaraka (D by D), Tawala za Mikoa na Mamlaka za Serikali za Mitaa, Maendeleo Vijijini na Mijini;

- (ii) Kuziwezesha Tawala za Mikoa na Mamlaka za Serikali za Mitaa kutekeleza majukumu yake ya kisheria;
- (iii) Kuratibu shughuli za utoaji wa huduma mijini kama vile usafiri na usafirishaji na usafi wa mazingira;
- (iv) Kusimamia shughuli za Tume ya Utumishi wa Walimu;
- (v) Kusimamia shughuli za Elimu Msingi na Sekondari;
- (vi) Kusimamia na kuratibu shughuli za utoaji wa huduma za Afya ya Msingi, Ustawi wa Jamii na Lishe;
- (vii) Kuratibu na kusimamia mifumo na miundombinu ya TEHAMA katika Ofisi za Wakuu wa Mikoa, Mamlaka za Serikali za Mitaa na Taasisi;
- (viii) Kuratibu shughuli za wajasiriamali na wafanyabiashara wadogo;
- (ix) Kujenga uwezo wa watumishi wa Ofisi ya Rais Tawala za Mikoa na Serikali za Mitaa, Ofisi za Wakuu wa Mikoa na Mamlaka za Serikali za Mitaa ili watekeleze majukumu yao kwa ufanisi; na

- (x) Kusimamia utendaji wa Mashirika, Taasisi, Programu na Miradi iliyo chini ya Ofisi ya Rais Tawala za Mikoa na Serikali za Mitaa.

17. **Mheshimiwa Spika**, Ofisi za Wakuu wa Mikoa zina majukumu yafuatayo: -

- (i) Kuhakikisha uwepo wa amani na utulivu katika Mikoa na Mamlaka za Serikali za Mitaa;
- (ii) Kusimamia na kuratibu shughuli zote za maendeleo katika Mikoa na Mamlaka za Serikali za Mitaa;
- (iii) Kuzijengea uwezo Mamlaka za Serikali za Mitaa ili zitekeleze majukumu yake kwa ufanisi;
- (iv) Kufuatilia utekelezaji wa programu na miradi mbalimbali katika Mamlaka za Serikali za Mitaa;
- (v) Kuratibu usimamizi na uendeshaji wa Elimu Msingi na Sekondari katika Mamlaka za Serikali za Mitaa;
- (vi) Kuratibu uendeshaji wa Afya ya Msingi, Ustawi wa Jamii na Lishe katika Mamlaka za Serikali za Mitaa; na
- (vii) Kuhakikisha kuwa Mamlaka za Serikali za Mitaa zinatekeleza majukumu yake kwa kuzingatia misingi ya Utawala Bora.

18. ***Mheshimiwa Spika***, majukumu ya Mamlaka za Serikali za Mitaa ni yafuatayo: -

- (i) Kuhakikisha uwepo wa amani na utulivu katika maeneo yao ya Utawala;
- (ii) Kuzingatia misingi ya Utawala Bora katika kutekeleza majukumu yao;
- (iii) Kutoa huduma bora kwa wananchi kulingana na Sera, Sheria na Miongozo mbalimbali;
- (iv) Kusimamia ukusanyaji wa mapato, matumizi ya fedha pamoja na utekelezaji wa miradi ya maendeleo;
- (v) Kuratibu wadau wa maendeleo wanaotekeleza majukumu yao katika Mamlaka za Serikali za Mitaa; na
- (vi) Kuzingatia makundi maalum na masuala mtambuka katika utoaji wa huduma.

### **C. MAPITIO YA UTEKELEZAJI WA MPANGO NA BAJETI KWA MWAKA WA FEDHA WA 2022/23**

19. ***Mheshimiwa Spika***, katika Mwaka wa Fedha wa 2022/23, Ofisi ya Rais Tawala za Mikoa na Serikali za Mitaa ilipanga kutekeleza Mpango na Bajeti kwa kuzingatia vipaumbele vifuatavyo: -

- (i) Kusimamia shughuli za utawala bora, kukuza demokrasia, ushirikishwaji wa wananchi na Uगतुaji wa Madaraka kwa Umma (D by D);
- (ii) Kuratibu na kusimamia utekelezaji wa shughuli za utoaji wa Elimu Msingi na Sekondari katika Mamlaka za Serikali za Mitaa ikijumuisha utekelezaji wa Elimu Msingi na Sekondari Bila Ada;
- (iii) Kuratibu na kusimamia Mkakati wa kuongeza ukusanyaji wa mapato na kudhibiti matumizi katika Mamlaka za Serikali za Mitaa;
- (iv) Kuratibu na kusimamia utekelezaji wa shughuli za utoaji wa Huduma za Afya ya Msingi, Ustawi wa Jamii na Lishe katika Mamlaka za Serikali za Mitaa;
- (v) Kushughulikia malalamiko ya walimu ikiwemo kutopandishwa vyeo kwa wakati; na wastaafu kucheleweshewa kulipwa stahiki na mafao yao baada ya kustaafu na kero zinazowakabili walimu waliostaafu;
- (vi) Kuchochea na kuhimiza ukuaji wa uchumi shindani kwa maendeleo ya wananchi na Taifa kwa ujumla kwa kuiwezesha Mikoa na Mamlaka za Serikali za Mitaa kuweka mazingira mazuri ya biashara na uwekezaji, hasa katika Kilimo, Mifugo na Viwanda. Utekelezaji wa jambo hili umehusisha uimarishaji



wa Sehemu ya Uchumi na Uzalishaji na Viwanda, Biashara na Uwekezaji katika ngazi ya Mikoa na Mamlaka za Serikali za Mitaa kwa kuhakikisha kuna rasilimali watu wenye weledi pamoja na uwepo wa fedha na vitendea kazi;

- (vii) Kufanya Ukaguzi, Ufuatiliaji na Tathmini kuhusu utekelezaji wa shughuli za Taasisi, Programu na miradi katika ngazi ya Mikoa na Mamlaka za Serikali za Mitaa;
- (viii) Kusimamia mifumo na miundombinu ya TEHAMA katika ngazi zote za Ofisi ya Rais - TAMISEMI;
- (ix) Kujenga uwezo wa watumishi wa Ofisi ya Rais - TAMISEMI, Ofisi za Wakuu wa Mikoa na Mamlaka za Serikali za Mitaa ili watekeleze majukumu yao kwa ufanisi;
- (x) Kuratibu shughuli na utendaji kazi kwa Taasisi zilizopo chini ya Ofisi ya Rais - TAMISEMI;
- (xi) Kuratibu shughuli za ujenzi, matengenezo na ukarabati wa miundombinu ya barabara, usafirishaji, maeneo ya utawala na maeneo ya kutolea huduma za jamii kwenye Taasisi, Mikoa, Wilaya na Halmashauri;

- (xii) Kusimamia matumizi ya rasilimali fedha katika ngazi zote za Ofisi ya Rais - TAMISEMI;
- (xiii) Kuratibu uendelezaji wa Vijiji na Miji, na
- (xiv) Kuratibu na kuboresha mazingira ya kufanyia kazi kwa watumishi wa Ofisi ya Rais - TAMISEMI, Ofisi za Wakuu wa Mikoa na Mamlaka za Serikali za Mitaa.

20. **Mheshimiwa Spika**, katika Mwaka wa Fedha wa 2022/23, Ofisi ya Rais - TAMISEMI na Taasisi zake, Mikoa na Mamlaka za Serikali za Mitaa iliidhinishiwa kukusanya maduhuli na mapato ya ndani yenye jumla ya Shilingi Trilioni 1.07. Kati ya fedha hizo, Shilingi Bilioni 59.19 ni kwa ajili ya Ofisi ya Rais - TAMISEMI na Taasisi zake, Shilingi Milioni 249.28 ni maduhuli ya Mikoa na Shilingi Trilioni 1.01 ni mapato ya ndani ya Mamlaka za Serikali za Mitaa. Hadi Februari, 2023 fedha zilizotarajiwa kukusanywa ni Shilingi Bilioni 714.48 ambapo kiasi cha Shilingi Bilioni 647.88 kimekusanywa, sawa na asilimia 90.68 ya fedha zilizotarajiwa kukusanywa kwa kipindi hicho (*Kiambatisho Namba 1*).

21. **Mheshimiwa Spika**, katika Mwaka wa Fedha wa 2022/23 Ofisi ya Rais - TAMISEMI (Fungu Namba 56), Tume ya Utumishi wa Walimu (Fungu Namba 02) na Mafungu 26 ya Mikoa yakijumuisha Halmashauri 184 iliidhinishiwa

bajeti ya jumla ya Shilingi Trilioni 9.04. Kati ya fedha hizo, Shilingi Trilioni 3.53 ni fedha za Maendeleo na Shilingi Trilioni 5.51 ni za Matumizi ya Kawaida, yakijumuisha Mishahara Shilingi Trilioni 4.63 na Matumizi Mengineyo ni Shilingi Bilioni 885.59 (*Kiambatisho Namba 2*).

22. **Mheshimiwa Spika**, hadi Februari, 2023 Mafungu 28 ya Ofisi ya Rais – TAMISEMI yalitarajia kupokea na kukusanya Shilingi Trilioni 6.05. Kati ya fedha hizi, Shilingi Trilioni 5.54 zimepokelewa sawa na asilimia 91.63 ya fedha zilizotarajiwa kupokelewa kwa kipindi hicho. Kati ya fedha hizo, Shilingi Trilioni 1.95 ni fedha za miradi ya maendeleo na Shilingi Trilioni 3.59 ni kwa ajili ya Matumizi ya Kawaida yakijumuisha Mishahara Shilingi Trilioni 2.94 na Matumizi Mengineyo Shilingi Bilioni 644.41 (*Kiambatisho Namba 2*). Bajeti iliyoidhinishwa na fedha zilizopokelewa kwa Mafungu 28 ya Ofisi ya Rais – TAMISEMI ni kama ifuatavyo: -

### **Ofisi ya Rais - TAMISEMI na Taasisi zilizo chini yake (Fungu Namba 56)**

23. **Mheshimiwa Spika**, katika Mwaka wa Fedha wa 2022/23 Ofisi ya Rais - TAMISEMI na Taasisi zilizo chini yake (Fungu Namba 56) iliidhinishwa kukusanya mapato ya ndani jumla ya Shilingi Bilioni 59.19. Hadi Februari, 2023 Ofisi ya Rais - TAMISEMI imekusanya Shilingi Bilioni

22.47, sawa na asilimia 56.94 ya Shilingi Bilioni 39.46 ya fedha zilizotarajiwa kukusanywa katika kipindi cha Julai, 2022 hadi Februari, 2023.

24. **Mheshimiwa Spika**, katika Mwaka wa Fedha wa 2022/23 Ofisi ya Rais - TAMISEMI na Taasisi zilizo chini yake (Fungu Namba 56) iliidhinishiwa jumla ya Shilingi Trilioni 1.22. Kati ya fedha hizo, Shilingi Bilioni 78.51 ni kwa ajili ya Matumizi ya Kawaida na Shilingi Trilioni 1.14 ni kwa ajili ya utekelezaji wa miradi ya maendeleo. Matumizi ya Kawaida yanajumuisha Shilingi Bilioni 63.38 kwa ajili ya Mishahara na Shilingi Bilioni 15.13 Matumizi Mengineyo. Aidha, Miradi ya Maendeleo inajumuisha Shilingi Bilioni 758.72 fedha za ndani na Shilingi Bilioni 386.86 fedha za nje.

25. **Mheshimiwa Spika**, hadi Februari, 2023 Ofisi ya Rais - TAMISEMI na Taasisi zilizo chini yake (Fungu Namba 56) imepokea jumla ya Shilingi Bilioni 854.07, sawa na asilimia 101.7 ya Shilingi Bilioni 839.38 ya fedha zilizotarajiwa kupokelewa kwa kipindi hicho. Kati ya kiasi hicho, Shilingi Bilioni 50.03 ni kwa ajili ya Matumizi ya Kawaida ambayo yanajumuisha Mishahara, Shilingi Bilioni 40.11 na Shilingi Bilioni 9.92 kwa ajili ya Matumizi Mengineyo. Aidha, Shilingi Bilioni 804.03, sawa na asilimia 102.2 ni kwa ajili ya miradi ya maendeleo, ambapo Shilingi Bilioni

522.81 ni fedha za ndani na Shilingi Bilioni 281.22 ni fedha za nje (*Kiambatisho Namba 2*).

## **Tume ya Utumishi wa Walimu (Fungu Namba 02)**

26. **Mheshimiwa Spika**, katika Mwaka wa Fedha wa 2022/23 Tume ya Utumishi wa Walimu (TSC) (Fungu Namba 02) iliidhinishiwa jumla ya Shilingi Bilioni 15.65. Kati ya fedha hizo, Shilingi Bilioni 14.98 ni kwa ajili ya Matumizi ya Kawaida na Shilingi Milioni 670.00 kwa ajili ya utekelezaji wa miradi ya maendeleo kupitia fedha za ndani. Matumizi ya Kawaida yanajumuisha Shilingi Bilioni 8.27 za Mishahara na Shilingi Bilioni 6.70 za Matumizi Mengineyo.

27. **Mheshimiwa Spika**, hadi Februari, 2023 Tume ya Utumishi wa Walimu (Fungu Namba 02) imepokea jumla ya Shilingi Bilioni 7.80 sawa na asilimia 74.78 ya Shilingi Bilioni 10.43 zilizotarajiwa kupokelewa kwa kipindi hicho. Kati ya fedha zilizopokelewa, Shilingi Bilioni 4.95 ni kwa ajili ya mishahara na Shilingi Bilioni 2.84 matumizi mengineyo (*Kiambatisho Namba 2*).

## **Mafungu 26 ya Ofisi za Wakuu wa Mikoa yakijumuisha Halmashauri 184**

### **Ofisi za Wakuu wa Mikoa**

28. **Mheshimiwa Spika**, katika Mwaka wa Fedha wa 2022/23 Mikoa yote 26 iliidhinishiwa kukusanya maduhuli ya Shilingi Milioni 249.28. Hadi Februari, 2023 Mikoa imekusanya Shilingi Milioni 92.26 sawa na asilimia 55.52 ya Shilingi Milioni 166.18 zilizotarajiwa kukusanywa katika kipindi hicho.

29. **Mheshimiwa Spika**, katika Mwaka wa Fedha wa 2022/23 Ofisi za Wakuu wa Mikoa (Mafungu 26) ziliidhinishiwa jumla ya Shilingi Bilioni 240.33, ambapo Shilingi Bilioni 155.30 ni kwa ajili ya Matumizi ya Kawaida na Shilingi Bilioni 85.03 ni kwa ajili ya utekelezaji wa miradi ya maendeleo. Matumizi ya Kawaida yanajumuisha Shilingi Bilioni 76.20 kwa ajili ya Mishahara na Shilingi Bilioni 79.10 ni za Matumizi Mengineyo.

30. **Mheshimiwa Spika**, hadi Februari, 2023 Ofisi za Wakuu wa Mikoa zilipokea jumla ya Shilingi Bilioni 152.74 sawa na asilimia 95.33 ya Shilingi Bilioni 160.22 zilizotarajiwa kupokelewa kwa kipindi hicho. Kati ya fedha zilizopokelewa Mishahara ni Shilingi Bilioni 44.62, Matumizi Mengineyo ni Shilingi Bilioni 56.91 na Miradi ya Maendeleo ni Shilingi Bilioni 51.21 ambapo fedha

za ndani ni Shilingi Bilioni 50.96 na fedha za nje ni Shilingi Milioni 259.92 (*Kiambatisho Namba 2*).

## **Halmashauri**

31. ***Mheshimiwa Spika***, katika Mwaka wa Fedha wa 2022/23 Halmashauri ziliidhinishiwa kukusanya mapato ya ndani ya Shilingi Trilioni 1.01. Hadi Februari 2023, jumla ya Shilingi Bilioni 625.31 zimekusanywa sawa na asilimia 92.66 ya Shilingi Bilioni 674.85 zilizotarajiwa kukusanywa katika kipindi hicho.

32. ***Mheshimiwa Spika***, katika Mwaka wa Fedha wa 2022/23 Halmashauri ziliidhinishiwa jumla ya Shilingi Trilioni 7.56, kati ya fedha hizo Shilingi Trilioni 5.26 ni kwa ajili ya Matumizi ya Kawaida yanayojumuisha Shilingi Trilioni 4.48 Mishahara na Shilingi Bilioni 784.64 Matumizi Mengineyo. Aidha, kati ya fedha za Matumizi Mengineyo, Shilingi Bilioni 167.16 ni ruzuku kutoka Serikali Kuu na Shilingi Bilioni 617.48 ni Mapato ya Ndani ya Halmashauri. Vilevile, Shilingi Trilioni 2.29 ni kwa ajili ya utekelezaji wa miradi ya maendeleo ambapo kati ya fedha hizo, Shilingi Bilioni 926.97 ni ruzuku kutoka Serikali Kuu, Shilingi Bilioni 394.80 ni Mapato ya Ndani ya Halmashauri na Shilingi Bilioni 977.48 ni fedha za nje.

33. **Mheshimiwa Spika**, hadi Februari 2023 Halmashauri zimepokea jumla ya Shilingi Trilioni 4.53 sawa na asilimia 89.88 ya Shilingi Trilioni 5.04 zilizotarajiwa kupokelewa katika kipindi hicho. Kati ya fedha zilizopokelewa Shilingi Trilioni 2.86 ni kwa ajili ya mishahara, Shilingi Bilioni 574.73 ni matumizi mengineyo yakijumuisha Shilingi Bilioni 144.25 ruzuku kutoka Serikali Kuu na Shilingi Bilioni 430.48 zinatokana na Mapato ya Ndani ya Halmashauri. Aidha, Shilingi Trilioni 1.09 ni kwa ajili ya miradi ya maendeleo zikijumuisha Shilingi Bilioni 850.18 ruzuku ya Serikali Kuu, Shilingi Bilioni 194.83 mapato ya ndani ya Halmashauri na Shilingi Bilioni 52.81 ni fedha za nje (*Kiambatisho Namba 2*).

### **Utekelezaji wa Bajeti ya Ofisi ya Rais – TAMISEMI kwa Mwaka wa Fedha wa 2022/23**

34. **Mheshimiwa Spika**, katika Mwaka wa Fedha wa 2022/23 Ofisi ya Rais – TAMISEMI, Tume ya Utumishi wa Walimu, Ofisi za Wakuu wa Mikoa na Halmashauri zimetetekeleza shughuli zifuatazo: -

### **Uratibu na Usimamizi wa Huduma za Afya ya Msingi, Ustawi wa Jamii na Lishe**

35. **Mheshimiwa Spika**, katika Mwaka wa Fedha wa 2022/23 ziliidhinishwa Shilingi Bilioni 143.15 kupitia ruzuku ya Serikali Kuu kwa ajili ya



utekelezaji wa shughuli za Afya ya Msingi. Hadi Februari, 2023 Shilingi Bilioni 124.10 zimepokelewa sawa na asilimia 86.69 ya fedha iliyoidhinishwa. Maelezo ya utekelezaji ni kama ifuatavyo: -

36. **Mheshimiwa Spika**, Shilingi Bilioni 15.50 ziliidhinishwa kwa ajili ya kuendeleza ujenzi wa Hospitali 31 za Halmashauri zilizoanza ujenzi katika Mwaka wa Fedha wa 2020/21 ambapo kila Halmashauri iliidhinishwa Shilingi Milioni 500 kwa ajili ya ujenzi wa jengo la wagonjwa wa nje na maabara. Hadi Februari, 2023 Shilingi Bilioni 13.50 zimekwishatolewa, sawa na asilimia 87.09 na ujenzi upo katika hatua mbalimbali za utekelezaji (*Kiambatisho Namba 3*).

37. **Mheshimiwa Spika**, Shilingi Bilioni 25.15 ziliidhinishwa kwa ajili ya kuendeleza ujenzi wa Hospitali 28 za Halmashauri zilizoanza ujenzi katika Mwaka wa Fedha wa 2021/22. Ujenzi huo ulihusisha majengo ya wodi 3 za wanaume, wanawake na watoto pamoja na jengo la kuhifadha maiti. Hadi Februari, 2023 zimepokelewa Shilingi Bilioni 23.90, sawa na asilimia 95.03. Ujenzi wa majengo hayo upo katika hatua mbalimbali za utekelezaji (*Kiambatisho Namba 3*).

38. **Mheshimiwa Spika**, Shilingi Bilioni 16.55 ziliidhinishwa kwa ajili ya ukarabati wa Hospitali kongwe 19 za Halmashauri. Hadi Februari, 2023 zimepokelewa Shilingi Bilioni 16.55, sawa na asilimia 100 ya fedha zilizoidhinishwa. Ukarabati wa hospitali tisa (09) umeanza na kwa upande wa hospitali kumi (10) ukarabati upo katika hatua za awali (*Kiambatisho Namba 3*).

39. **Mheshimiwa Spika**, Shilingi Bilioni 15 ziliidhinishwa kwa ajili ya ukamilishaji wa maboma 300 ya zahanati yaliyoanzishwa kwa nguvu za wananchi. Hadi Februari, 2023 Shilingi Bilioni 14.60 zimepokelewa, sawa na asilimia 97.33 na ukamilishaji upo katika hatua mbalimbali za utekelezaji. Aidha, Shilingi Bilioni 1 ziliidhinishwa kwa ajili ya ujenzi wa vituo 2 vya afya katika Halmashauri za Wilaya za Msalala na Ukerewe ambapo hadi Februari, 2023 Shilingi Bilioni 1 sawa na asilimia 100 zimepokelewa na ujenzi upo katika hatua mbalimbali (*Kiambatisho Namba 3*). Vilevile, hadi kufikia Februari, 2023 jumla ya wagonjwa wa nje (OPD) 16,143,151 na wagonjwa wa ndani waliolazwa (IPD) 416,628 walipatiwa huduma katika vituo vya kutolea huduma za Afya ya Msingi. Pia, kati ya akina mama wajawazito 1,227,234 waliojifungua, akina mama 1,146,510 sawa na asilimia 93.4 walijifungua kwa njia ya kawaida na akina mama 80,724 sawa na asilimia 6.6 walijifungua kwa njia ya upasuaji.

40. **Mheshimiwa Spika**, Shilingi Bilioni 69.95 ziliidhinishwa kwa ajili ya ununuzi wa vifaa na vifaa tiba. Kati ya fedha hizo, Shilingi Bilioni 15.15 ni kwa ajili ya ununuzi wa vifaa na vifaa tiba kwa zahanati 300, Shilingi Bilioni 47.70 kwa Vituo vya Afya 159 na Shilingi Bilioni 7.10 kwa ajili ya ununuzi wa vifaa na vifaa tiba vya afya ya kinywa, meno na macho kwa hospitali za Halmashauri 71 zilizokamilika. Hadi Februari, 2023 jumla ya Shilingi Bilioni 54.55 zimepokelewa, sawa na asilimia 77.98. Kati ya fedha hizo Shilingi Bilioni 11.95 ni kwa ajili ya ununuzi wa vifaa na vifaa tiba kwa zahanati, Shilingi Bilioni 36.75 kwa ajili ya Vituo vya Afya na Shilingi Bilioni 5.85 kwa ajili ya vifaa tiba vya kinywa na macho kwa Hospitali za Halmashauri 71 (*Kiambatisho Namba 4*).

### **Huduma za Ustawi wa Jamii**

41. **Mheshimiwa Spika**, ili kuimarisha huduma za Ustawi wa Jamii kwa makundi maalum, hadi Februari, 2023 Ofisi ya Rais – TAMISEMI imefanikiwa kuwatambua jumla ya Watu Wenye Ulemavu 10,035 ambapo Wanawake ni 6,100 na Wanaume 3,935. Miongoni mwa Watu Wenye Ulemavu wa Ngozi 2,400 kati yao Wanawake ni 1,300 na Wanaume 1,100; Watu Wenye Ulemavu wa Viungo 5,233 ambapo Wanawake ni 3,133 na Wanaume 2,100; Wasioona 510 ambapo Wanawake ni 203 na

Wanaume 307; Viziwi 1,500 kati yake Wanawake ni 785 Wanaume 715; na Watu Wenye Ulemavu wa Akili 392 ambapo Wanawake ni 281 Wanaume 111.

42. **Mheshimiwa Spika**, Watu hao Wenye Ulemavu wametambuliwa na kupewa Vifaa saidizi ikiwemo miwani 754, miamvuli 934, mafuta ya Ngozi 1,741, fimbo nyeupe 306, kofia 915, na baiskeli za miguu mitatu 293 ili kuwawezesha kujimudu. Aidha, Kamati 5,024 za Watu Wenye Ulemavu zimeundwa katika Vijiji na Kamati 2,284 katika Mitaa. Kamati hizo zinahusisha wajumbe mchanganyiko (Watu wenye ulemavu na wasio na ulemavu). Lengo la Kamati hizo ni kusimamia masuala ya watu wenye ulemavu na kusaidia kutatua changamoto zinazowakabili ikiwepo mawasiliano ya lugha ya alama.

43. **Mheshimiwa Spika**, jumla ya wazee 2,117,637 wametambuliwa katika Mkoa 26, kati ya wazee hao wanawake ni 735,169 na wanaume ni 1,382,468. Kati yao wazee 585,672 sawa na asilimia 27.65 wamepatiwa vitambulisho vya Bima ya afya kwa ajili ya matibabu ambapo wanawake 330,176 na wanaume 255,496. Aidha, mabaraza ya ushauri ya wazee 20,748 yameundwa kwenye Mkoa/Halmashauri na Ngazi ya Kata, Vijiji/Mitaa kwa ajili ya usimamizi ya masuala ya wazee. Vilevile, madirisha 588 ya kutolea huduma za Afya ya Msingi kwa wazee yameanzishwa katika

Hospitali za Halmashauri, vituo vya afya na zahanati.

44. **Mheshimiwa Spika**, Ofisi ya Rais - TAMISEMI ilishughulikia mashauri ya ukatili dhidi ya Watoto, ambapo hadi Februari, 2023 mashauri yaliyotolewa taarifa na kusajiliwa katika ofisi za Ustawi wa Jamii ngazi za Halmashauri yalikuwa 13,926 kati ya hayo, mashauri dhidi ya wanawake yalikuwa 7,142 na ukatili dhidi ya Watoto yalikuwa 6,784. Aidha mashauri 12,727 sawa na asilimia 91.39 yalitatuwa katika ofisi za ustawi wa jamii ngazi ya Halmashauri na mashauri 1,199 sawa na asilimia 8.61 yalifikishwa mahakamani kati yao mashauri 430 yametolewa hukumu na mashauri 769 yanaendelea na taratibu za kimahakama.

45. **Mheshimiwa Spika**, Ofisi ya Rais - TAMISEMI imeendelea kushughulikia migogoro ya kifamilia, ambapo hadi kufikia Februari, 2023 migogoro ya ndoa na familia 1,513 ilipokelewa katika ofisi za Ustawi wa Jamii ngazi ya Halmashauri. Aidha, kati ya migogoro 1,513 iliyosajiliwa migogoro 868 ilifanyiwa usuluhisho kwenye Ofisi za Ustawi wa Jamii ngazi ya Halmashauri na migogoro 645 ilipewa rufaa kwenda mahakamani, ambapo migogoro 126 ilitolewa hukumu na migogoro 519 inaendelea na taratibu za Kimahakama.

46. **Mheshimiwa Spika**, pamoja na shughuli hizo, Halmashauri kupitia Idara ya Afya, Ustawi wa Jamii na Lishe inatoa huduma kwenye vituo jumuishi (*One stop Center*) ambapo hadi sasa kuna vituo 16 katika Halmashauri za Majiji ya Arusha, Mwanza, Mbeya na Dar es Salaam, Halmashauri za Manispaa za Tabora, Kinondoni, Kigoma, Shinyanga, Iringa, Kahama na Halmashauri za Wilaya za Msalala, Kasulu, Ikungi, Kibaha, Hai na Mvomero.

47. **Mheshimiwa Spika**, Halmashauri zimeweza kushughulikia masuala ya Watoto wanaoishi katika mazingira hatarishi. Hadi Februari, 2023 watoto 335,971 wametambuliwa na kati yao watoto wa kike ni 167,337 na watoto 168,634 ni wa kiume. Aidha, watoto hao wameweza kupatiwa misaada mbalimbali ikiwemo chakula, malazi, mavazi, elimu, matibabu na watoto 26,000 waliunganishwa na familia zao na kuhakikisha watoto hao wanaishi kwa amani.

### **Huduma za Lishe**

48. **Mheshimiwa Spika**, Ofisi ya Rais - TAMISEMI imeendelea kuratibu Afua mbalimbali katika eneo la lishe katika Ofisi za Wakuu wa Mikoa na Mamlaka za Serikali za Mitaa. Utafiti wa Afya na demografia uliofanyika Mwaka 2022, umebaini kuwa tatizo la udumavu nchini ni asilimia 30, ikilinganishwa na asilimia 34 iliyoripotiwa na

utafiti wa Mwaka 2015/16. Kiwango kikubwa cha udumavu kimebainika katika Mikoa ya Iringa asilimia 56.9; Njombe asilimia 50.4; Tabora asilimia 33.1 na Dar es Salaam asilimia 18.4. Hivyo, Ofisi ya Rais-TAMISEMI inaendelea kufanya usimamizi shirikishi na uratibu wa afua katika Mikoa hiyo ili kuhakikisha kiwango cha udumavu kinapungua zaidi.

49. **Mheshimiwa Spika**, katika kutekeleza agizo la Mheshimiwa Dkt. Samia Suluhu Hassan, Rais wa Jamhuri ya Muungano wa Tanzania kuhusu kufanya utafiti wa visababishi vya udumavu kwa watoto walio chini ya miaka mitano (5) katika Mikoa inayozalisha vyakula kwa wingi hapa nchini, utafiti unafanyika kwa kushirikiana na Taasisi ya *Big Win Philantropy* kutoka nchini Marekani kwa kushirikiana na Benki ya Maendeleo ya Afrika. Utafiti unatarajiwa kukamilika mwanzoni mwa Mei, 2023 ambao unafanyika katika Mikoa nane (8). Utafiti huo unafanyika katika Mikoa sita (6) ya Tanzania Bara ambayo ni Njombe, Iringa, Tabora, Dar es Salaam, Geita na Mtwara pamoja na Mikoa miwili (2) ya Zanzibar ambayo ni Kaskazini Unguja na Kaskazini Pemba.

## **Mkataba wa Lishe**

50. **Mheshimiwa Spika**, Ofisi ya Rais-TAMISEMI inasimamia utekelezaji wa Mkataba wa Lishe ambao ulisainiwa tarehe 30 Septemba, 2022 baina ya Mheshimiwa Dkt. Samia Suluhu Hassan, Rais wa Jamhuri ya Muungano wa Tanzania na Wakuu wa Mikoa yote 26 ya Tanzania Bara baada ya kumalizika kwa Mkataba wa Kwanza. Aidha, Wakuu wa Mikoa wamesaini Mikataba na Wakuu wa Wilaya; Wakurugenzi wa Halmashauri wamesaini na Watendaji wa Kata; na Watendaji wa Kata wamesaini Mikataba na Watendaji wa Vijiji/Mitaa.

51. **Mheshimiwa Spika**, mkataba huu wa kusimamia masuala ya lishe kwa Wakuu wa Mikoa, Wakuu wa Wilaya na Wakurugenzi wa Halmashauri umesaidia kutoa msukumo mpya wa kusimamia masuala ya lishe nchini. Mkataba huu una jumla ya viashiria 14 vilivyojikita kwenye utengaji wa fedha, utoaji wa huduma na usimamizi wa utekelezaji wa afua za lishe ikiwemo matibabu ya utapiamlo mkali, kutoa nyongeza ya vitamini A, tathmini ya hali ya lishe kwa watoto wenye umri chini ya miaka mitano na makundi mengine na kutoa nyongeza ya vidonge vya kuongeza wekundu wa damu kwa akina mama wajawazito. Viashiria hivyo hupimwa mara moja kwa Mwaka ngazi ya Taifa, mara mbili kwa Mwaka ngazi ya Mkoa na mara nne kwa Mwaka ngazi ya Halmashauri. Utekelezaji wa Mkataba huu



utafanyika kwa kipindi cha miaka nane (8) kuanzia Mwaka wa Fedha wa 2022/23 hadi 2029/30.

## **Usimamizi na Uendeshaji wa Elimumsingi na Sekondari**

52. ***Mheshimiwa Spika***, Ofisi ya Rais - TAMISEMI imeendelea kusimamia utoaji wa huduma ya ElimuMsingi na Sekondari. Shughuli zilizotekelezwa ni:

### **Uandikishaji wa Wanafunzi wa Elimu ya Awali**

53. ***Mheshimiwa Spika***, katika Mwaka wa masomo wa 2022 wanafunzi wapya wa Darasa la Awali walioandikishwa ni 1,411,810, sawa na asilimia 103.52 ya lengo la kuandikisha wanafunzi 1,363,834. Katika Mwaka 2023, jumla ya wanafunzi 1,500,227 wameandikishwa sawa na asilimia 109.37 ya lengo la kuandikisha wanafunzi 1,371,690 wakiwemo wanafunzi wenye mahitaji maalum 2,411 ambapo wasichana ni 1,211 na wavulana 1,200. Uandikishwaji huo ni ongezeko la wanafunzi 88,417 sawa na asilimia 3.38 ikilinganishwa na wanafunzi walioandikishwa kwa kipindi kama hiki kwa Mwaka wa 2022. Ongezeko hili limetokana na uhamasishaji wa jamii, ujenzi wa vituo shikizi na kuendelea kutoa ElimuMsingi Bila Ada (*Kiambatisho Namba 5*).

## **Uandikishaji wa Wanafunzi wa Darasa la Kwanza**

54. **Mheshimiwa Spika**, katika Mwaka wa masomo wa 2022 wanafunzi 1,592,375 walitarajiwa kuandikishwa Darasa la Kwanza, ambapo walioandikishwa ni wanafunzi 1,726,165, sawa na asilimia 108.40 ya lengo. Katika Mwaka 2023 wanafunzi wa Darasa la Kwanza walioandikishwa hadi Februari, 2023 ni 1,786,485, ambapo wasichana 917,211 na wavulana ni 869,274. Uandikishwaji huo ni sawa na asilimia 109.07 ya lengo la kuandikisha wanafunzi 1,637,897 na ni ongezeko la wanafunzi 60,320, sawa na asilimia 3.49, ikilinganishwa na wanafunzi walioandikishwa kwa kipindi kama hiki kwa Mwaka wa 2022. Ongezeko hili limetokana na uhamasishaji wa jamii, ujenzi wa vituo shikizi na kuendelea kutoa Elimu Msingi Bila Ada. Kati ya wanafunzi walioandikishwa wenye mahitaji maalum ni 4,741 ambapo wasichana ni 2,097 na wavulana ni 2,644. Lengo ni kuhakikisha wanafunzi wenye mahitaji maalum wanapatiwa huduma bora ya elimu kulingana na Mkakati wa Kitaifa wa Elimu Jumuishi wa mwaka 2022– 2026, (*Kiambatisho Na. 6*).

## **Uandikishaji wa Wanafunzi wa Kidato cha Kwanza**

55. **Mheshimiwa Spika**, jumla ya wanafunzi 1,076,037 ambapo wasichana 560,118 na wavulana ni 515,919 walichaguliwa kujiunga na Kidato cha Kwanza mwaka wa 2023. Hadi Februari, 2023 wanafunzi 1,003,982 ambapo wasichana 520,332 na wavulana ni 483,650 wameandikishwa sawa na asilimia 93.3 ya wanafunzi waliochaguliwa. Kati ya wanafunzi walioandikishwa, wanafunzi wenye mahitaji maalum ni 2,411 ambapo wasichana 1,211 na wavulana ni 1,200 (*Kiambatisho Na. 7*).

## **Upimaji wa Kitaifa wa Darasa la Nne**

56. **Mheshimiwa Spika**, Idadi ya Wanafunzi wanaosajiliwa kufanya Upimaji wa Kitaifa wa Darasa la Nne imekua ikiongezeka kutoka na uboreshaji wa mazingira ya ufundishaji na ujifunzaji. Mwaka 2022 jumla ya wanafunzi 1,718,896 walisajiliwa kufanya Upimaji wa Kitaifa wa Darasa la Nne. Kati yao Wavulana ni 847,897 na Wasichana 870,999. Idadi hii ni sawa na ongezeko la Wanafunzi 37,105 ukilinganisha na Wanafunzi 1,681,791 waliosajiliwa kufanya Upimaji huo wa mwaka 2021.

## **Mtihani wa Kumaliza Elimu ya Msingi**

**57. Mheshimiwa Spika,** katika Mtihani wa Kumaliza Elimu ya Msingi wa Mwaka wa masomo 2022, jumla ya wanafunzi 1,384,186 wakiwemo wasichana 723,027 na wavulana 661,159 walisajiliwa kufanya Mtihani wa Kumaliza Elimu ya Msingi. Watahiniwa 1,350,881 walifanya mtihani wakiwemo wasichana 709,556 na wavulana 641,325 pamoja na wanafunzi 3,240 wenye mahitaji maalum. Watahiniwa 1,076,037 walipata sifa ya kuendelea na Elimu ya Sekondari wasichana wakiwa 560,037 na wavulana 515,919 wakiwemo wanafunzi wenye mahitaji maalum 2,775 ambapo wasichana ni 1,284 na wavulana 1,491.

## **Upimaji wa Kitaifa wa Kidato cha Pili**

**58. Mheshimiwa Spika,** takwimu za Upimaji wa Kitaifa wa Kidato cha Pili zinaonesha kuwa kwa Mwaka wa masomo wa 2022, jumla ya wanafunzi 690,341 walisajiliwa kufanya Upimaji wa Kitaifa wa Kidato cha Pili kati yao wasichana ni 367,013 na wavulana ni 323,328. Idadi hii ni sawa na ongezeko la Wanafunzi 88,234 ukilinganisha na Wanafunzi 602,107 waliosajiliwa kufanya Upimaji huo Mwaka 2021. Ongezeko la Wanafunzi wanaosajiliwa kufanya Upimaji wa Kitaifa wa Kidato cha Pili limechagiwa na utekelezaji wa Sera

ya Elimumsingi Bila Malipo na uboreshaji wa mazingira ya kufundishia na kujifunzia.

### **Mtihani wa Taifa wa Kidato cha Nne**

59. **Mheshimiwa Spika**, kwa upande wa Mtihani wa Kidato cha Nne, jumla ya Watahiniwa wa shule 456,975 wakiwemo wasichana 243,285 na wavulana 213,690 kati ya watahiniwa 520,558 waliofanya mtihani huo walifaulu. Idadi ya wanafunzi waliofaulu iliongezeka kwa 34,587 kutoka wanafunzi 422,388 Mwaka 2021 hadi 456,975 Mwaka 2022. Ongezeko hili la ufaulu limechangiwa na jitihada nzuri zinazofanywa na walimu wetu nchini pamoja na uboreshaji wa mazingira ya kujifunzia na kufundishia.

### **Elimu ya Sekondari**

#### **Wanafunzi waliochaguliwa Kujiunga na Kidato cha Tano Mwaka 2022**

60. **Mheshimiwa Spika**, Ofisi ya Rais-TAMISEMI imeendelea kusimamia uchaguzi wa wanafunzi waliofaulu mtihani wa kidato cha nne ambapo jumla ya wanafunzi 90,898 kati yao wasichana 43,155 na wavulana 47,743, sawa na asilimia 52.41 ya wanafunzi 173,422 wenye sifa walichaguliwa kujiunga na Kidato cha Tano katika shule 508 za Serikali. Kati yao, wanafunzi wenye mahitaji maalumu walikuwa ni 481 wakiwemo

wasichana 204 na wavulana 277. Kati ya wanafunzi waliochaguliwa kujiunga na Kidato cha Tano, wanafunzi 36,390 wakiwemo wasichana 15,327 na wavulana 21,063 sawa na asilimia 40.03 walichaguliwa kusoma tahasusi za Sayansi na Hisabati; wanafunzi 54,508 wakiwemo wasichana 27,828 na wavulana 26,680 sawa na asilimia 59.97 walichaguliwa kusoma tahasusi za masomo ya Sanaa na Biashara.

### **Mtihani wa Taifa wa Kidato cha Sita**

61. **Mheshimiwa Spika**, ufaulu wa Kidato cha Sita kwa watahiniwa wa shule kwa Mwaka wa masomo wa 2022 ulikuwa ni asilimia 99.87 ambapo watahiniwa 84,404 kati ya watahiniwa 84,870 waliofanya mtihani walifaulu. Idadi ya waliofaulu imeongezeka kwa 4,808 kutoka 79,596 mwaka 2021 hadi 84,404 Mwaka 2022. Ufaulu wa Kidato cha Sita umeendelea kuimarika zaidi kutokana na jitihada kubwa zinazofanywa na walimu wetu nchini pamoja na kuboreshwa kwa mazingira ya kujifunzia na kufundishia.

### **Elimu ya Watu Wazima na Elimu Nje ya Mfumo Rasmi**

62. **Mheshimiwa Spika**, uandikishaji wa wanafunzi wa Mpango wa Elimu ya Msingi kwa Walioikosa (MEMKWA) umeendelea kupungua mwaka hadi mwaka. Matokeo ya uandikishaji kwa

wanafunzi hao hadi mwezi Februari 2023 yanaonesha kupungua ambapo wanafunzi 28,680 wakiwemo wasichana 13,691 na wavulana 14,989 wameandikishwa. Idadi hiyo imepungua kwa asilimia 47.4 ikilinganishwa na wanafunzi 54,420 wakiwemo wasichana 24,436 na wavulana 29,984 walioandikishwa mwaka 2022. Kupungua kwa idadi hii inatokana na wanafunzi kuandikishwa katika mfumo rasmi wa elimu, mafanikio ya utekelezaji wa Sera ya Elimu Bila Malipo pamoja na uboreshaji wa mazingira ya kujifunzia na kufundishia.

## **Elimu Maalum**

63. ***Mheshimiwa Spika***, katika Mwaka wa Fedha wa 2022/23, Ofisi ya Rais – TAMISEMI imeendelea kusimamia Shule Maalum 37 za bweni, Vitengo Maalum 710 vinavyoshughulikia wanafunzi wenye mahitaji maalum katika Shule za Msingi na Shule Jumuishi 3,956 zenye wanafunzi wenye mahitaji maalum wa Shule za Msingi. Kwa upande wa Sekondari, kuna Shule Maalum moja ya Patandi na Shule Jumuishi 127. Vilevile, katika Mwaka wa Fedha wa 2022/23, Serikali imeajiri walimu 766 waliosomea taaluma ya Elimu Maalum ili kuhakikisha kuwa wanafunzi wenye mahitaji maalum wanapata elimu sawa na wanafunzi wengine. Aidha, Serikali imenunua vifaa saidizi na vifaa maalum 82,919 vyenye

thamani ya Shilingi Bilioni 4.60 kwenye shule 1,517 zenye wanafunzi wenye mahitaji maalum.

### **Michezo kwa Shule za Msingi na Sekondari**

64. **Mheshimiwa Spika**, katika Mwaka wa Fedha wa 2022/23 Ofisi ya Rais -TAMISEMI imeendelea kuhimiza na kusimamia maendeleo ya michezo katika Shule za Msingi na Sekondari. Kwa upande wa mashindano ya michezo ya Umoja wa Michezo na Taaluma Shule za Msingi Tanzania (UMITASHUMTA) wanafunzi 3,360 walishiriki michezo mbalimbali iliyofanyika Julai, 2022 katika Manispaa ya Tabora. Aidha, mashindano ya Umoja wa Michezo Shule za Sekondari Tanzania (UMISSETA) yalifanyika ambapo wanafunzi 3,242 walishiriki michezo hiyo iliyofanyika katika Manispaa ya Tabora Agosti, 2022. Michezo hii ilihusisha wanafunzi kutoka Tanzania Bara na Zanzibar.

### **Mahitaji ya Walimu kwa Shule za Msingi na Sekondari**

65. **Mheshimiwa Spika**, hadi Februari, 2023 kuna jumla ya Shule za Msingi 17,181 zenye jumla ya wanafunzi 12,362,571 ambapo wasichana ni 6,269,643 na wavulana ni 6,092,928 kati yao wenye mahitaji maalum ni 65,641 ambapo wasichana ni 28,116 na wavulana ni 37,525. Aidha, zipo Shule za Sekondari 5,540



zikijumuisha 4,211 za Serikali na Shule 1,329 za binafsi zenye jumla ya wanafunzi 2,823,588 ambapo wasichana ni 1,476,369 na wavulana ni 1,347,219 wakiwemo wanafunzi wenye mahitaji maalum 13,142 ambapo wasichana ni 6,720 na wavulana ni 6,422.

66. **Mheshimiwa Spika**, hadi Februari, 2023 mahitaji ya walimu katika Shule za Msingi ni 362,189 kwa kutumia uwiano wa 1:45 (Mwalimu mmoja kwa wanafunzi 45) ambapo walimu waliopo ni 175,864 na upungufu ni 186,325 sawa na asimilia 51.44 ya mahitaji. Aidha, mahitaji ya walimu kwa Shule za Sekondari ni 174,632 ambapo waliopo ni 84,700 na upungufu ni walimu 89,932 sawa na asilimia 51.5. Mahitaji ya walimu kwa shule za Sekondari yanatokana na masomo yanayofundishwa. Vilevile, mahitaji ya walimu kwa wanafunzi wenye mahitaji maalum kwa Shule za Msingi ni walimu 4,462 ambapo waliopo ni 1,517 na upungufu ni walimu 2,945 sawa na asilimia 66. Serikali inaendelea kuajiri walimu kulingana na hali ya uchumi inavyoruhusu.

67. **Mheshimiwa Spika**, katika Mwaka wa Fedha wa 2022/23 ziliidhinishwa Shilingi Bilioni 793.97 kupitia ruzuku ya Serikali Kuu kwa ajili ya utekelezaji wa shughuli za elimu ikiwemo Elimumsingi na Sekondari Bila Ada, uendeshaji wa mitihani na ujenzi na ukamilishaji wa miundombinu ya elimu. Hadi Februari, 2023

Shilingi Bilioni 607.89 zimepokelewa, sawa na asilimia 76.56 ya fedha iliyoidhinishwa. Maelezo ya utekelezaji kwa kila eneo ni kama ifuatavyo: -

### **ElimuMsingi na Sekondari Bila Ada**

68. **Mheshimiwa Spika**, katika Mwaka wa Fedha wa 2022/23, Ofisi ya Rais-TAMISEMI iliidhinishiwa jumla ya Shilingi Bilioni 346.49 kwa ajili kugharamia programu ya Elimumsingi na Sekondari Bila Ada. Kati ya fedha hizo, Shilingi Bilioni 147.52 ni kwa ajili ya shule za msingi na Shilingi Bilioni 198.97 kwa ajili ya shule za sekondari. Hadi Februari, 2023 Shilingi Bilioni 235.75 zimepokelewa sawa na asilimia 68.04. Kati ya fedha hizo, Shilingi Bilioni 98.34 ni kwa ajili ya shule za msingi na Shilingi Bilioni 137.40 ni kwa ajili ya shule za sekondari (*Kiambatisho Namba 8(a) na 8(b)*).

69. **Mheshimiwa Spika**, Utekelezaji wa Sera ya Elimu Bila Malipo ulianza kwa wanafunzi walioandikishwa Januari, 2016. Aidha, kuanzia Julai Mwaka 2022, Serikali ilielekeza kufutwa kwa ada za shule na mitihani ya taifa kwa ngazi ya Kidato cha Tano na Sita kwa Shule za Sekondari za Serikali. Utekelezaji wa Sera ya ElimuMsingi Bila Malipo kwa Shule za Msingi na Sekondari nchini umeleta mafanikio makubwa, ikiwa ni pamoja na ongezeko la Wanafunzi wapya wanaoandikishwa kujiunga katika ngazi mbalimbali za

Elimu. Kwa mfano; Idadi ya wanafunzi waliochaguliwa Kujiunga na Kidato cha Kwanza imeongezeka kutoka wanafunzi 425,743 Mwaka 2016 hadi wanafunzi 1,076,037 Mwaka 2023 sawa na asilimia 152.74. Aidha, utekelezaji wa sera hiyo unahusisha ununuzi wa vifaa vya kufundishia na kujifunzia na kuimarisha usimamizi na uendeshaji wa taaluma shuleni kwa kutoa posho ya madaraka kwa wakuu wa Shule za Msingi, Sekondari na Maafisa Elimu Kata.

70. **Mheshimiwa Spika**, fedha hizi zinatumiwa katika maeneo ya uendeshaji wa shule, chakula cha wanafunzi wenye mahitaji maalum wa shule za msingi na wanafunzi wa bweni wa shule za sekondari, kwa wanafunzi wa kutwa na bweni wa Kidato cha Kwanza hadi cha Sita na posho ya madaraka kwa Wakuu wa Shule za Msingi, Sekondari na Maafisa Elimu Kata.

## **Ujenzi na Ukamilishaji wa Miundombinu ya Shule**

71. **Mheshimiwa Spika**, kipekee nitumie fursa hii kumshukuru Mheshimiwa Dkt. Samia Suluhu Hassan, Rais wa Jamhuri ya Muungano wa Tanzania kwa kuzipatia Mamlaka za Serikali za Mitaa jumla ya Shilingi Bilioni 160 kwa ajili ya ujenzi wa vyumba 8,000 vya madarasa katika Shule za Sekondari ambavyo vimesaidia kukabiliana na ongezeko la wanafunzi wa Kidato cha Kwanza

kutokana na utekelezaji wa Sera ya Elimu Msingi na Sekondari Bila Malipo. Hadi Februari, 2023 vyumba 7,800 vya madarasa, sawa na asilimia 97.5 vimejengwa na kukamilika (*Kiambatisho Namba 9*).

72. ***Mheshimiwa Spika***, kutokana na ufinyu wa maeneo ya ujenzi katika baadhi ya maeneo, ujenzi umefanyika kwa kujenga madarasa ya maghorofa kwa ajili ya vyumba 190 katika Halmashauri ya Jiji ya Dar es salaam 46, Mwanza 72, Arusha 8 pamoja na Halmashauri ya Manispaa ya Temeke 64 na ujenzi upo katika hatua za ukamilishaji.

73. ***Mheshimiwa Spika***, katika Mwaka wa Fedha wa 2022/23, Ofisi ya Rais-TAMISEMI iliidhinishiwa Shilingi Bilioni 55.57 kwa ajili ya ujenzi wa nyumba 809 za walimu zenye uwezo wa kuchukua kaya 1,916. Kati ya hizo, nyumba 298 (3 kwa 1) ni za walimu wa shule za msingi zinazojengwa kupitia fedha za ruzuku kutoka Serikali Kuu kwa Shilingi Bilioni 30.02 na nyumba 511 (2 kwa 1) ni za walimu wa shule za sekondari ambazo zinajengwa kupitia Mradi wa Uboreshaji wa Elimu ya Sekondari (SEQUIP) kwa Shilingi Bilioni 25.55. Hadi Februari, 2023 zimepokelewa Shilingi Bilioni 12.41 kutoka Serikali Kuu, sawa na asilimia 41.33 ya fedha zilizotengwa. Fedha zilizotolewa ni kwa ajili ya ujenzi wa nyumba 170, ambapo ujenzi wa

nyumba 26 umekamilika na nyumba 144 zipo katika hatua mbalimbali za ujenzi (*Kiambatisho Namba 9*).

74. **Mheshimiwa Spika**, katika Mwaka wa Fedha wa 2022/23 ziliidhinishwa Shilingi Bilioni 10.67 kwa ajili ya ujenzi wa matundu ya vyoo 9,700 katika vituo shikizi 970. Hadi Februari, 2023 jumla ya Shilingi Bilioni 5.45 zimepokelewa kwa ajili ya ujenzi wa matundu 4,954 ya vyoo ambapo matundu 596 ya vyoo yamejengwa na kukamilika na matundu 4,358 ya vyoo yapo katika hatua za ukamilishaji (*Kiambatisho Namba 9*).

75. **Mheshimiwa Spika**, katika Mwaka wa Fedha wa 2022/23 ziliidhinishwa jumla ya Shilingi Bilioni 34 kwa ajili ya kuanza awamu ya kwanza ya ujenzi wa vyumba 1,700 vya madarasa katika Shule Kongwe za Msingi. Hadi Februari, 2023 Shilingi Bilioni 21.44 sawa na asilimia 63.06 ya fedha zilizoidhinishwa zimepokelewa kwa ajili ya ujenzi wa vyumba 1,072 vya madarasa ambapo vyumba 674 vimejengwa na kukamilika na vyumba 398 ujenzi upo katika hatua mbalimbali (*Kiambatisho Namba 9*).

76. **Mheshimiwa Spika**, katika Mwaka wa Fedha wa 2022/23 Ofisi ya Rais - TAMISEMI iliidhinishwa jumla ya Shilingi Bilioni 15.60 kwa ajili ya ujenzi wa shule 39 mpya za msingi. Hadi

Februari, 2023 zimepokelewa Shilingi Bilioni 2.40 kwa ajili ya ujenzi wa shule 5 mpya katika Halmashauri ya Mji Geita 1, Halmashauri za Wilaya za Chato 2, na Rufiji 1 zipo katika hatua za awali na Halmashauri ya Wilaya ya Mkuranga 1 ujenzi upo hatua ya upauaji (*Kiambatisho Namba 9*).

77. **Mheshimiwa Spika**, katika Mwaka wa Fedha wa 2022/23, ziliidhinishwa Shilingi Bilioni 2.97 kwa ajili ya ujenzi wa uzio wa mabweni 99 ya wanafunzi wenye mahitaji maalum katika shule za msingi. Hadi Februari, 2023 Shilingi Bilioni 1.37 zimepokelewa kwa ajili ya ujenzi wa uzio wa mabweni 45 ambapo ujenzi wa uzio wa mabweni 6 umekamilika na uzio wa mabweni 39 ujenzi unaendelea (*Kiambatisho Namba 9*).

78. **Mheshimiwa Spika**, Ofisi ya Rais-TAMISEMI iliidhinishwa jumla ya Shilingi Bilioni 23.88 katika Mwaka wa Fedha wa 2022/23 kwa ajili ya ukamilishaji wa ujenzi wa maboma 1,911 ya vyumba vya madarasa katika shule za msingi. Hadi Februari, 2023 zimepokelewa Shilingi Bilioni 10.11 kwa ajili ya ukamilishaji wa maboma 809 ya vyumba vya madarasa. Maboma 404 ya vyumba vya madarasa yamekamilika na maboma 597 ya vyumba vya madarasa ukamilishaji unaendelea (*Kiambatisho Namba 10*).

79. **Mheshimiwa Spika**, katika Mwaka wa Fedha wa 2022/23 ziliidhinishwa jumla ya Shilingi Bilioni 8.73 kwa ajili ya ukamilishaji wa vyumba 291 vya maabara katika shule za sekondari. Hadi Februari, 2023 Shilingi Bilioni 8.13 zimepokelewa, sawa na asilimia 93.12 ya fedha zilizoidhinishwa kwa ajili ya ukamilishaji wa vyumba 271 vya maabara ambapo vyumba 86 vimekamilika na vyumba 185 ukamilishaji wake unaendelea (*Kiambatisho Namba 10*).

80. **Mheshimiwa Spika**, Ofisi ya Rais-TAMISEMI iliidhinishwa jumla ya Shilingi Bilioni 4.30 katika Mwaka wa Fedha wa 2022/23 kwa ajili ya ukamilishaji wa mabwalo 86. Kati ya hayo, mabwalo 80 ni kwa ajili ya shule za sekondari na mabwalo 6 ni kwa ajili ya shule za msingi. Hadi Februari, 2023 zimepokelewa Shilingi Bilioni 3.89 sawa na asilimia 90.40 ya fedha zilizoidhinishwa kwa ajili ya ukamilishaji wa mabwalo 78 kati ya 86 yaliyoidhinishwa fedha ambapo 16 yamekamilika na mabwalo 62 ukamilishaji unaendelea (*Kiambatisho Namba 10*).

81. **Mheshimiwa Spika**, katika Mwaka wa Fedha wa 2022/23, Ofisi ya Rais-TAMISEMI iliidhinishwa jumla ya Shilingi Bilioni 9.21 kwa ajili ya ukamilishaji wa mabweni 461. Kati ya hayo, mabweni 28 ni kwa ajili ya shule za msingi zenye wanafunzi wenye mahitaji maalum na mabweni 433 kwa ajili ya shule za sekondari. Hadi

Februari, 2023 jumla ya Shilingi Bilioni 8.20 sawa na asilimia 89.03 ya fedha zilizoidhinishwa zimepokelewa kwa ajili ya mabweni 410 kati ya mabweni 461. Mabweni 340 yamekamiliwa na mabweni 70 utekelezaji upo katika hatua mbalimbali za ujenzi (*Kiambatisho Namba 10*).

82. **Mheshimiwa Spika**, katika Mwaka wa Fedha wa 2022/23, ziliidhinishwa Shilingi Bilioni 142.33 kwa ajili ya kuwezesha kufanyika kwa mitihani ya Taifa ya Darasa la Nne, la Saba, Kidato cha Pili, Kidato cha Nne na Kidato cha Sita. Hadi Februari, 2023 zimepokelewa Shilingi Bilioni 138.72 sawa na asilimia 97.46.

### **Utekelezaji wa Programu na Miradi Mbalimbali**

83. **Mheshimiwa Spika**, Miradi ya Kimkakati ilianza kutekelezwa Mwaka wa Fedha wa 2017/18 ambapo Halmashauri 29 kutoka Mikoa 16 iliingia Mikataba na Wizara ya Fedha na Mipango kutekeleza Miradi 38. Katika Mwaka wa Fedha wa 2021/22, Serikali iliidhinisha miradi mingine 4 hivyo kufanya jumla ya miradi ya kimkakati kuwa 42.

84. **Mheshimiwa Spika**, Miradi hiyo inakadiriwa kugharimu Shilingi Bilioni 329.12 ambapo hadi Februari, 2023 Shilingi Bilioni 238.91 sawa na asilimia 72.59 zimepokelewa. Kati ya fedha hizo, Shilingi Bilioni 40.11 zimeidhinishwa katika Mwaka wa Fedha wa 2022/23 ambapo hadi



Februari, 2023 kiasi cha Shilingi Bilioni 18.80 kimepokelewa sawa na asilimia 46.87 ya fedha ilioidhinishwa. Hadi Februari, 2023 jumla ya Miradi 13 ya Kimkakati imekamilika na inatoa huduma; 18 ipo katika hatua ya ukamilishaji na baadhi yake imeanza kutoa huduma, na miradi 10 inaendelea na ujenzi.

85. **Mheshimiwa Spika**, katika Mwaka wa Fedha wa 2022/23 Ofisi ya Rais-TAMISEMI, iliidhinishwa Shilingi Bilioni 1.59 kwa ajili ya utekelezaji wa Programu ya Kuimarisha Mikoa na Mamlaka za Serikali za Mitaa katika utekelezaji wa Sera na Mikakati ya Serikali. Hadi Februari, 2023 zimepokelewa Shilingi Bilioni 1.59 sawa na asilimia 100 ya fedha ilioidhinishwa. Kazi zilizotekelezwa ni kuandaa nyaraka 4 za Baraza la Mawaziri na uchambuzi wa maandiko ya miradi ya kimkakati 68 kutoka katika Halmashauri 46 pamoja na kusimika Mfumo wa kielektroniki wa TAUSI katika Mamlaka za Serikali za Mitaa na mafunzo ya kuwajengea uwezo watendaji wa Halmashauri kuhusu Mfumo wa TAUSI.

86. **Mheshimiwa Spika**, katika Mwaka wa Fedha wa 2022/23 Ofisi ya Rais-TAMISEMI iliidhinishwa Shilingi Bilioni 55.38 kupitia Programu ya Maji na Usafi wa Mazingira (SRWSS) kwa ajili ya kuimarisha shughuli za afya na usafi wa mazingira. Hadi Februari, 2023 zimepokelewa Shilingi Bilioni 23.84. Kazi zilizotekelezwa ni

pamoja na ujenzi wa miundombinu ya vyoo bora 2,214 katika vituo 369 vya kutolea huduma za afya ya msingi, ukarabati wa majengo ya kujifungulia, miundombinu ya kunawia mikono, ujenzi wa visima vya maji na mashimo ya kondo la nyuma (Placenta Pit), kichomea taka na ujenzi wa matundu 6,634 ya vyoo katika shule za Msingi 446.

87. **Mheshimiwa Spika**, katika Mwaka wa Fedha wa 2022/23 Ofisi ya Rais – TAMISEMI iliidhinishiwa Shilingi Bilioni 3.1 kupitia Mradi wa Kuimarisha Stadi za Kusoma, Kuandika na Kuhesabu (KKK) kwa Elimu ya Msingi Awamu ya Pili (Global Partnership for Education - GPE LANES II). Hadi Februari, 2023 zimepokelewa Shilingi Bilioni 3.1 sawa na asilimia 100.

88. **Mheshimiwa Spika**, shughuli zilizotekelezwa ni ununuzi wa magari 13 katika Mamlaka za Serikali za Mitaa kwa ajili ya uratibu wa shughuli za programu; ufuatiliaji wa utekelezaji wa Mafunzo Endelevu ya Walimu Kazini (MEWAKA) katika Halmashauri 144 ambapo walimu 30,390 wamenufaika ikiwemo walimu wa awali 26,657, walimu wa elimu maalum 1,879 na walimu wa wanafunzi wa elimu nje ya mfumo rasmi 1,854; ufuatiliaji wa hali ya ujenzi wa madarasa ya awali 300 ya mfano katika Halmashauri 150 ambapo Shilingi Bilioni 8.37 zimetumika na mabweni 20 ya wanafunzi wenye Mahitaji Maalum katika

Halmashauri 20 ambapo Shilingi Bilioni 2 zimetumika; ufuatiliaji wa hali ya Vituo vya Walimu vilivyopokea vifaa vya TEHAMA katika Halmashauri 19; Uandaaji wa Mwongozo wa Usimamizi na Uendeshaji za Shule za Awali na Msingi zinazotumia Lugha za Kingereza katika Kujifunzia na Kufundishia.

89. **Mheshimiwa Spika**, katika Mwaka wa Fedha wa 2022/23, Ofisi ya Rais-TAMISEMI iliidhinishiwa Shilingi Bilioni 87.90 kupitia Programu ya Mfuko wa Pamoja wa Afya kwa ajili ya uboreshaji wa huduma za afya katika vituo vya kutolea huduma. Hadi Februari, 2023 zimepokelewa Shilingi Bilioni 50.88, sawa na asilimia 57.88 ya fedha zilizoidhinishwa. Aidha, kazi zilizotekelezwa ni pamoja na ukarabati mdogo katika vituo vya kutolea huduma za afya 106, ununuzi wa dawa na vifaa tiba katika hospitali za Halmashauri 188, Vituo vya Afya 732 na Zahanati 5,536, ukaguzi wa dawa na vifaa tiba katika vituo 807 katika Mikoa 19 nchini, usimamizi shirikishi katika Halmashauri 184 na kuendesha kikao cha mwaka cha Waganga Wakuu wa Mikoa 26, Halmashauri 184 na Vituo vya Afya 37. Aidha, mafunzo kwa ajili ya huduma ya upasuaji wa dharura kwa akina mama wajawazito yametolewa kwa watumishi 1,826.

## **Mapato ya Ndani ya Halmashauri**

90. **Mheshimiwa Spika**, katika Mwaka wa Fedha wa 2022/23 Halmashauri ziliidhinishiwa kukusanya Shilingi Trilioni 1.01 kutoka kwenye vyanzo vyake vya mapato ya ndani ikiwa ni ongezeko la Shilingi Bilioni 148.42, sawa na asilimia 17.18 ikilinganishwa na bajeti ya Shilingi Bilioni 863.85 ya Mwaka wa Fedha wa 2021/22. Hadi Februari, 2023 Halmashauri zimekusanya jumla ya Shilingi Bilioni 625.31 sawa na asilimia 62 ya makisio kwa Mwaka wa Fedha wa 2022/23. Makusanyo haya ni ongezeko la Shilingi Bilioni 9.70 sawa na asilimia 1.57 ikilinganishwa na makusanyo ya Shilingi Bilioni 615.61 yaliyokusanywa kwa kipindi kama hiki katika Mwaka wa Fedha wa 2021/22 (*Kiambatisho Namba 11*).

91. **Mheshimiwa Spika**, kuongezeka kwa mapato kumetokana na Ofisi ya Rais – TAMISEMI, Mikoa na Mamlaka za Serikali za Mitaa kuweka mikakati ya pamoja ya kubuni vyanzo vipya, kuimarisha vyanzo vilivyopo, kuimarika kwa usimamizi wa mfumo wa kielektroniki wa ukusanyaji wa mapato ya ndani kudhibiti mianya ya makusanyo pamoja na kuhakikisha fedha zinazokusanywa zinatumiwa kwa malengo yaliyokusudiwa.

92. **Mheshimiwa Spika**, Ofisi ya Rais – TAMISEMI ilifanya mapitio ya makisio ya mapato ya ndani kwa Mwaka wa Fedha wa 2021/22 kwa Halmashauri zinazokusanya zaidi ya Shilingi Bilioni 5 ili kupata uhalisia wa makisio ya makusanyo ya mapato ya ndani kwa Mwaka wa Fedha wa 2022/23. Pia, mapitio hayo yaliwezesha kuongezeka kwa makisio ya mapato ya ndani kutoka Shilingi Bilioni 863.85 kwa Mwaka wa Fedha wa 2021/22 hadi Shilingi Trilioni 1.01 kwa Mwaka wa Fedha wa 2022/23.

93. **Mheshimiwa Spika**, Ofisi ya Rais – TAMISEMI itaendelea kuzisimamia Halmashauri ili ziongeze wigo wa ukusanyaji wa mapato ya ndani. Mikakati iliyowekwa ni pamoja na kuwajengea uwezo maafisa wanaokusanya mapato, kuboresha mfumo wa ukusanyaji mapato na utambuzi wa fursa na uibuaji wa vyanzo vipya vya mapato. Aidha, Ofisi ya Rais-TAMISEMI itaendelea kupima utendaji wa Halmashauri kwa kutumia vigezo vya upelekaji wa fedha kwenye miradi ya maendeleo kwa kuzingatia asilimia 70,60,40,20 na vigezo vingine vilivyowekwa.

### **Miradi ya Maendeleo Iliyotekelezwa kupitia Fedha za Mapato ya Ndani ya Halmashauri katika Mwaka wa Fedha wa 2022/23**

94. **Mheshimiwa Spika**, katika Mwaka wa Fedha wa 2022/23 ziliidhinishwa jumla ya

Shilingi Bilioni 394.80 kwa ajili ya utekelezaji wa miradi ya maendeleo kupitia fedha za mapato ya ndani ya Halmashauri. Hadi Februari, 2023 jumla ya Shilingi Bilioni 194.80 sawa na asilimia 74.01 ya Shilingi Bilioni 263.20 zimepelekwa kwa ajili ya utekelezaji wa miradi ya maendeleo.

95. ***Mheshimiwa Spika***, baadhi ya miradi iliyotekelezwa ni pamoja na ujenzi na ukamilishaji wa zahanati 314, vituo vya afya 196, nyumba za watumishi wa afya 63, maabara 17 katika vituo vya afya, wodi 55, vichomea taka 32; majengo 48 ya kuhudumia Wagonjwa wa nje; ujenzi wa shule 9 mpya; na ukamilishaji wa maboma ya vyumba 941 vya madarasa; mabweni 73, maabara za sayansi 138, nyumba 44 za walimu, ofisi za walimu 50, matundu 2,159 ya vyoo na utengenezaji wa viti na meza 48,919. Miradi mingine ni ukamilishaji wa masoko 49; ujenzi wa vituo vidogo vya mabasi 46; viwanja 3 vya mpira; uanzishwaji wa skimu za umwagiliaji 7; ununuzi wa magari mawili 2 ya taka na boti 2.

### **Utoaji wa Mikopo Kutokana na Asilimia 10 ya Mapato ya Ndani ya Halmashauri**

96. ***Mheshimiwa Spika***, katika Mwaka wa Fedha wa 2022/23 Halmashauri ziliidhinishiwa Shilingi Bilioni 76.02 kutokana na asilimia 10 ya mapato ya ndani kwa ajili ya kukopesha vikundi vya Wanawake, Vijana na Watu Wenye Ulemavu.

Hadi Februari 2023, jumla ya Shilingi Bilioni 53.01 zilikusanywa ikiwa ni asilimia kumi ya mapato yasiyolindwa, kati ya fedha hizo Shilingi Bilioni 37.59 zilipelekwa katika akaunti ya mikopo ya Wanawake, Vijana na Watu wenye Ulemavu. Hivyo, kutokana na fedha hizo, Halmashauri zimeweza kukopesha Shilingi Bilioni 31.9 kati ya Shilingi Bilioni 50.68 zilizotarajiwa kukopeshwa kwa kipindi hicho ambapo Shilingi Bilioni 15.76 zimetolewa kwa vikundi vya wanawake 3,308, Shilingi Bilioni 12.55 zimetolewa kwa vikundi vya vijana 1,880 na Shilingi Bilioni 3.58 zimetolewa kwa vikundi 939 vya Watu Wenye Ulemavu. Kulingana na maelekezo ya Mhe. Rais ya utoaji wa mikopo kupitia Taasisi za Kifedha, Ofisi ya Rais - TAMISEMI imeanza maandalizi ya utoaji wa mikopo kupitia mfumo wa Benki.

97. ***Mheshimiwa Spika***, hadi Februari, 2023 Mamlaka za Serikali za Mitaa zimetoa mikopo inayotokana na marejesho kiasi cha Shilingi Bilioni 28.18 ambazo zimekopeshwa kwa vikundi 3,007. Kati ya fedha hizo Shilingi Bilioni 15.14 zimekopeshwa kwa vikundi 1,812 vya Wanawake, Shilingi Bilioni 11.37 zimekopeshwa kwa vikundi 873 vya Vijana na Shilingi Bilioni 1.66 zimekopeshwa kwa vikundi 324 vya Watu Wenye Ulemavu.

98. **Mheshimiwa Spika**, kupitia fedha za mapato ya ndani yasiyolindwa kwa Halmashauri 20 zenye mapato zaidi ya Shilingi Bilioni 5, jumla ya Shilingi Bilioni 17.69 zilitengwa kwa ajili ya ujenzi wa miundombinu ya barabara. Kupitia mapato haya, Halmashauri zimefanikiwa kujenga barabara zenye urefu wa kilomita 10 kwa kiwango cha lami, kilomita 0.22 kwa kiwango cha zege, kilomita 52.80 kwa kiwango cha changarawe, uwekaji wa taa 94 za barabarani, mifereji mita 330, ujenzi wa daraja 1 na ulipaji wa fidia eneo la ujenzi wa barabara ambapo jumla ya Shilingi Bilioni 7.25 zimetumika hadi mwezi Februari, 2023.

99. **Mheshimiwa Spika**, Serikali imeendelea kuongeza jitihada za kuwawezesha wananchi kiuchumi ambapo hadi Februari, 2023 jumla ya vikundi 9,134 vimewezeshwa kwa kupata mafunzo ya ujasiriamali katika shughuli wanazozindesha kupitia fedha zinazotolewa na asilimia kumi ya mapato ya ndani. Kati ya vikundi hivyo, vikundi 5,120 ni vya Wanawake, Vikundi 2,753 ni vya Vijana na Vikundi 1,261 ni Watu Wenye Ulemavu. Wafanyabiashara ndogondogo 329,662 wamesajiliwa na kati yao 110,452 wamepangwa katika maeneo rasmi. Vilevile, jumla ya masoko 367 yameboreshwa kuweza kumudu wajasiriamali 136,041. Pia, jumla ya Shilingi milioni 260 zimetolewa katika Mikoa 26 kwa ajili ya kuanza ujenzi wa ofisi za machinga na wa bodaboda katika maeneo rasmi.



Aidha, Umefanyika usajili wa vikundi 34,127 vya kijamii vya huduma ndogo za fedha lengo ikiwa kuvitambua, kuviimarisha ili viweze kuwa endelevu, kuongeza huduma jumuishi za kifedha na kuwalinda watumiaji wa huduma ndogo za fedha.

### **Utekelezaji wa Miradi ya Uwajibikaji kwa Jamii (Corporate Social Responsibility – CSR)**

100. **Mheshimiwa Spika**, Halmashauri kwa kushirikiana na kampuni zinazochimba madini zimekuwa zikitekeleza miradi mbalimbali ya Uwajibikaji kwa Jamii (CSR) kwa mujibu wa Kifungu cha 105 cha Sheria ya Madini Sura ya 123. Kwa mujibu wa Sheria hiyo, kila kampuni inayofanya shughuli za uchimbaji wa madini ndani ya Jamhuri ya Muungano wa Tanzania inapaswa kutenga fedha kwa ajili ya miradi ya uwajibikaji kwa jamii. Hadi Februari, 2023 Ofisi ya Rais – TAMISEMI imeweza kukusanya na kuchambua taarifa za miradi inayotekelezwa kwa CSR kutoka kampuni za Barrick North Mara; Geita Gold Mine – GGM; Barrick Bulyanhulu; Acacia Buzwagi, Mwadui Mine, Kiwanda cha Saruji cha Dangote, Kampuni ya Mantra, Kampuni ya Uranex, Kampuni ya gypsum ya Knauf, Kampuni ya madini ya Tembo Nickel, Shanta Mining, Mgodini wa ZEM na CATA Mining.

101. **Mheshimiwa Spika**, miradi inayotekelezwa kupitia CSR kwa mujibu wa Sheria hiyo inaibuliwa na Kamati za Maendeleo za Jamii (*Community Development Committee - CDC*) na kupitiwa na Vijiji, Mitaa na Kata na kuwasilishwa Halmashauri na Mikoa kwa ajili ya uchambuzi na hatimaye Ofisi ya Rais – TAMISEMI na Wizara ya Fedha na Mipango kwa ajili ya uchambuzi na kuridhiwa.

102. **Mheshimiwa Spika**, kuanzia Mwaka wa Fedha wa 2018/19 hadi 2021/22 jumla ya Shilingi Bilioni 87.31 zimetolewa kwa ajili ya utekelezaji wa miradi ya kijamii kupitia CSR. Hadi Juni, 2022 kiasi cha Shilingi Bilioni 60.13 zimetumika kwa ajili ya utekelezaji wa miradi katika sekta ya elimu, afya, miundombinu ya barabara, masoko na maji. Halmashauri zilionufaika ni Halmashauri ya Manispaa ya Kahama Shilingi Bilioni 10.43; Halmashauri ya Mji Geita Shilingi Bilioni 19.60; Halmashauri za Wilaya za Msalala Shilingi Bilioni 10.43; Kishapu Shilingi Bilioni 3.60; Halmashauri za Wilaya za Tarime Shilingi Bilioni 19.59; Geita Shilingi Bilioni 17.20; Nyang'hwale Shilingi Bilioni 1.94; Mtwara Shilingi Bilioni 1; Moshi Shilingi Milioni 166 na Kilwa Shilingi Bilioni 3.33.

103. **Mheshimiwa Spika**, katika Mwaka wa Fedha wa 2022/23 jumla ya Shilingi Bilioni 18.01 zimetolewa kwa ajili ya utekelezaji wa miradi ya

kijamii kupitia CSR. Hadi Februari, 2023 Shilingi Bilioni 18.05 zimetumika kwa ajili ya utekelezaji wa miradi katika sekta ya elimu, afya, miundombinu ya barabara, masoko na maji. Halmashauri zilizonufaika ni Halmashauri ya Manispaa ya Kahama Shilingi Bilioni 2.27; Halmashauri ya Mji Geita Shilingi Bilioni 4.9; Halmashauri za Wilaya za Msalala Shilingi Bilioni 2.27; Kishapu Shilingi Bilioni 2.27; Geita Shilingi Bilioni 4.30; Nyang’hwale Shilingi Milioni 989; Biharamulo Shilingi Milioni 180; Ngara Shilingi Milioni 199.95; Bagamoyo Shilingi Milioni 40.3; Kibiti Shilingi Milioni 43; Mkuranga Shilingi Milioni 87.37; Rufiji Shilingi Milioni 133.42; Butiama Shilingi Milioni 67.5, Mbozi Shilingi Milioni 150 na Songwe Shilingi Milioni 157.7.

104. **Mheshimiwa Spika**, fedha zinazotokana na CSR ni mapato lindwa (protected) na yanapaswa kuingizwa kwenye mipango na bajeti za Halmashauri kwa ajili ya miradi ya maendeleo iliyokubalika na wananchi. Aidha, kupitia Bunge lako Tukufu nitumie nafasi hii kuwakumbusha Wakuu wa Mikoa kuwa uidhinishwaji wa matumizi ya fedha hizo unapaswa kupitia Ofisi ya Rais – TAMISEMI na Wizara ya Fedha na Mipango kwa ajili ya kuchambuliwa na kuridhiwa. Vilevile, niwakumbushe Wakuu wa Mikoa na Wakuu wa Wilaya kuhakikisha wanasimamia utekelezaji wa miradi iliyokubaliwa na utoaji wa taarifa kama ilivyo miradi mingine inayotekelezwa kwa fedha za

Serikali. Aidha, Mfumo wa Fursa na Vikwazo Ulioboreshwa utumike katika kuibua, kusimamia, kufuatilia na kutoa taarifa kuhusu miradi inayotekelezwa kwa fedha za CSR.

105. **Mheshimiwa Spika**, kutokana na takwimu zilizooneshwa hapo juu kuhusu mapokezi ya fedha kutokana na Uwajibikaji wa Makampuni kwa Jamii zinaonesha faida kubwa kwa wananchi wetu ambao wanaishi karibu na makampuni yanayotoa fedha za uwajibikaji. Hivyo, Serikali itahakikisha inasimamia upatikanaji na matumizi ya fedha hizo ili kuleta faida zilizotarajiwa na Wananchi wetu. Kupitia ushirikiano kati ya Serikali ya Tanzania na Kampuni ya Uchimbaji wa Madini ya Twiga – Barrick Tanzania tunatarajia kupokea fedha kwa utaratibu wa *D - Fund* ambazo ni Dola za Kimarekani Milioni 30 kwa mikupuo 3 ya Dola za Kimarekani Milioni 10 kila mkupuo kwa mwaka wa fedha 2022/23. Fedha zitaelekezwa kwenye ujenzi wa miundombinu ya madarasa 1,094, mabweni ya wanafunzi 273 na matundu ya vyoo 1,645 katika shule za kidato cha 6 Tanzania Bara. Mahitaji haya yanatokana na ongezeko la wanafunzi 116,139 ambao bila madarasa hayo watakosa fursa ya kujiunga na kidato cha tano 2023.

## **Utawala Bora, Usimamizi wa Rasilimali, Ujenzi wa Majengo ya Utawala na Makazi ya Viongozi Utawala Bora na Usimamizi wa Rasilimali**

106. **Mheshimiwa Spika**, Ofisi ya Rais – TAMISEMI imeendelea kusimamia Utawala Bora katika Tawala za Mikoa na Mamlaka za Serikali za Mitaa na maeneo yaliyopatiwa kipaumbele ni kama ifuatavyo: -

### **Kushughulikia Malalamiko na Kero za Wananchi katika Ofisi ya Rais - TAMISEMI, Mikoa na Mamlaka za Serikali za Mitaa**

107. **Mheshimiwa Spika**, katika kuendelea kuimarisha Utawala Bora, Mikoa, Mamlaka za Serikali za Mitaa na Taasisi zilizopo chini ya Ofisi ya Rais-TAMISEMI zimeendelea kutekeleza dhana ya “TAMISEMI ya Wananchi”. Katika kutekeleza dhana hiyo, Ofisi ya Rais – TAMISEMI imeendelea kuimarisha Kituo cha Huduma ya Mawasiliano kwa Mteja (*Call Centre*) kwa ajili ya kurahisisha utoaji wa huduma kwa wananchi bila ya kuhitaji kusafiri kuja Ofisi ya Rais - TAMISEMI Dodoma.

108. **Mheshimiwa Spika**, hadi Februari 2023, Kituo hiki cha Huduma ya mawasiliano kwa mteja kimeendelea kutoa huduma kwa wananchi ambapo kimehudumia jumla ya wananchi 77,454 kuhusu kero, malalamiko na kutoa ufafanuzi wa masuala mbalimbali. Kituo hiki kimesaidia

kupunguza na kutatua changamoto ya kupata taarifa zinazohitajika na wananchi pamoja na kuwapunguzia gharama za safari ya kuja Dodoma kufuatilia kero, malalamiko na kupata ufafanuzi wa masuala mbalimbali.

### **Usimamizi wa Fedha katika Mamlaka za Serikali za Mitaa**

109. **Mheshimiwa Spika**, Ofisi ya Rais - TAMISEMI imeendelea kutoa maelekezo kwa Mamlaka za Serikali za Mitaa kuhusu usimamizi wa fedha kwa kuzingatia Sheria, Kanuni, Taratibu na Miongozo mbalimbali ya usimamizi wa fedha inayotolewa mara kwa mara ili kuwezesha ukusanyaji wa mapato na matumizi ya fedha za umma. Lengo ni kuhakikisha kuwa mapato yanakusanywa kwa ufanisi na kuziba mianya ya kuvuja kwa makusanyo na kudhibiti matumizi.

110. **Mheshimiwa Spika**, katika kuhakikisha kunakuwa na ufanisi katika ukusanyaji wa mapato ya ndani ya Halmashauri, Ofisi ya Rais - TAMISEMI imefanyia kazi changamoto zilizokuwepo katika mfumo wa mapato wa *Local Government Revenue Collection Information System* (LGRCIS) kwa kusanifu na kujenga mfumo mpya wa TAUSI ambao umeanza kutumika katika Mwaka wa Fedha wa 2022/23. Hadi Februari, 2023 Halmashauri 169 zimeanza kutumia mfumo wa TAUSI ambao umeboreshwa kulinganisha na

mfumo wa awali wa *Local Government Revenue Collection Information System* uliotumika kwa zaidi ya miaka 7. Mfumo huu utadhibiti mianya ya upotevu wa mapato na kudhibiti matumizi hususan matumizi ya fedha mbichi.

111. **Mheshimiwa Spika**, Mfumo wa TAUSI unamwezesha mteja kujihudumia mwenyewe na kupata huduma pasipo kufika ofisi za Halmashauri; kupata vibali vya ujenzi na leseni za biashara pamoja na kuuza na kununua viwanja vilivyopimwa na Halmashauri kwa njia ya mtandao. Vilevile, mfumo utawezesha fedha kuingizwa benki kwa wakati kwa kuweka mbinu mbalimbali ikiwemo kudhibiti kiasi kinachoweza kukusanywa nje ya mtandao na kumlazimu mkusanyaji kuwasilisha benki kiasi cha juu anachoruhusiwa kukusanya. Aidha, katika mfumo huu usimamizi wa mashine za kukusanyia mapato (Point of Sales -PoS) umeimarishwa tangu Desemba, 2022 ili kudhibiti mianya mbalimbali iliyojitokeza katika mfumo wa *Local Government Revenue Collection Information System*.

112. **Mheshimiwa Spika**, kwa upande wa usimamizi wa malipo na uandaaji wa Taarifa za Hesabu za Mwisho wa Mwaka, Halmashauri zote zimeendelea kutumia Mfumo wa Uhasibu Serikalini (MUSE) ambapo kwa mara ya kwanza, Taarifa za Hesabu za Mwisho wa Mwaka wa Fedha

wa 2021/22 zimeandaliwa kutoka katika mfumo huo kwa Halmashauri zote 184. Pamoja na uwezo wa kutoa Taarifa za Hesabu za Mwisho wa Mwaka, mfumo huu pia hutunza nyaraka za malipo. Hivyo, matumizi ya mfumo huu yatafunguza kwa kiasi kikubwa hoja za ukaguzi zinazotokana na upotevu wa nyaraka.

### **Matumizi ya Fedha za Mfuko wa Jimbo**

113. **Mheshimiwa Spika**, katika Mwaka wa Fedha wa 2022/23 Ofisi ya Rais –TAMISEMI iliidhinishiwa Shilingi Bilioni 15.99 kwa ajili ya utekelezaji wa miradi ya maendeleo katika Majimbo ya Uchaguzi 214 ya Tanzania Bara. Hadi Februari, 2023 fedha zote zilizoidhinishwa zimetolewa. Fedha za Mfuko wa Jimbo zimeelekezwa katika utekelezaji wa miradi ya maendeleo iliyoanzishwa kwa nguvu za Wananchi ikiwa ni pamoja na ukamilishaji wa ujenzi wa miundombinu ya kutolea huduma za kijamii hususan katika sekta ya afya na elimu.

### **Matumizi ya Mifumo ya TEHAMA**

114. **Mheshimiwa Spika**, Ofisi ya Rais – TAMISEMI inaendelea kuimarisha mifumo na miundombinu ya TEHAMA kwenye Mikoa, Mamlaka za Serikali za Mitaa, Taasisi zilizo chini yake na vituo vya kutolea huduma za Afya ya Msingi na shule ili kuongeza ufanisi, uwajibikaji na utoaji wa



huduma bora kwa wananchi. Mifumo mbalimbali imefanyiwa usanifu na kutengenezwa na wataalam wa Serikali ili kukidhi mahitaji mbalimbali katika maeneo ya kiutendaji yanayosimamiwa na Ofisi ya Rais – TAMISEMI.

115. **Mheshimiwa Spika**, kutokana na changamoto zilizokuwa zinajitokeza katika usimamizi, utoaji na urejeshaji wa mikopo ya asilimia kumi, Ofisi ya Rais-TAMISEMI imesanifu na kujenga mfumo wa *Ten Percent Loan Management Information System-TPLMIS* ulioanza kutumika katika Mamlaka za Serikali za Mitaa Mwaka wa Fedha wa 2022/23. Mfumo huu tangu ulipoanza kutumika umesaidia kuondoa changamoto zilizokuwepo, kuimarisha usimamizi wa utoaji na urejeshwaji wa mikopo hiyo na upatikanaji wa taarifa sahihi kwa wakati ili kuongeza tija, kuondoa rushwa, upendeleo na kuongeza uwazi na uwajibikaji. Pamoja na matarajio hayo kumeendelea kuwepo na changamoto za ukopeshwaji kwa vikundi visivyostahili na hivyo kusababisha mikopo kutorejeshwa ipasavyo. Ofisi ya Rais-TAMISEMI imeanza kuyafanyia kazi maelekezo ya Mhe. Rais ili mikopo hiyo ianze kutolewa kupitia Taasisi za Fedha.

116. **Mheshimiwa Spika**, katika Mwaka wa Fedha wa 2022/23 Ofisi ya Rais - TAMISEMI imeboresha Mfumo wa Kihisibu na Utoaji wa Taarifa za Fedha katika Ngazi za Msingi (*Facility Financial Accounting and Reporting System - FFARS*). Katika maboresho hayo, mfumo wa FFARS sasa umewezeshwa kutumika katika ngazi ya Kata, Vijiji na Mitaa ili kuleta uwazi, uwajibikaji na kudhibiti matumizi ya fedha katika ngazi za msingi za Mamlaka za Serikali za Mitaa.

117. **Mheshimiwa Spika**, katika sekta ya Afya, Ofisi ya Rais - TAMISEMI inaendelea kuboresha na kuhimiza matumizi ya mfumo wa *Government of Tanzania Health Operations Management Information System (GoTHOMIS)*. Katika Mwaka wa Fedha wa 2022/23 Ofisi ya Rais – TAMISEMI imeendelea kuboresha mfumo wa GoTHOMIS na hadi kufikia mwezi Februari 2023, vituo vya kutolea huduma za afya 1,424 vinatumia mfumo huo kuendesha shughuli za kila siku katika utoaji wa huduma. Matumizi ya Mfumo huu yamesaidia kudhibiti upotevu wa dawa na vifaa tiba, kudhibiti na kuongeza makusanyo ya ada za kuchangia huduma na ubadilishanaji na utoaji wa taarifa kwa wakati. Aidha, vituo 33 vya kutolea huduma za afya vinafanyiwa majaribio ya mfumo ulioboreshwa na ambapo yanatarajiwa kukamilika ifikapo mwezi Juni, 2023.

118. **Mheshimiwa Spika**, Ofisi ya Rais – TAMISEMI kwa kushirikiana na Wizara ya Afya na Vodacom Foundation imeanzisha mfumo wa huduma ya usafiri wa dharura kwa akina mama wajawazito na watoto wachanga (M-MAMA) ambao ulizinduliwa na Mhe. Rais Dkt. Samia Suluhu Hassan tarehe 6 Aprili, 2022. Tangu kuanza kwa majaribio ya Mfumo wa M-MAMA katika Wilaya ya Sengerema na Mkoa wa Shinyanga mwaka 2013, akina mama wajawazito na watoto wachanga 12,000 wamehudumiwa na hivyo kusaidia kupunguza vifo vya kina mama vinavyotokana na ukosefu au kuchelewa kupata huduma ya usafiri wa dharura. Hadi Februari, 2023, huduma hii ya mfumo wa M-MAMA inapatikana katika Mikoa 8 ambayo ni Shinyanga, Singida, Dodoma, Manyara, Tanga, Morogoro, Lindi na Arusha kwa Tanzania Bara. Aidha, ifikapo Septemba, 2023 Mikoa yote Tanzania Bara itakuwa inatumia mfumo wa M-MAMA katika kushughulikia dharura ya mama mjamzito na mtoto mchanga.

119. **Mheshimiwa Spika**, Ofisi ya Rais – TAMISEMI imeendelea kusimamia Mfuko wa Afya ya Jamii ulioboreshwa (i-CHF) ili kuboresha utoaji wa huduma ya afya kwenye ngazi ya msingi. Usimamizi huo umewezesha kuongezeka kwa wanachama hadi kufikia 4,262,394 (wanawake 2,458,481 na wanaume 1,803,913) kati ya Julai 2018 hadi Disemba, 2022. Kiasi cha Shilingi Bilioni 30.2 kimekusanywa kutokana na

michango ya wanachama ambapo kiasi cha Shilingi Bilioni 22.2 zimetumika kulipia gharama za matibabu katika vituo vya kutolea huduma za afya 6,130 vilivyowahudumia wanufaika wa mfuko wa i-CHF.

120. **Mheshimiwa Spika**, kutokana na changamoto zilizokuwa zinazikabili Mamlaka za Serikali za Mitaa katika uandaaji wa Mipango na Bajeti, Ofisi ya Rais - TAMISEMI, imehuisha Mfumo wa Mipango, Bajeti na utoaji wa taarifa (PlanRep) unaotumika katika Mamlaka za Serikali za Mitaa kufika ngazi ya Kata na Vijiji/Mitaa. Uwepo wa mfumo huu, umeongeza uwazi katika uandaaji wa Mipango na Bajeti na kupunguza gharama za kuchapisha nyaraka mbalimbali. Aidha, mfumo umesaidia katika kufanya tathmini na ufuatiliaji wa fedha katika utekelezaji wa kazi zilizoainishwa kwenye Mipango na Bajeti ya Mamlaka za Serikali za Mitaa. Pia, mfumo huu unatumika katika Taasisi na Mashirika ya Umma yaliyoko chini ya Msajili wa Hazina.

121. **Mheshimiwa Spika**, Ofisi ya Rais - TAMISEMI imeboresha Mfumo wa Sensa ya Elimu Msingi (*Annual School Census - ASC*) unaokusanya takwimu mbalimbali za uandikishwaji wa wanafunzi kama inavyokuwa tarehe 31 Machi kila mwaka. Maboresho hayo yatawezesha upatikanaji wa taarifa za Vituo vya Malezi ya Watoto Wadogo

Mchana (*Early Childhood Development Centres-ECD*). Matokeo ya sensa hii yatabainisha hali halisi ya uandikishaji wa watoto katika vituo vya malezi na elimu ya awali ili kusaidia kuboresha jitihada mbalimbali za ufundishaji na ujifunzaji katika elimu ya awali.

122. **Mheshimiwa Spika**, mfumo wa taarifa za shule (*School Information System - SIS*) umeboreshwa ili kuwezesha upatikanaji wa taarifa mbalimbali za wanafunzi kujifunza popote na wakati wowote mtandaoni (*e-Learning*). Aidha, Ofisi ya Rais - TAMISEMI kwa kushirikiana na Wizara ya Elimu, Sayansi na Teknolojia na Wizara ya Habari, Mawasiliano na Teknolojia ya Habari tunaandaa Mkakati wa Elimu kwa Mtandao ili kukabiliana na uhaba wa walimu uliopo mashuleni.

123. **Mheshimiwa Spika**, Ofisi ya Rais - TAMISEMI imeendelea kuhakikisha wanafunzi wanaomaliza kidato cha Nne wanapata fursa ya kuhuisha Tahasusi za awali kabla ya kujiunga na Kidato cha Tano na Vyuo vya Kati. Utaratibu huu umewezesha wanafunzi kuchagua Tahasusi na Kozi mbalimbali kulingana na ufaulu na vipaumbele vyao. Aidha, ushirikishwaji huu umeonyesha mwitikio chanya ambapo idadi ya wanafunzi wanaoufikia mfumo kufanya mabadiliko imekuwa ikiongezeka tangu Mwaka 2019 zoezi hili lilipoanza kwa mara ya kwanza na kufikia hadi wanafunzi 51,000.

124. **Mheshimiwa Spika**, ili kufikia Uchumi wa Kidijitali, Serikali inajielekeza katika kutoa huduma mbalimbali kwa njia ya Mifumo ya TEHAMA. Katika kufanikisha hilo Ofisi ya Rais - TAMISEMI itaendelea kuhimiza matumizi ya mifumo ya TEHAMA katika Ofisi za Wakuu wa Mikoa na Mamlaka za Serikali za Mitaa.

### **Ujenzi na Ukarabati wa Ofisi katika Tawala za Mikoa na Mamlaka za Serikali za Mitaa Ofisi na Nyumba za Viongozi katika Tawala za Mikoa**

125. **Mheshimiwa Spika**, katika Mwaka wa Fedha wa 2022/23 Ofisi za Wakuu wa Mikoa ziliidhinishiwa Shilingi Bilioni 40.87 kwa ajili ya ujenzi, ukarabati na ukamilishaji wa Ikulu Ndogo, majengo ya utawala na nyumba za Viongozi. Hadi Februari, 2023 jumla ya Shilingi Bilioni 33.26 sawa na asilimia 81.37 zimepokelewa kwa ajili ya ujenzi, ukamilishaji na ukarabati wa majengo hayo. Aidha, hatua ya utekelezaji wa miradi hiyo ipo katika hatua mbalimbali kama ifuatavyo:-

#### **Ikulu Ndogo (Rest Houses)**

126. **Mheshimiwa Spika**, katika Mwaka wa Fedha 2022/23 jumla ya Shilingi Bilioni 2.93 ziliidhinishwa kwa ajili ya ujenzi na ukarabati wa majengo ya Ikulu Ndogo 11 ambapo jumla ya Shilingi Bilioni 2.21 zilitolewa sawa na asilimia 75.42. Ujenzi wa Ikulu Ndogo 2 katika mkoa wa

Dodoma upo hatua ya ghorofa ya kwanza; ujenzi wa Ikulu Ndogo Ludewa upo hatua ya kuta na ujenzi wa Ikulu Ndogo za Kigoma na Malinyi upo hatua ya msingi.

127. **Mheshimiwa Spika.** Ukarabati wa Ikulu Ndogo Mkoa wa Mwanza - Nyamagana) Ikulu Ndogo Kagera - Bukoba umekamilika na ukarabati wa Jengo la Ikulu Ndogo Ruvuma - Namtumbo unaendelea. Aidha, ukarabati wa majengo ya Ikulu Ndogo 3 za Wilaya za Moshi, Korogwe na Tanga upo katika hatua za manunuzi.

### **Ofisi za Wakuu wa Mikoa**

128. **Mheshimiwa Spika,** katika Mwaka wa Fedha wa 2022/23 jumla ya Shilingi Bilioni 11.99 ziliidhinishwa kwa ajili ya ujenzi, ukamilishaji na ukarabati wa Ofisi 17 za Wakuu wa Mikoa ambapo jumla ya Shilingi Bilioni 9.58 zimetolewa sawa na asilimia 79.89 ya fedha zilizotengwa; Ujenzi wa Ofisi 3 za Wakuu wa Mikoa ya Geita, Mbeya na Songwe zimekamilika na zinatumika ambapo baadhi ya kazi za ukamilishaji zinaendelea; Ujenzi wa ofisi 3 za Wakuu wa Mikoa ya Njombe, Katavi na Simiyu upo hatua ya ukamilishaji; na ujenzi wa Ofisi ya Mkuu wa Mkoa wa Morogoro upo hatua ya ghorofa ya kwanza.

129. **Mheshimiwa Spika**, Ukarabati wa Ofisi ya Mkuu wa Mkoa wa Iringa umekamilika; Ukarabati unaendelea kwa Ofisi za Wakuu wa Mikoa 5 ya Kigoma, Kagera, Pwani, Singida na Rukwa. Aidha, ukarabati wa Ofisi za Wakuu wa Mikoa 5 ya Dodoma, Mwanza, Ruvuma, na Kilimanjaro upo hatua ya ununuzi.

### **Nyumba za Wakuu wa Mikoa**

130. **Mheshimiwa Spika**, katika Mwaka wa Fedha wa 2022/23 jumla ya Shilingi Milioni 829.30 ziliidhinishwa kwa ajili ya ujenzi na ukarabati wa nyumba 5 za Wakuu wa Mikoa ambapo Shilingi Milioni 773.80 zimetolewa sawa na asilimia 93.30. Ujenzi wa nyumba ya Mkuu wa Mkoa wa Geita na ujenzi wa uzio nyumba ya Mkuu wa Mkoa wa Njombe zipo katika hatua ya ukamilishaji. Aidha, ujenzi wa nyumba ya muhudumu wa Mkuu wa Mkoa wa Songwe ipo hatua ya upauaji, ukarabati wa nyumba ya Mkuu wa Mkoa wa Mbeya unaendelea na ujenzi wa nyumba ya Mkuu wa Mkoa wa Pwani upo hatua ya manunuzi.

### **Nyumba za Makatibu Tawala wa Mikoa**

131. **Mheshimiwa Spika**, katika Mwaka wa Fedha wa 2022/23 jumla ya Shilingi Bilioni 1.63 ziliidhinishwa kwa ajili ya ujenzi, ukamilishaji na ukarabati wa nyumba 6 za Makatibu Tawala wa



Mikoa ambapo jumla ya Shilingi Bilioni 1.20 zimetolewa sawa na asilimia 73.61. Ujenzi wa nyumba za Makatibu Tawala wa Mikoa ya Mbeya na Songwe upo hatua ya ukamilishaji; na nyumba ya Katibu Tawala wa Mkoa wa Ruvuma ipo hatua ya lenta. Aidha, ujenzi wa nyumba ya mhudumu na uzio katika nyumba ya Katibu Tawala wa Mkoa wa Katavi upo hatua ya ukamilishaji, ukarabati wa nyumba za Makatibu Tawala wa Mikoa ya Pwani na Njombe upo katika hatua za ununuzi.

### **Nyumba za Makatibu Tawala Wasaidizi wa Mikoa**

132. **Mheshimiwa Spika**, katika Mwaka wa Fedha wa 2022/23 jumla ya Shilingi Milioni 774 ziliidhinishwa kwa ajili ya ujenzi na ukarabati wa nyumba 21 za Makatibu Tawala Wasaidizi wa Mikoa ambapo fedha zote zimetolewa sawa na asilimia 100. Ujenzi wa nyumba 2 za Makatibu Tawala Wasaidizi Mkoa wa Singida umekamilika na zinatumika, ujenzi wa uzio wa nyumba 2 za Makatibu Tawala Wasaidizi wa Mkoa wa Songwe upo hatua ya kuta na uzio wa nyumba 2 za Makatibu Tawala Wasaidizi Mkoa wa Singida zipo hatua ya ukamilishaji, ukarabati wa nyumba 10 za Makatibu Tawala Wasaidizi mkoa wa Rukwa na ujenzi wa nyumba 5 za Mkoa wa Kigoma unaendelea.

## **Ofisi za Wakuu wa Wilaya**

133. **Mheshimiwa Spika**, katika Mwaka wa Fedha wa 2022/23 jumla ya Shilingi Bilioni 11.86 ziliidhinishwa kwa ajili ya ujenzi, ukamilishaji na ukarabati wa nyumba 32 za Wakuu wa Wilaya ambapo jumla ya Shilingi Bilioni 8.24 sawa na asilimia 69.47 zimetolewa. Ujenzi wa Ofisi ya Mkuu wa Wilaya ya Wanging'ombe umekamilika; ujenzi wa Majengo ya Ofisi za Wakuu wa Wilaya 3 za Malinyi, Mbogwe na Nyang'hwale upo hatua ya ukamilishaji; ofisi za Wakuu wa Wilaya 2 za Momba na Ulanga yapo hatua ya upauaji, majengo ya ofisi 2 za Wakuu wa Wilaya za Nkasi na Dodoma zipo hatua ya kuta, majengo ya ofisi 2 za Wakuu wa Wilaya za Kakonko na Kahama zipo hatua ya Msingi. Vilevile, Ujenzi wa majengo ya Ofisi za wakuu wa Wilaya 3 za Karagwe, Babati na Kiteto zipo hatua ya ununuzi.

134. **Mheshimiwa Spika**, ujenzi wa uzio wa Ofisi za Wakuu wa Wilaya 5 za Newala, Mtwara, Tandahimba, Masasi na Nanyumbu upo hatua ya msingi, ujenzi wa uzio ofisi za Wakuu wa Wilaya 2 za Same na Hai upo hatua ya ununuzi.

135. **Mheshimiwa Spika**, ukarabati wa Ofisi ya Mkuu wa Wilaya ya Misenyi unaendelea na ukarabati wa ofisi za Wakuu wa Wilaya 11 za; Musoma, Ukerewe, Magu, Ilemela, Misungwi,

Sengerema, Bagamoyo, Kinondoni, Temeke, Kibaha na Mafia upo hatua ya ununuzi.

## **Nyumba za Wakuu wa Wilaya**

136. **Mheshimiwa Spika**, katika Mwaka wa Fedha wa 2022/23 jumla ya Shilingi Bilioni 4.50 ziliidhinishwa kwa ajili ya ujenzi, ukamilishaji, na ukarabati wa nyumba na ujenzi wa uzio katika nyumba za Wakuu wa Wilaya 26 ambapo jumla ya Shilingi Bilioni 4.50 zimetolewa, sawa na asilimia 100 ya fedha zilizoidhinishwa.

137. **Mheshimiwa Spika**, ujenzi wa nyumba za Wakuu wa Wilaya 2 za Mbinga na Buhigwe upo hatua ya msingi; nyumba 2 za Wakuu wa Wilaya za Kishapu na Bariadi upo hatua ya boma; nyumba ya Mkuu wa Wilaya ya Kalambo upo hatua ya ukamilishaji; na ujenzi wa nyumba za Wakuu wa Wilaya 3 za Musoma, Nyamagana na Kibiti zipo hatua ya ununuzi.

138. **Mheshimiwa Spika**, ujenzi wa uzio na ofisi ya mlinzi kwenye nyumba ya Mkuu wa Wilaya Wanging'ombe umekamilika; nyumba za wahudumu katika nyumba 2 za Wakuu wa Wilaya za Butiama na Musoma upo hatua ya ununuzi, ujenzi wa nyumba za wahudumu katika nyumba 2 za Wakuu wa Wilaya za Gairo na Momba upo hatua ya boma.

139. **Mheshimiwa Spika**, ukarabati wa nyumba za Wakuu wa Wilaya 4 za Songea, Bukoba, Kigoma na Ludewa unaendelea; na ukarabati wa nyumba za Wakuu wa Wilaya 9 za Siha, Rorya, Tunduru, Pangani, Muheza, Mkinga, Musoma, Bunda na Tarime zipo hatua ya ununuzi.

### **Nyumba za Makatibu Tawala wa Wilaya**

140. **Mheshimiwa Spika**, katika Mwaka wa Fedha wa 2022/23 jumla ya Shilingi Bilioni 1.57 ziliidhinishwa kwa ajili ya ujenzi na ukarabati wa nyumba 16 za Makatibu Tawala wa Wilaya ambapo jumla ya Shilingi Bilioni 1.57 zimetolewa sawa na asilimia 100 ya fedha zilizoidhinishwa. Ujenzi wa nyumba za Makatibu Tawala wa Wilaya 3 za Momba, Chunya na Rungwe upo hatua ya ukamilishaji; nyumba 2 za Makatibu Tawala wa Wilaya za Newala na Masasi upo hatua ya Msingi na ujenzi wa nyumba za Makatibu Tawala wa Wilaya 5 za Lindi, Kilwa, Serengeti, Nyamagana na Kibiti upo hatua ya ununuzi. Aidha, ukarabati wa nyumba za Makatibu Tawala wa Wilaya 2 za Kibondo na Kigoma unaendelea. Vilevile, nyumba za Makatibu Tawala wa Wilaya 4 za Ileje, Bunda, Kibaha na Mafia zipo hatua za ununuzi.

## **Ofisi za Maafisa Tarafa**

141. **Mheshimiwa Spika**, katika Mwaka wa Fedha wa 2022/23 jumla ya Shilingi Bilioni 3.99 ziliidhinishwa kwa ajili ya ujenzi, ukamilishaji, ukarabati na ununuzi wa samani katika ofisi 57 za Tarafa. Hadi Februari, 2023 Shilingi Bilioni 3.87 zimetolewa, sawa na asilimia 96.99 ya fedha zilizoidhinishwa. Ujenzi wa Ofisi za Maafisa Tarafa 3 katika mkoa wa Mbeya zipo hatua ya ukamilishaji, Ujenzi wa Ofisi za Tarafa katika Mikoa ya Kilimanjaro 5, Kigoma 1, Dar es Salaam 1 na Pwani 6 upo katika hatua ya ununuzi; na ofisi za tarafa 5 za Mkoa wa Mtwara zipo hatua ya msingi, ujenzi wa ofisi 6 za tarafa mkoa wa Songwe kati ya hizo ofisi 2 zipo hatua ya msingi, ofisi 2 boma na ofisi 2 hatua ya ukamilishaji; Ujenzi wa ofisi za Maafisa tarafa katika Mkoa wa Dodoma 3 na Ruvuma 2 zipo hatua ya kuta, Morogoro ofisi 5 hatua ya upauaji, ujenzi wa ofisi 1 Mkoa wa Kagera upo hatua ya ukamilishaji. Aidha, ukamilishaji wa ofisi 5 za tarafa na ununuzi wa samani za ofisi za Tarafa 14 katika Mkoa wa Kilimanjaro upo katika hatua ya ununuzi.

## **Nyumba za Maafisa Tarafa**

142. **Mheshimiwa Spika**, katika Mwaka wa Fedha wa 2022/23 jumla ya Shilingi milioni 800.50 ziliidhinishwa kwa ajili ya ujenzi wa

nyumba 7 za Maafisa Tarafa ambapo jumla ya Shilingi milioni 545.50 zimepokelewa, sawa na asilimia 68.14 ya fedha zilizoidhinishwa. Ujenzi wa nyumba za Maafisa Tarafa zipo katika hatua mbalimbali, ambapo nyumba za Maafisa Tarafa 4 katika mkoa wa Mtwara, zipo hatua ya msingi; Shinyanga nyumba 1 ipo hatua ya kuta na nyumba 2 za Maafisa Tarafa katika mkoa wa Mara zipo hatua ya ununuzi.

### **Ujenzi wa Soko la Kariakoo**

143. **Mheshimiwa Spika**, katika Mwaka wa Fedha wa 2022/23 jumla ya Shilingi Bilioni 10 ziliidhinishwa kwa ajili ya ujenzi wa Soko la Kariakoo unaohusisha ujenzi wa jengo jipya na Ukarabati wa Jengo la Soko la Zamani. Hadi Februari, 2023 Shilingi Bilioni 4.16 zimepokelewa kwa ajili ya utekelezaji wa mradi huu, sawa na asilimia 42 ya fedha zilizoidhinishwa. Ujenzi wa soko hili umefikia hatua ya kumwaga jamvi la ghorofa ya tano kati ya ghorofa sita ikihusisha ghorofa mbili za chini ya ardhi (basement). Aidha, ukarabati wa jengo la zamani unaendelea na umefikia asilimia 62.

144. **Mheshimiwa Spika**, kukamilika kwa ujenzi na ukarabati wa Soko hili kutachochea ukuaji wa biashara katika Jiji la Dar es Salaam, Mikoa mingine na nchi jirani. Soko hili linatarajwa kukamilika Oktoba, 2023 na

litakapokamilika litakuwa na uwezo wa kuchukua wafanyabiashara 2,300 sawa na ongezeko la wafanyabishara 638 ukilinganisha na wafanyabiashara 1,662 waliokuwepo kabla ya ukarabati wa jengo la zamani na ujenzi wa jengo jipya.

### **Ununuzi wa Magari katika Tawala za Mikoa**

145. **Mheshimiwa Spika**, katika Mwaka wa Fedha wa 2022/23 ziliidhinishwa Shilingi Bilioni 2.08 kwa ajili ya ununuzi wa magari katika Tawala za Mikoa. Hadi Februari, 2023 zimepokelewa Shilingi Bilioni 1.71, sawa na asilimia 82.21 ya bajeti iliyoidhinishwa kwa ajili ya ununuzi wa magari 8 kwa ajili ya ununuzi wa magari ya Wakuu wa Mikoa ya Tabora, Kilimanjaro na Mara na magari ya Wakuu wa Idara katika Ofisi za Wakuu wa Mikoa ya Njombe 1, Kilimanjaro 2 na Mbeya 1 pamoja na gari 1 kwa ajili ya Mkuu wa Wilaya ya Ludewa. Taratibu za ununuzi zinaendelea chini ya Wakala wa Huduma ya Ununuzi Serikalini (GPSA).

### **Majengo ya Utawala na Nyumba za Viongozi katika Mamlaka za Serikali za Mitaa**

146. **Mheshimiwa Spika**, katika Mwaka wa Fedha wa 2022/23 Ofisi ya Rais - TAMISEMI iliidhinishwa Shilingi Bilioni 68.85 kwa ajili ya kuendeleza ujenzi wa majengo ya utawala katika Halmashauri 83. Hadi Februari, 2023

zimepokelewa Shilingi Bilioni 59.94 sawa na asilimia 83 kwa ajili ya ujenzi wa majengo 80. Majengo 8 yamekamilika na majengo 72 yapo katika hatua mbalimbali za ujenzi. Aidha, Shilingi Bilioni 13 ziliidhinishwa kwa ajili ya ujenzi wa majengo mapya 13 ya utawala katika Halmashauri. Hadi Februari, 2023 Shilingi Bilioni 12 zimepokelewa sawa na asilimia 92 kwa ajili ya ujenzi wa majengo 12. Majengo hayo yapo katika hatua mbalimbali za ujenzi (*Kiambatisho Namba 12*).

147. **Mheshimiwa Spika**, katika Mwaka wa Fedha wa 2022/23, Ofisi ya Rais - TAMISEMI iliidhinishwa Shilingi Bilioni 8.90 kwa ajili ya ujenzi wa nyumba 111 za Wakuu wa Idara na Shilingi Bilioni 7.20 kwa ajili ya ujenzi wa nyumba 47 za Wakurugenzi wa Halmashauri. Hadi Februari, 2023, zimepokelewa jumla ya Shilingi Bilioni 15.17, sawa na asilimia 94 ya fedha zilizoidhinishwa. Kati ya fedha hizo, Shilingi Bilioni 6.75 ni kwa ajili ya ujenzi wa nyumba 43 za Wakurugenzi wa Halmashauri na Shilingi Bilioni 8.42 ni kwa ajili ya ujenzi wa nyumba 90 za Wakuu wa Idara. Aidha, nyumba hizo zipo katika hatua mbalimbali za ujenzi.



## **Huduma za Kiuchumi na Uzalishaji**

### **Kilimo, Mifugo na Uvuvi**

148. **Mheshimiwa Spika**, katika Mwaka wa Fedha wa 2022/23, Ofisi ya Rais - TAMISEMI imeendelea kuratibu na kusimamia utekelezaji wa Programu ya Maendeleo ya Kilimo Awamu ya Pili (*Agricultural Sector Development Programme Phase II – ASDP II*) kupitia Mipango ya Maendeleo ya Sekta ya Kilimo ya Wilaya (*District Agricultural Development Plans - DADPs*). Hadi Februari, 2023 jumla ya Shilingi Milioni 785.14 zimetumika. Kati ya fedha hizo, Shilingi Milioni 187.27 zimetumika katika Ofisi za Wakuu wa Mikoa na Shilingi Milioni 597.86 katika Mamlaka za Serikali za Mitaa kwa ajili ya utekelezaji wa shughuli zifuatazo:-

- (i) Kufanya Ufuatiliaji na Tathmini ya shughuli zilizotekelezwa na Idara ya Kilimo, Mifugo na Uvuvi katika Halmashauri 184;
- (ii) Kuwezesha ujenzi wa Skimu 11 za Umwagiliaji katika Halmashauri za Same 2, Siha 3, Kyela 3 na Mbalali 3;
- (iii) Ujenzi wa nyumba 1 ya Afisa Ugani katika Halmashauri ya Mji Geita;
- (iv) Ununuzi wa Madume Bora ya ng'ombe 50 katika Halmashauri ya Wilaya ya Chato;

- (v) Kuchanja Ng'ombe 7,350 dhidi ya magonjwa mbalimbali katika Halmashauri 4 za Manispaa za Singida na Songea na Halmashauri za Wilaya za Ludewa na Kwimba;
- (vi) Ukarabati wa majosho 4 katika Vijiji vya Luilo, Ibumi na Amani katika Halmashauri ya Ludewa na Kijiji cha Mtakuja Halmashauri ya Hai;
- (vii) Ujenzi wa Vitalu Nyumba 2 (Green Houses) katika Halmashauri ya Geita Mjii;
- (viii) Kutekeleza shughuli za lishe bora kwa binadamu na kudhibiti madhara ya upungufu Lishe bora (Nutrition-Specific and Nutrition-Sensitive Interventions) katika Halmashauri ya Wilaya ya Kilolo na Halmashauri ya Mji Mafinga; Shughuli hii ilihusisha kusambaza mbegu za viazi lishe tani 7 kwa wakulima ambapo Halmashauri ya Wilaya ya Kilolo tani 3 na Halmashauri ya Mafinga Mji tani 4;
- (ix) Ujenzi wa Majengo ya Machinjio 2 ya kati (slaughter houses) ya mifugo katika Halmashauri ya Manispaa ya Kigoma na Halmashauri ya Mji Mafinga;
- (x) Kuwezesha ujenzi wa ghala la kuhifadhia mazao Halmashauri ya Wilaya ya Moshi;

(xi) Kuratibu na kusimamia shughuli za uhifadhi wa mazingira, ufugaji nyuki na utalii ndani kwa Mkoa wa Songwe;

149. **Mheshimiwa Spika**, Fedha hizo, zimetokana na vyanzo vya mapato ya ndani ya Halmashauri na ruzuku kutoka Serikali Kuu kwa ajili ya kutekeleza shughuli za Kilimo, Mifugo na Uvuvi.

### **Uendelezaji wa Vijiji na Miji**

150. **Mheshimiwa Spika**, Ofisi ya Rais – TAMISEMI imeendelea kushirikiana na Wadau mbalimbali katika kuandaa na kutekeleza Mipango ya Uendelezaji wa Vijiji, Miji na Miji Midogo Inayochipukia ambayo imekuwa nyenzo muhimu katika kuboresha utoaji wa huduma za kijamii na kiuchumi hususan katika Ngazi za Msingi. Ofisi ya Rais – TAMISEMI imezisimamia Mamlaka za Upangaji na kuzishirikisha Wizara za kisekta, sekta binafsi, Wadau wa Maendeleo na Jamii kwa jumla katika kuandaa Mipango 2,640 ya Matumizi ya Ardhi ya Vijiji na Mipango Kabambe 33 ya Ma-Jiji, Manispaa na Miji nchini ya kipindi kati ya Mwaka 2015 na 2039. Utekelezaji wa Mipango hiyo upo katika hatua mbalimbali. Vilevile, kutokana na kasi kubwa ya ukuaji wa miji nchini ambapo Mwaka 2022 ilikuwa kwa kiwango cha asilimia 5.3 kwa Mwaka ikilinganishwa na wastani wa asilimia 3.9 kwa

Mwaka katika kipindi hicho kwa Bara la Afrika Kusini mwa Jangwa la Sahara, Ofisi ya Rais TAMISEMI katika Mwaka wa Fedha wa 2022/23, imeandaa kanzidata ambayo imesajilii Miji Midogo Inayochipukia 4,310. Aidha, kati ya Miji hiyo asilimia 91.5 ipo kwenye Mamlaka za Wilaya na asilimia 8.5 ipo kwenye Mamlaka za Miji.

151. **Mheshimiwa Spika;** kutokana na kasi kubwa ya ukuaji wa miji hiyo unaotokana na uwekezaji mkubwa unaondelea kufanywa na Serikali, Sekta binafsi na wadau wengine katika Mamlaka za Serikali za Mitaa kwenye sekta za huduma za kiuchumi na kijamii, Ofisi ya Rais – TAMISEMI imeandaa Mkakati wa Uendelezaji wa Miji Midogo Inayochipukia ili kuleta utangamano wa maendeleo Vijijini na Mijini, Miji Midogo Inayochipukia 194 na Vijiji vya mfano 194 vimeainishwa kwa kuzingatia kanda, jiografia ya maeneo husika na fursa zilizopo katika maeneo husika.

152. **Mheshimiwa Spika;** utangamano huo utawezesha kuweka msawazo katika utoaji wa huduma za kijamii na kiuchumi kwa kuweka kipaumbele cha kuendeleza maeneo yenye mazingira magumu na yasiyofikika kwa urahisi. Mkakati wa kuendeleza miji inayochipukia unahusisha kubaini mtawanyiko wa kijiografia wa Vijiji na Miji, kuhuisha takwimu kwenye kanzidata ili kujumuisha makundi ya watu kwa jinsia na

umri, kuratibu upatikanaji wa huduma muhimu; kuwajenga uelewa viongozi wa ngazi za msingi wa Kata, Vijiji, Vitongoji na Mitaa katika uendelezaji miji hiyo; kuweka au kuhakiki mipaka ya maeneo hayo kwa kutumia mifumo ya taarifa za kijiografia GIS; kuboresha au kurembesha mandhari ya maeneo ya matumizi ya ardhi husika; na kujenga miundombinu muhimu ya kiuchumi na kijamii katika maeneo hayo.

153. **Mheshimiwa Spika**, katika Mwaka wa Fedha wa 2022/23, Ofisi ya Rais – TAMISEMI kwa kushirikiana na Wadau inaratibu utekelezaji wa Uanzishwaji, Upangaji na Uendelezaji wa Jiji la Kibiashara na Uwekezaji Kwala, Mkoa wa Pwani kwa maelekezo ya Serikali ya mwezi Mei 2022. Vilevile, kuendelea kukamilisha Mpango Kabambe Jumuishi wa Jiji la Kwala la ukubwa wa hekta **130,831** kwa kipindi cha Mwaka **2022 – 2050** ambalo limetangazwa kwenye **Gazeti la Serikali Namba 633** la tarehe 28 Oktoba, 2022.

154. **Mheshimiwa Spika**, Mpango Kabambe wa Jiji la Kwala unajumuisha Vijiji 30 vya Halmashauri za Wilaya ya Kibaha (16), Chalinze (9) na Kisarawe (5). Aidha, kwenye Jiji hilo jipya tayari kuna Bandari Kavu ya Kwala na linapitiwa na reli ya kisasa ya *Standard Gauge – SGR*, reli ya Kati na reli ya TAZARA pamoja na Barabara Kuu ya Dar es Salaam – Morogoro. Pia, unazihusisha miundombinu iliyowekezwa na Wizara ya Mifugo

na Uvuvi (*Ruvu Livestock Holding Ground*), NARCO (Ranchi ya Ruvu), Kituo cha Kupozea Umeme (Pera) kutoka Bwawa la Mwalimu Nyerere na Mizani ya Vigwaza.

155. **Mheshimiwa Spika**, kazi zinazoendelea kufanyika kwenye eneo la Mpango la Kwala ni pamoja na ukamilishaji wa Ujenzi wa Bandari Kavu na Kongani ya Viwanda 350, Utwaaji shirikishi wa maeneo na fidia mbalimbali, ujenzi wa barabara na vipande vya reli ili kuunganisha vitovu vya uzalishaji na usafirishaji ndani ya eneo la Mpango. Serikali imelenga kuwa Mpango Kabambe wa Jiji la Kwala utekelezwe kwa kuihusisha zaidi sekta binafsi ili Jiji liwe na tija ya kipekee kitaifa na kimataifa.

### **Mapitio ya Utekelezaji wa Malengo ya Taasisi zilizo chini ya Ofisi ya Rais-TAMISEMI kwa Mwaka wa Fedha wa 2022/23**

156. **Mheshimiwa Spika**, Ofisi ya Rais-TAMISEMI inasimamia taasisi 7, ambazo ni Wakala ya Barabara za Vijijini na Mijini (TARURA), Tume ya Utumishi wa Walimu (TSC), Chuo cha Serikali za Mitaa, Wakala ya Mabasi Yaendayo Haraka Dar es Salaam (DART), Shirika la Elimu Kibaha (KEC) Bodi ya Mikopo ya Serikali za Mitaa na Shirika la Masoko ya Kariakoo (KMC). Aidha, utekelezaji uliofanyika katika Mwaka wa Fedha wa

2022/23 hadi Februari, 2023 kwa kila taasisi ni kama ifuatavyo:-

### **Wakala ya Barabara za Vijijini na Mijini (TARURA)**

157. **Mheshimiwa Spika**, katika Mwaka wa Fedha wa 2022/23 TARURA iliidhinishiwa Shilingi Bilioni 838.15 kutoka Mfuko wa Barabara, Tozo za Mafuta, Mfuko Mkuu wa Serikali na Wadau wa Maendeleo kwa ajili ya utekelezaji wa kazi za ujenzi, ukarabati na matengenezo ya miundombinu ya barabara. Hadi Februari, 2023, TARURA imepokea Shilingi Bilioni 577.80, sawa na asilimia 69 ya bajeti iliyoidhinishwa kutoka katika vyanzo vinne.

158. **Mheshimiwa Spika**, katika Mwaka wa Fedha wa 2022/23 TARURA iliidhinishiwa Shilingi Bilioni 257.04 kutoka Mfuko wa Barabara kutekeleza kazi za matengenezo ya barabara kilomita 24,015.77, ujenzi wa barabara kwa Kiwango cha lami kilomita 40.78, ujenzi wa barabara za changarawe kilomita 2,532.51, madaraja na makalavati 28. Hadi Februari, 2023 zimepokelewa Shilingi Bilioni 146.68, sawa na asilimia 85.60 ya Shilingi Bilioni 171.36 zilizotarajiwa kupokelewa katika kipindi hicho. Kazi zilizofanyika ni pamoja na matengenezo ya barabara zenye urefu wa kilomita 14,826.35, ujenzi wa barabara za lami zenye urefu wa

kilomita 12.52, kukarabati barabara za changarawe zenye urefu wa kilomita 84.97 na ujenzi wa madaraja na makalavati 7.

159. **Mheshimiwa Spika**, TARURA katika Mwaka wa Fedha wa 2022/23, iliidhinishiwa Shilingi Bilioni 325.77 kutokana na tozo ya mafuta (Shilingi 100 kwa lita) kwa ajili ya utekelezaji wa kazi za ujenzi wa barabara za lami kilomita 180.21, changarawe kilomita 6,100.46, madaraja 218 na mifereji ya maji ya mvua yenye urefu wa mita 4,093.5. Hadi Februari, 2023 zimepokelewa Shilingi Bilioni 211.37 sawa na asilimia 97.32 ya Shilingi Bilioni 217.18 zilizotarajiwa kupokelewa katika kipindi hicho. Kazi zilizotekelezwa ni pamoja na:- ujenzi wa barabara za lami zenye urefu wa kilomita 97.79, ukarabati wa barabara za changarawe zenye urefu wa kilomita 3,304.14 na ujenzi wa mitaro ya maji ya mvua yenye urefu wa mita 1,719.27.

160. **Mheshimiwa Spika**, katika Mwaka wa Fedha wa 2022/23 TARURA iliidhinishiwa Shilingi Bilioni 127.50 kutoka Mfuko Mkuu wa Serikali kwa ajili ya utekelezaji wa kazi za ujenzi wa barabara za lami kilomita 93.09, changarawe kilomita 2,308.99, madaraja 75, makalavati 114 na mifereji ya maji ya mvua yenye urefu wa mita 8,449. Hadi Februari, 2023 zimepokelewa Shilingi Bilioni 62.53 sawa na asilimia 73.56 ya Shilingi Bilioni 85.00 zilizotarajiwa kupokelewa katika



kipindi hicho. Kazi zilizofanyika ni: ujenzi wa barabara za lami zenye urefu wa kilomita 53.52, ukarabati wa barabara za changarawe kilomita 1,335.04, ujenzi wa madaraja 68, makalavati 95 na mifereji ya maji ya mvua yenye urefu wa mita 3,548.58.

161. **Mheshimiwa Spika**, katika Mwaka wa Fedha wa 2022/23, Ofisi ya Rais - TAMISEMI iliidhinishiwa Shilingi Bilioni 71.38 kwa ajili ya Mradi wa Uendelezaji wa Jiji la Dar es Salaam (DMDP) na Uendelezaji wa Bonde la Mto Msimbazi. Kati ya fedha hizo, Shilingi Bilioni 55.30 ni kwa ajili ya ukamilishaji wa mradi wa DMDP na Shilingi Bilioni 16.08 ni kwa ajili ya uendelezaji wa Bonde la Mto Msimbazi.

162. **Mheshimiwa Spika**, kazi zilizotekelezwa hadi Februari, 2023 ni ukamilishaji wa ujenzi wa barabara zenye urefu wa kilomita 5.3 kwa kiwango cha lami; ukamilishaji wa ujenzi wa mitaro ya maji ya mvua kilomita 1.8 kupitia mradi wa DMDP uliopokea Shilingi Bilioni 71.38 sawa na asilimia 100 ambapo mradi huu umekamilika na kufungwa mwezi Desemba, 2022. Aidha, maandalizi ya mradi wa *Tanzania Cities Transforming Infrastructure and Competitiveness Project* (TACTIC) na uendelezaji wa Bonde la Mto Msimbazi yanaendelea.

163. **Mheshimiwa Spika**, katika Mwaka wa Fedha wa 2022/23, Ofisi ya Rais - TAMISEMI iliidhinishiwa Shilingi Bilioni 6 kwa ajili ya ujenzi wa miundombinu ya barabara katika Halmashauri za Wilaya za Mbogwe, Handeni, Iringa, Mufindi, Kilolo na Ruangwa ili kuwezesha utekelezaji wa Programu ya Kuongeza Fursa za Kiuchumi na Kijamii Nchini (*Tanzania Roads to Inclusion and Socioeconomic Opportunities - RISE*) katika Halmashauri hizo. Aidha, mradi huu unatekelezwa kwa kipindi cha miaka 6 kuanzia Mwaka wa Fedha wa 2021/22 hadi 2026/27 kwa mujibu kwa makubaliano ya mkataba wa utekelezaji ambapo kilomita 400 za barabara zitajengwa kwa kiwango cha lami. Hadi Februari, 2023 Shilingi Bilioni 10.13 zimepokelewa na kazi zilizotekelezwa ni usanifu na kutangazwa kwa zabuni za ujenzi wa barabara kilomita 19 katika Wilaya ya Mufindi na kilomita 14 katika Wilaya ya Iringa. Aidha, kazi inayoendelea ni ununuzi wa wataalam washauri kwa kazi ya kufanya upembuzi yakinifu na usanifu wa kilomita 200 za barabara za Wilaya za Ruangwa, Mbogwe, Handeni na Kilolo.

164. **Mheshimiwa Spika**, katika Mwaka wa Fedha wa 2022/23 Ofisi ya Rais - TAMISEMI kupitia mradi wa TACTIC iliidhinishiwa Shilingi Bilioni 16.80 kwa Awamu ya Kwanza (Tier I) kwa ajili ya ujenzi wa miundombinu ya msingi katika Halmashauri 12 ambayo inajumuisha ujenzi wa

barabara kwa kiwango cha lami kilomita 213.1 katika katika Majiji ya Arusha kilomita 20.0, Mwanza kilomita 14, Mbeya kilomita 24.8 na Dodoma kilomita 20.0, Manispaa za Tabora kilomita 15.0, Kigoma kilomita 16.5, Ilemela kilomita 15.8, Kahama kilomita 24.2, Morogoro kilomita 19.7, Songea kilomita 11.8 na Sumbawanga kilomita 14.3; Halmashauri ya Mji wa Geita kilomita 17; ujenzi wa masoko 18 katika Majiji ya Arusha 2, Dodoma 4, Mbeya 3, Mwanza 1; Manispaa za Tabora 1, Kigoma 2, Ilemela 1, Kahama 2, Songea 2 na mitaro ya maji ya mvua kilomita 31.6 katika Majiji ya Dodoma kilomita 6.3 na Mwanza kilomita 6.0, Mbeya kilomita 6.5; Manispaa za Kahama kilomita 3.0, Kigoma kilomita 5.4 na Morogoro kilomita 4.4 na stendi za mabasi 5 katika Majiji ya Arusha na Mbeya; Manispaa za Tabora, Kahama na Mji wa Geita, na kituo cha mabasi ya abiria wa reli ya SGR katika Manispaa ya Morogoro, Vituo vidogo vya daladala 8 katika Majiji ya Arusha 1, Dodoma 5, Mbeya 1 na Manispaa ya Kahama 1; Madaraja Makubwa 4 katika Jiji la Arusha 1; Manispaa ya Kigoma Ujiji 2 na Morogoro 1; Vivuko katika SGR 2 katika Majiji ya Dodoma na Mwanza; Mabwawa ya kuhifadhi maji 4 katika Jiji la Dodoma, na maghala ya kuhifadhia mazao 2 katika Manispaa za Songea na Sumbawanga; Vivuko vya waenda kwa miguu 3 katika Jiji la Dodoma na bustani ya mapumziko 1 katika Jiji la Arusha. Aidha, mradi utatekelezwa katika Mamlaka za Miji 45.

## **Mwongozo wa Matengenezo ya Miundombinu ya Barabara.**

**165. *Mheshimiwa Spika***, kazi za matengenezo ya barabara za Wakala ya Barabara za Vijijini na Mijini (TARURA) huongozwa na mwongozo wa matumizi ya fedha zitokanazo na tozo ya mafuta chini ya Bodi ya Mfuko wa Barabara. Mwongozo huo unaelekeza kuwa matengenezo ya miundombinu ya barabara zenye hali nzuri na wastani zinafanyiwa matengenezo kwa asilimia 100 kwa lengo la kuhakikisha kuwa uwekezaji uliofanyika unatunzwa ili ufikishe umri wake uliokusudiwa wakati wa usanifu; kwa Barabara zenye hali mbaya zinafanyiwa matengenezo kwenye sehemu korofi ili kuziwezesha kupitika misimu yote kwa mwaka.

**166. *Mheshimiwa Spika***, kazi za Matengenezo ya kawaida (Routine and Recurrent Maintenance) zinahusisha kusafisha mifereji na makalavati, kuziba mashimo na kufyeka majani. Pia kurekebisha uharibifu unaosababishwa na watumia barabara na mvua kwenye madaraja na makalavati. Kazi hizi hujirudia kila mwaka. Aidha, kazi za Matengenezo ya sehemu korofi zinahusisha kurekebisha maeneo korofi ambayo yanasababisha barabara isipitike na yanahusisha ukarabati wa madaraja na makalavati, sehemu zenye udongo oevu na kuweka zege sehemu korofi zenye milima.

## **Kanuni za Ugawaji wa Fedha za Ujenzi na Matengenezo ya Barabara.**

167. **Mheshimiwa Spika**, Wakala ya Barabara za Vijijini na Mijini umeandaa rasimu ya kanuni ya ugawaji wa fedha za Matengenezo ya miundombinu ya barabara ambapo kwa sasa hatua iliyofikiwa ni kufanyiwa mapitio na wataalamu wa kujitegemea (Independent Reviewers). Hivyo baada ya mapitio fomula itawasilishwa kwa wadau mbalimbali ili kupata maoni kabla ya kuanza kutumika.

## **Matokeo ya Ongezeko la Bajeti kwa kazi za Ujenzi na Matengenezo ya Miundombinu ya Barabara.**

168. **Mheshimiwa Spika**, Wakala ya Barabara za Vijijini na Mijini kuanzia Mwaka wa Fedha wa 2021/22 umeongezewa fedha kiasi cha Shilingi Bilioni 449.66 na kufikia bajeti ya Shilingi Bilioni 722.19 sawa na asilimia 163.44. Ongezeko hili la fedha limewezesha kujenga barabara za lami kilomita 816.62, barabara za changarawe kilomita 19,786.38 na madaraja 2,311. Aidha, kutokana na ongezeko la fedha kazi zimeongezeka ambapo Makandarasi wa ndani wamenufaika na ongezeko hilo la fedha, hivyo wastani wa mikataba 844 ya kazi za barabara imeongezeka na kufikia wastani wa Mikataba 1,810.

## **Matumizi ya Teknolojia Mbadala kwenye Ujenzi wa Miundombinu ya Barabara**

169. **Mheshimiwa Spika**, Ofisi ya Rais - Tawala za Mikoa na Serikali za Mitaa (OR - TAMISEMI) iliunda timu ya ufuatiliaji wa ujenzi wa barabara kwa kutumia teknolojia mbadala inayotumika Zanzibar. Kwa nyakati tofauti timu ilitembelea ujenzi wa miundombinu ya barabara Zanzibar kwa kutumia teknolojia mbadala. Aidha, hatua iliyokuwa imefikiwa kipindi hicho ni ujenzi wa kilomita 10 ambazo zilikuwa katika hatua mbalimbali za ukamilishwaji, kilomita 6.1 (Barabara ya Mwela polisi -Kibanda Mzungu) kati ya hizo zilikuwa za majaribio na kilomita 4 zipo ndani ya mradi kwa barabara ya Dimani Sokoni – Dimani Pwani. Vilevile, timu ilitembelea barabara za Jumbi Sokoni – Fuonikibondeni kilomita 4.4, Dunga – Zuze kilomita 1.8 na Tunguu – Ndijani – Mkwajungoma kilomita 7.8 kwa ajili ya kujifunza na kuona mradi unavyotekelezwa.

170. **Mheshimiwa Spika**, Wakala unaendelea kufanya majaribio ya teknolojia mbalimbali ili kutumia udongo uliopo eneo la kazi badala ya kusomba kutoka maeneo mengine ya mbali. Teknolojia hizo ni pamoja na ECORoads, Ecozyme, na GeoPolymer. Hadi sasa kwa kutumia Teknolojia ya ECORoads katika Jiji la Dodoma imejengwa kilomita 1 ambayo imekamilika na katika Wilaya ya Mufindi zitajengwa kilomita 10

na Mkandarasi yuko kwenye matayarisho ya kuanza kazi.

171. **Mheshimiwa Spika**, Faida zinazoelezwa na kuwekwa kwenye machapisho mbalimbali za teknolojia mbadala kwa wadau ni kama ifuatavyo: Uhifadhi wa mazingira; kupunguza muda wa ujenzi wa barabara kulinganisha na ujenzi unaofanywa sasa kwa zaidi ya asilimia 40; na kupunguza gharama za matengenezo ya barabara. Aidha, faida mbalimbali kwa upande wa ukuaji wa uchumi ni pamoja na: - Wadau wa teknolojia mbadala kujenga viwanda vya kuzalisha bidhaa ambavyo vitaongeza ajira kwa wananchi wetu. Vilevile, kuongeza fedha za kigeni kwa kuwa malighafi itakayozalishwa itauzwa nje ya mipaka ya nchi yetu; na Elimu kwa Makandarasi wazawa (Local Contents) ambao sasa wataweza kujenga barabara kwa kutumia teknolojia mbadala.

172. **Mheshimiwa Spika**, Wakala ya Barabara za Vijijini na Mijini umepanga kutekeleza ujenzi wa barabara kwa kutumia teknolojia mbadala inayotumika Zanzibar zenye zaidi ya kilomita 100 zinazokisiwa kuwa na gharama ya Shilingi Bilioni 90 ikijumuisha fedha za usanifu, ufuatiliaji na usimamizi.

## **Tume ya Utumishi wa Walimu (Fungu Namba 02)**

173. **Mheshimiwa Spika**, Tume ya Utumishi wa Walimu (*Teachers Service Commission-TSC*) imeendelea kutekeleza majukumu yake ya msingi kwa mujibu wa Sheria ya Tume ya Utumishi wa Walimu Sura ya 448, Kanuni za Tume ya Utumishi wa Walimu za Mwaka, 2016, Taratibu na Miongozo inayohusu usimamizi wa ajira, nidhamu, maadili na maendeleo ya walimu nchini.

174. **Mheshimiwa Spika**, katika Mwaka wa Fedha wa 2022/23 Tume ya Utumishi wa Walimu iliidhinishiwa Shilingi Bilioni 15.65. Kati ya fedha hizo, Shilingi Bilioni 8.27 ni mishahara, Shilingi Bilioni 6.71 ni matumizi mengineyo na Shilingi Milioni 670 ni kwa ajili ya miradi ya maendeleo. Hadi Februari, 2023, Tume imepokea Shilingi Bilioni 7.83, sawa na asilimia 75.07 ya Shilingi Bilioni 10.33 zilizotarajiwa kupokelewa katika kipindi hicho. Kati ya fedha hizo, Shilingi Bilioni 4.95 ni Mishahara na Shilingi Bilioni 2.87 ni Matumizi Mengineyo.

175. **Mheshimiwa Spika**, majukumu yaliyotekelezwa na TSC ni pamoja na kusajili walimu 9,800; kupandishwa vyeo walimu 1,003; walimu 3,347 wamethibitishwa kazini; walimu 3,388 wamebadilishiwa vyeo; kuhuisha TANGE za walimu kwenye Wilaya zote 139; Vikao 300 vya



mashauri ya nidhamu kwa walimu vya kisheria vimefanyika; mashauri 273 ya nidhamu ya walimu yamefanyiwa uchunguzi na kuwasilishwa kwenye Kamati za Wilaya kwa ajili ya kutolewa uamuzi; rufaa 144 zilitolewa uamuzi, ambapo walimu 15 walirejeshwa kazini, walimu 74 walifukuzwa kazi, mwalimu 1 alishushwa cheo, walimu 6 walipunguziwa asilimia 15 ya mishahara, mashauri 33 yamerudishwa kwenye Kamati za Wilaya kuanza upya, na rufaa zilizokatwa nje ya muda ni 15, na Watumishi 133 wa Tume ya Utumishi wa Walimu ngazi ya Wilaya kutoka katika Mikoa 14 wamepatiwa mafunzo kuhusu matumizi ya Mfumo wa Kielektroniki wa Usimamizi wa Taarifa za Walimu (TSC-MIS).

### **Chuo cha Serikali za Mitaa**

176. **Mheshimiwa Spika**, katika Mwaka wa Fedha wa 2022/23, Chuo kiliidhinishiwa Shilingi Bilioni 15.24. Kati ya fedha hizo, Shilingi Bilioni 5.34 ni kwa ajili ya mishahara, Shilingi Milioni 142.19 ni ya Matumizi Mengineyo na Shilingi Bilioni 9.75 ni mapato ya ndani. Hadi Februari, 2023 Chuo kimepokea Shilingi Bilioni 8.31 sawa na asilimia 55, ambapo Shilingi Bilioni 4.10 zilipokelewa kwa ajili ya mishahara, Shilingi Milioni 124.55 ni kwa ajili ya Matumizi Mengineyo, Shilingi Bilioni 4.08 kutoka mapato ya ndani.

177. **Mheshimiwa Spika**, katika Mwaka wa Fedha wa 2022/23, Chuo kimeendelea kutekeleza majukumu ya kisheria ikiwemo mafunzo ya muda mrefu na ya muda mfupi, kufanya tafiti na kutoa ushauri wa kitaalamu katika Mamlaka za Serikali za Mitaa. Wanafunzi 6,008 wamesajiliwa katika ngazi za Astashahada, Stashahada na Shahada ya Kwanza. Hadi Februari, 2023 washiriki 1,922 wamepewa mafunzo juu ya uongozi, usimamizi na uendeshaji wa Mamlaka za Serikali za Mitaa ili kuimarisha utoaji wa huduma kwa wananchi. Kati ya hao, washiriki 851 ni Waheshimiwa Madiwani, Watendaji 440 wa Kata na vijiji, Maafisa waandamizi 19 wa Serikali ya Nigeria kutoka Chuo cha *National Institute of Policy and Strategic Studies*-Guru, wajumbe 77 wa ALAT wa Mkoa wa Mwanza, Maafisa Mipango 272 kutoka Halmashauri za Wilaya, Miji na Majiji, Wajumbe 161 wa Kamati za kutolea Huduma za Afya na Watumishi Wapya<sup>102</sup>.

178. **Mheshimiwa Spika**, majukumu mengine yaliyotekelezwa na Chuo ni pamoja na kuendeleza watumishi katika fani mbalimbali ambapo watumishi 54 wapo katika mafunzo ya muda mrefu, Uendeshaji wa mitihani kwa ngazi za astashahada, stashahada na shahada kwa muhula wa kwanza, kuendesha mahafali ya 13 ya Chuo ambapo wanafunzi 4,993 walihitimu mafunzo yao. Aidha, Chuo kimefanya matengenezo ya miundombinu ya maji katika

nyumba za watumishi na katika tenki kuu, ukarabati wa miundombinu ya umeme, kuwezesha vikao mbalimbali vya kisheria kufanyika na kulipa stahiki mbalimbali za watumishi. Chuo kimegharamia matumizi mbalimbali ya ofisi kama vile ankara za umeme, maji, mafuta, matengenezo ya magari, ulinzi, usafi, simu, “internet” na vifaa vya ofisi. Pia, Chuo kimeanzisha Shahada ya Kwanza ya Usimamizi wa Rasilimali Watu na kimetoa ufadhili kwa wanafunzi 4 katika kozi mbalimbali za muda mrefu wanaotoka katika familia zisizojiweza katika Kata ya Hombolo.

## **Wakala ya Mabasi Yaendayo Haraka Dar es Salaam**

179. **Mheshimiwa Spika**, katika Mwaka wa Fedha wa 2022/23 Wakala ya Mabasi Yaendayo Haraka Dar es Salaam (DART) iliidhinishiwa Shilingi Bilioni 38.57 kwa ajili ya kutekeleza vipaumbele vya Wakala. Kati ya fedha hizo, Shilingi Bilioni 11.17 ni Matumizi ya Kawaida na Shilingi Bilioni 27.40 ni za miradi ya maendeleo. Aidha, fedha za miradi ya maendeleo zinajumuisha Shilingi Bilioni 8 kutoka Serikali Kuu, Shilingi Bilioni 1.81 ni mapato ya ndani na Shilingi Bilioni 17.59 ni fedha za nje.

180. **Mheshimiwa Spika**, hadi Februari, 2023, Wakala imekusanya na kupokea Shilingi Bilioni 15.25, sawa na asilimia 59.3 ya malengo ya kupokea na kukusanya Shilingi Bilioni 25.71 kwa kipindi hicho. Kati ya fedha hizo zilizopokelewa na zilizokusanywa, Shilingi Bilioni 5.86 ni makusanyo ya mapato ya ndani na Shilingi Bilioni 1.52 ni fedha za matumizi ya kawaida kutoka Serikali Kuu ambapo Shilingi Bilioni 1.22 ni mishahara na Shilingi Milioni 298.86 ni matumizi mengineyo.

181. **Mheshimiwa Spika**, Wakala imeendelea kusimamia ulinzi na usalama katika Mradi wa Mabasi Yaendayo Haraka Awamu ya kwanza kwenye vituo vikuu 5, vituo vidogo 27, madaraja ya watembea kwa miguu 3 pamoja na karakana ya Jangwani na Ubungo.

182. **Mheshimiwa Spika**, Wakala imeendelea kufanya matengenezo katika Miundombinu ya Mabasi Yaendayo Haraka katika vituo vya Gerezani na Kimara na matengenezo ya mfumo wa maji taka katika vituo vya Kimara na Kivukoni. Aidha, matengenezo na marekebisho yamefanyika katika vibanda 20 vya kukatia tiketi (*Cashier booths*) kwenye vituo vya Stop over, Suka, Temboni, Kwa Msuguli, Kibanda cha Mkaa, Mbezi Luis-2, Magufuli Bus Terminal, Mloganzila, Luguruni, Kwa Mangi na Gogoni. Vituo vingine ni pamoja na Kibamba Chama, Kibamba Shule, Kwa

Komba na Madukani. Aidha, matengenezo hayo yamegharimu Shilingi Milioni 151.36 na kazi imekamilika.

183. **Mheshimiwa Spika**, Wakala imeendelea kusimamia Huduma za Mpito, katika Awamu ya Kwanza ya Mfumo wa Wakala wa Mabasi Yaendayo Haraka - DART zilizoanza na mabasi 140 kwenye njia kuu 7 zinazochukua kilomita 20.9 za njia kuu, vituo 27 na vituo vikuu 5 na kuongeza kilomita 7 za njia ya Kimara - Mbezi - Kibaha na Mloganzila. Aidha, Wakala umesimamia huduma za usafi katika Mradi wa Mabasi Yaendayo Haraka Awamu ya Kwanza ya mradi.

184. **Mheshimiwa Spika**, Wakala imeanza kufanya maandalizi ya utwaaji wa maeneo mbalimbali kwa ajili ya ujenzi wa miundombinu ya mradi wa DART Awamu ya Nne na ya Tano; ambapo jumla ya wananchi wapatao 1,080 wanaostahili kulipwa fidia wametambuliwa na Tathmini imefanywa na Mthamini Mkuu wa Serikali. Aidha, Wakala unaendelea kufanya maandalizi ya ulipaji wa fidia kwa wananchi watakaopisha mradi wa ujenzi wa karakana ya mabasi ya Ubungo Maziwa kwa ajili ya awamu ya kwanza ya mradi na tayari Serikali imetoa Shilingi Bilioni 7.8.

185. **Mheshimiwa Spika**, hadi Februari, 2023 Wakala imeendelea kushirikiana na Wataalam washauri (*Transaction Advisors*) kuhusu kuwapata watoa huduma ya mabasi kwenye mfumo wa DART Awamu ya Pili ambapo jumla ya mabasi 759 yatahitajika. Kati ya mabasi hayo, mabasi 245 yatakuwa na urefu wa mita 18 na yatatoa huduma katika njia kuu na mabasi 514 yenye urefu wa mita 12 yatatoa huduma katika njia za mlisho.

### **Shirika la Elimu Kibaha**

186. **Mheshimiwa Spika**, katika Mwaka wa Fedha wa 2022/23 Shirika la Elimu Kibaha liliidhinishiwa Shilingi Bilioni 13.54, kwa ajili ya kuendelea kutekeleza majukumu ya msingi ya kuanzishwa kwake ya kutoa elimu ya kupambana na ujinga, umaskini na maradhi. Kati ya fedha zilizoidhinishwa, Shilingi Bilioni 9.82 ni mishahara, Shilingi Milioni 849.36 ni matumizi mengineyo, Shilingi Milioni 620 ni za miradi ya maendeleo, Shilingi Bilioni 1.71 ni mapato ya ndani na Shilingi Milioni 549.06 ni ruzuku ya Elimu Msingi na Sekondari Bila Ada.

187. **Mheshimiwa Spika**, hadi Februari, 2023 Shirika limepokea Shilingi Bilioni 5.23. Kati ya fedha hizo, Shilingi Bilioni 3.89 ni za mishahara, Shilingi Milioni 420.7 ni za matumizi mengineyo, Shilingi Milioni 620 ni kwa ajili ya miradi ya

maendeleo na Shilingi Milioni 303.39 ni kwa ajili ya Elimu Msingi na Sekondari Bila Ada. Aidha, Shilingi Milioni 770.65 zimekusanywa kutoka kwenye vyanzo vya mapato ya ndani, sawa na asilimia 67.60 ya Shilingi Bilioni 1.14 zilizotarajiwa kukusanywa katika kipindi hicho.

188. **Mheshimiwa Spika**, hadi Februari, 2023 Shirika limetoa mafunzo ya Elimu Msingi kwa wanafunzi 2,703 na elimu ya sekondari kwa wanafunzi 357. Aidha, Shirika limetoa huduma za maktaba kwa wananchi 12,855 ambapo wananchi 4,280 waliazima machapisho mbalimbali na wananchi 252 waliazima vitabu kwa ajili ya kwenda kujisomea majumbani.

189. **Mheshimiwa Spika**, Shirika la Elimu Kibaha limeendelea kutoa elimu ya uuguzi na utabibu kwa wanachuo 572 kupitia Chuo cha Afya na Sayansi Shirikishi Kibaha. Aidha, elimu ya Afya dhidi ya magonjwa yasiyoambukiza imetolewa kwa Wananchi 450 (Wanawake 277 na Wanaume 173).

190. **Mheshimiwa Spika**, Shirika la Elimu Kibaha kupitia Chuo cha Maendeleo ya Wananchi Kibaha limetoa mafunzo ya muda mrefu ya nadharia na vitendo kwa wanachuo 353 katika fani mbalimbali. Mafunzo yaliyotolewa ni ya fani za kilimo, mifugo, uashi, ufundi bomba, useremala, ushonaji, upishi, ufundi wa magari,

umeme wa majumbani, uundaji na uchomeleaji vyuma. Aidha, mafunzo ya muda mfupi kwa wananchi 750 (wanawake 518 na wanaume 232) yametolewa katika fani za udereva, ujasiriamali, elimu ya kifedha, usimamizi wa mikopo na kilimo cha bustani.

191. **Mheshimiwa Spika**, Shirika la Elimu Kibaha kwa mara ya kwanza limetoa mafunzo ya ujuzi kwa njia ya elimu mtandao (*e-learning*) ikifuatia na mafunzo ya vitendo katika kozi za kilimo, mifugo, ufundi uashi, bomba, useremala, umeme wa majumbani, upishi, ushonaji, magari, udereva, uundaji na uchomeleaji vyuma kupitia ufadhili wa Benki ya Dunia kwa gharama ya Shilingi Milioni 131.22. Fedha hizo ni za mfuko wa ruzuku ya kuendeleza ujuzi kwa uratibu wa Mamlaka ya Elimu Tanzania (TEA). Jumla ya wananchi 6,157 (wanawake 2,305 na wanaume 3,852) wamenufaika na mafunzo hayo wakiwemo waathirika wa dawa za kulevywa 112 (mwanamke mmoja na wanaume 111). Mafunzo hayo yalitolewa kwa muda wa miezi mitatu.

192. **Mheshimiwa Spika**, mafunzo ya uandaaji wa mada za masomo na mitihani unaozingatia umahiri wa ujuzi (*competence-based education*) yalitolewa kwa walimu 100 wa shule za sekondari za Shirika (wanawake 38 na wanaume 62) na kuwezesha ongezeko la ufaulu ambapo wanafunzi wote 91 wa kidato cha nne wa Shule ya



Sekondari ya Kibaha walipata daraja la kwanza katika mtihani wa taifa wa mwaka 2022. Aidha, wanafunzi 40 kati ya 157 wa Shule ya Sekondari ya Tumbi ambayo ni ya kutwa (inayopokea wanafunzi kutoka shule za Kata) walipata ufaulu mzuri wa daraja la I-III.

193. **Mheshimiwa Spika**, Shirika la Elimu Kibaha limekarabati Shule ya Sekondari ya Tumbi kwa Shilingi Milioni 200 na ujenzi wa chumba kimoja cha darasa kwa Shilingi Milioni 20, kazi hii imekamilika. Aidha, Shirika limekarabati Chuo cha Maendeleo ya wananchi Kibaha kwa Shilingi Milioni 350 kati ya Shilingi Milioni 400 iliyopokelewa. Kazi ya ukarabati imefanyika kwa asilimia 88.

### **Bodi ya Mikopo ya Serikali za Mitaa**

194. **Mheshimiwa Spika**, katika Mwaka wa Fedha wa 2022/23, Bodi ya Mikopo ya Serikali za Mitaa iliidhinishiwa Shilingi Bilioni 2.67, zikiwemo ruzuku kutoka Serikali Kuu Shilingi Milioni 61.95 na Mapato ya Ndani Shilingi Bilioni 2.61. Hadi Februari, 2023, Bodi ya Mikopo ya Serikali za Mitaa imekusanya marejesho ya mikopo na michango jumla ya Shilingi Milioni 333.74 kutoka kwenye Halmashauri zinazodaiwa. Bodi inaendelea kufanya Marekebisho ya Muundo wake na Sheria iliyounda Bodi ili iweze kutekeleza majukumu yake kwa ufanisi zaidi.

## **Shirika la Masoko ya Kariakoo**

195. **Mheshimiwa Spika**, katika Mwaka wa Fedha wa 2022/23 Shirika liliidhinishiwa Shilingi Bilioni 1.89. Kati ya fedha hizo, Shilingi Milioni 893.75 ni kwa ajili ya matumizi mengineyo, Shilingi Milioni 747.54 ni mishahara na Shilingi Milioni 251.3 ni fedha za maendeleo kutoka mapato ya ndani.

196. **Mheshimiwa Spika**, hadi Februari, 2023, Shilingi Milioni 734.43 zimepokelewa kati ya Shilingi Bilioni 1.64 zilizotarajiwa kupokelewa kutoka Serikali Kuu katika kipindi hicho sawa na asilimia 44.7. Kati ya fedha zilizopokelewa Shilingi Milioni 313.11 ni mishahara na Shilingi Milioni 421.32 ni matumizi mengineyo. Kwa upande wa mapato ya ndani, Shilingi Milioni 39.90 zilikusanywa sawa na asilimia 23.81 ya lengo la Shilingi Milioni 167.53 zilizotarajiwa kukusanywa katika kipindi hicho.

197. **Mheshimiwa Spika**, shughuli zilizotekelezwa ni pamoja na kufanya uhakiki wa wafanya biashara ambapo jumla ya wafanyabiashara 1,162 kati ya 1,418 wamehakikiwa; kuhuisha mipaka katika viwanja vya Shirika namba 2002 na 2003 block “G” vilivyopo eneo la Mbezi Beach Makonde na kuhuisha Mpango Mkakati wa Shirika (2021/22 hadi 2025/26).

## **D. MPANGO NA MAKADIRIO YA MATUMIZI YA KAWAIDA NA MAENDELEO KWA MWAKA WA FEDHA WA 2023/24**

198. **Mheshimiwa Spika**, Maandalizi ya Mpango na Bajeti ya Ofisi ya Rais - Tawala za Mikoa na Serikali za Mitaa (OR – TAMISEMI) kwa Mwaka wa Fedha wa 2023/24, yamezingatia Mpango Mkakati wa Ofisi ya Rais - TAMISEMI wa Miaka Mitano 2021/22 – 2025/26; Mipango Mikakati ya Taasisi, Mikoa na Halmashauri; Ilani ya Chama Cha Mapinduzi (CCM) kwa ajili ya Uchaguzi Mkuu wa Mwaka 2020; Hotuba ya Mheshimiwa Rais wa Jamhuri ya Muungano wa Tanzania aliyotoa wakati akilihutubia Bunge la 12 la Jamhuri ya Muungano wa Tanzania tarehe 22 Aprili, 2021; Mwongozo wa Kuandaa Mpango na Bajeti kwa Mwaka wa Fedha wa 2023/24; Sheria ya Bajeti, Sura ya 439; Sera za Kisekta; Maelekezo mbalimbali ya Viongozi wa Kitaifa; Dira ya Taifa ya Maendeleo 2025; Malengo yaliyomo katika Mpango wa Taifa wa Maendeleo wa Miaka Mitano 2021/22 – 2025/26; Ajenda ya Afrika 2063 na Malengo ya Maendeleo Endelevu 2030.

### **Ofisi ya Rais – TAMISEMI**

199. **Mheshimiwa Spika**, Ofisi ya Rais-TAMISEMI imepanga kutekeleza Mpango na Bajeti kwa kuzingatia vipaumbele vifuatavyo:

- (i) Kusimamia masuala ya utawala bora, kukuza demokrasia, ushirikishwaji wa wananchi na Ugatuuji wa Madaraka kwa Umma (D by D);
- (ii) Kuratibu maandalizi ya Uchaguzi wa Serikali za Mitaa kwenye Vijiji 12,318, Mitaa 4,263 na Vitongoji 64,361 katika Halmashauri 184 utakaofanyika mwaka 2024;
- (iii) Kuratibu suala la ulinzi na usalama katika Mikoa na Wilaya;
- (iv) Kuratibu na kusimamia utekelezaji wa shughuli za maendeleo ya jamii katika Mikoa na Mamlaka za Serikali za Mitaa;
- (v) Kuratibu na kusimamia utekelezaji wa shughuli za utoaji wa Huduma za Afya ya Msingi, Ustawi wa Jamii na Lishe katika Ofisi za Wakuu wa Mikoa na Mamlaka za Serikali za Mitaa;
- (vi) Kuratibu na kusimamia utekelezaji wa shughuli za utoaji wa ElimuMsingi na Sekondari katika Mamlaka ya Serikali za Mitaa ikijumuisha utekelezaji wa ElimuMsingi na Sekondari Bila Ada;
- (vii) Kuratibu na kusimamia Mkakati wa kuongeza ukusanyaji wa mapato na

kudhibiti matumizi katika Mamlaka za Serikali za Mitaa;

- (viii) Kuratibu ujenzi, ukarabati na matengenezo ya miundombinu ya Barabara, Usafirishaji, Afya ya Msingi, Elimu Msingi na Sekondari na majengo ya utawala katika Ofisi za Wakuu wa Mikoa, Wakuu wa Wilaya na Mamlaka za Serikali za Mitaa;
- (ix) Kuratibu na kusimamia shughuli za kuboresha mazingira ya kufanyia kazi kwa watumishi wa Ofisi ya Rais – TAMISEMI, Ofisi za Wakuu wa Mikoa, Wakuu wa Wilaya na Mamlaka za Serikali za Mitaa kwa lengo la kuongeza ufanisi katika utendaji kazi;
- (x) Kuchochea na kuhimiza ukuaji wa uchumi shindani kwa maendeleo ya wananchi na Taifa kwa ujumla kwa kuiwezesha Mikoa na Mamlaka za Serikali za Mitaa kuweka mazingira mazuri ya uanzishaji wa Viwanda, Biashara na Uwekezaji hasa katika kilimo, mifugo, uvuvi, misitu, nyuki, wanyamapori na utalii;
- (xi) Kusimamia utekelezaji wa majukumu ya msingi ya Ofisi ya Rais – TAMISEMI;
- (xii) Kuratibu utaratibu mpya wa utoaji na urejeshwaji wa Mikopo ya asilimia kumi ya

Wanawake, Vijana na Watu Wenye Ulemavu katika Mamlaka za Serikali za Mitaa;

- (xiii) Kuratibu masuala ya michezo na utamaduni katika ngazi zote za Ofisi ya Rais – TAMISEMI, Ofisi za Wakuu wa Mikoa, Wilaya na Mamlaka za Serikali za Mitaa;
- (xiv) Kuratibu usimamizi wa masuala ya uhifadhi na utunzaji wa misitu, wanyamapori, nyuki, vyanzo vya maji, athari za mabadiliko ya Tabianchi pamoja na fursa za mabadiliko hayo kupitia biashara ya kaboni (Hewa Ukaa) na udhibiti wa uzalishaji taka katika Mikoa na Mamlaka za Serikali za Mitaa;
- (xv) Kusimamia mifumo na miundombinu ya TEHAMA katika Ofisi ya Rais – TAMISEMI, Ofisi za Wakuu wa Mikoa, Mamlaka za Serikali za Mitaa na Taasisi zilizo chini yake;
- (xvi) Kuendelea kuwezesha wananchi kiuchumi kwa kusajili vikundi vya ujasiriamali na vikundi vya huduma ndogo za fedha, kuboresha miundombinu ya masoko , ujenzi wa ofisi za machinga na bodaboda pamoja na kuandaa na kutoa mikopo kwa Vikundi vya Wanawake, Vijana na Watu Wenye Ulemavu kupitia utaratibu mpya wa

mfumo wa kibenki kama ilivyoelekezwa na Mheshimiwa Rais;

- (xvii) Kuratibu Uendelezaji wa Vijiji na Miji kwenye Mamlaka za Serikali za Mitaa;
- (xviii) Kuzisimamia Mamlaka za Upangaji katika kupanga na kuendeleza mipango miji na matumizi endelevu ya ardhi vijijini, ujenzi wa nyumba bora na kudhibiti ujenzi holela, kutunza mipaka ya maeneo ya utawala na kuzuia na kutatua migogoro inayohusu ardhi; na
- (xix) Kuratibu uendelezaji wa vijiji na miji kwa utangamano na shughuli za kilimo, uvuvi, mifugo, huduma za maji, umeme, barabara na sekta zingine za uzalishaji na masuala mengine mtambuka

### **Malengo ya Ofisi ya Rais – TAMISEMI**

200. **Mheshimiwa Spika**, katika Mwaka wa Fedha wa 2023/24, Ofisi ya Rais - TAMISEMI inaomba kuidhinishiwa jumla ya Shilingi Bilioni 199.19 kwa ajili ya Matumizi ya Kawaida na Miradi ya Maendeleo. Kati ya fedha zinazombwa, Shilingi Bilioni 38.65 ni kwa ajili ya Matumizi ya Kawaida ambapo Mishahara ni Shilingi Bilioni 10.53 na Matumizi Mengineyo ni Shilingi Bilioni 28.11. Aidha, jumla ya Shilingi Bilioni 160.53 zinaombwa kwa ajili ya Miradi ya Maendeleo

ambapo kati ya fedha hizo, Shilingi Bilioni 112.12 ni fedha za nje na Shilingi Bilioni 48.41 ni fedha za ndani. Ofisi inapanga kutekeleza shughuli za maendeleo zifuatazo:-

### **Ukarabati na Matengenezo ya Ofisi Shilingi 750,000,000.00 (Fedha za Ndani)**

201. **Mheshimiwa Spika**, Ofisi ya Rais - TAMISEMI katika kutimiza majukumu yake ya kila siku, inamiliki Jengo la Sokoine (Sokoine House) lililopo mkabala na Ofisi ya Jiji la Dodoma. Tangu kukamilika kwa Jengo la Sokoine (Sokoine House) na kuanza kutumika mwaka 2004 hadi sasa jengo hili halijawahi kufanyiwa ukarabati mkubwa. Hivyo, kwa Mwaka wa Fedha wa 2023/24 mradi huu unaomba kuidhinishiwa Shilingi Milioni 750 kwa ajili ya ukarabati mkubwa wa miundombinu ya jengo hilo.

### **Programu ya Kuimarisha Mikoa na Mamlaka za Serikali za Mitaa Shilingi 7,860,000,000.00 (Fedha za Ndani)**

202. **Mheshimiwa Spika**, Serikali imekuwa ikitekeleza azma ya kupeleka madaraka kwa umma ili kuwawezesha wananchi kuwa na maamuzi juu ya masuala yanayowahusu kimaendeleo, kisiasa, kijamii na kiuchumi. Kwa msingi huo, Serikali imeanzisha program ya kuimarisha mafanikio yaliyopo katika



ushirikishwaji wa wananchi katika ngazi za Mikoa na Mamlaka za Serikali za Mitaa. Lengo kuu ni kuendeleza na kuimarisha huduma za jamii, utawala bora na kuwa na maendeleo endelevu. Mpango huu ulianza kutekelezwa katika Mikoa na Halmashauri zote nchini kuanzia Mwaka wa Fedha wa 2022/23. Kwa Mwaka wa Fedha wa 2023/24, Programu inaombewa kuidhinishiwa jumla ya Shilingi Bilioni 7.86 kwa ajili ya kutekeleza kazi zifuatazo:

- (i) Kuweka mfumo wezeshi wa Sera ya Taifa ya Ugatujaji na changamoto ambazo zinajitokeza wakati wa utekelezaji wa Maendeleo ya Uchumi wa Maeneo (Local Economic Development (LED FRAME WORK));
- (ii) Kuandaa Mwongozo wa utekelezaji wa Maendeleo ya Uchumi wa maeneo (Local Economic Development - LED);
- (iii) Kuwezesha Mkakati wa kuzishindanisha Mamlaka za Serikali za Mitaa kukusanya mapato ya ndani zaidi ya ukusanyaji uliopo;
- (iv) Kuwawezesha na kuwakutanisha wadau mbalimbali kwa ajili ya kujenga na kuimarisha mahusiano kati ya Serikali Kuu na ngazi za msingi za Mamlaka ya Serikali za Mitaa;
- (v) Kuwezesha kuratibu usimamizi wa Programu ya Kuimarisha Mikoa na Mamlaka

za Serikali za Mitaa katika utekelezaji wa Sera na Mikakati ya Serikali; na

- (vi) Kuratibu uidhinishwaji wa Mpango Kabambe wa Uendelezaji wa Mji wa Kibiashara na Uwekezaji Kwala na kuweka Utangamano wa Mji na maneo yanayozunguka Mji huo.

**Mradi wa Ufuatiliaji na Tathmini Shilingi 4,400,000,000.00 (Fedha za Ndani)**

203. **Mheshimiwa Spika**, katika Mwaka wa Fedha wa 2023/24, Mradi wa Ufuatiliaji na Tathmini unaombewa kuidhinishiwa jumla ya Shilingi Bilioni 4.40 kwa ajili ya kutekeleza shughuli zifuatazo:-

- (i) Kufanya ufuatiliaji na tathmini kwenye miradi yote ya maendeleo ikijumuisha Miradi inayotekelezwa kupitia fedha za ndani katika ngazi ya OR-TAMISEMI na Taasisi zilizo chini yake, Mikoa na Mamlaka za Serikali za Mitaa;
- (ii) Kufanya ufuatiliaji na tathmini ya ukusanyaji na matumizi ya Mapato ya Ndani katika Mamlaka za Serikali za Mitaa;
- (iii) Kuandaa vikao vya kujadili changamoto zinazotokana na ufuatiliaji na tathmini katika Taasisi, Mamlaka za Serikali za Mitaa; na

- (iv) Kufanya ufuatiliaji na tathmini kwenye miradi ya maendeleo inayopokea fedha kutoka kwa Washirika na Wadau wa Maendeleo katika ngazi za Mikoa na Mamlaka za Serikali za Mitaa.

**Mradi wa Mpango wa Kaya Masikini Shilingi 150,000,000.00 (Fedha za Nje)**

204. **Mheshimiwa Spika**, Ofisi ya Rais - TAMISEMI kwa kushirikiana na Mfuko wa Maendeleo ya Jamii (TASAF) na kwa mujibu wa Mkataba wa Maelewano (MoU) inasimamia masuala mbalimbali yanayohusu kupunguza umasikini ngazi ya kaya katika Mikoa 26 ya Tanzania Bara. Mradi huo unaomba kuidhinishiwa Shilingi Milioni 150 katika Mwaka wa Fedha wa 2023/24. Ushirikiano huo utahusisha usimamizi wa maeneo yafuatayo:

- (i) Kutumia Mtandao Mpana na Mifumo ya TEHAMA ya Ofisi ya Rais TAMISEMI kupeleka fedha katika Mamlaka za Serikali za Mitaa;
- (ii) Ujazaji wa taarifa za Walengwa wa Mpango wa TASAF katika mfumo wa PSSN kupitia miundombinu ya TEHAMA ya Ofisi ya Rais TAMISEMI; na
- (iii) Kutoa msaada wa kiufundi katika miundombinu ya TEHAMA ngazi ya

Mamlaka za Serikali za Mitaa inayotumiwa na PSSN.

**Programu ya Kuongeza Fursa za Kiuchumi na Kijamii Nchini (Rise) Shilingi 25,092,570,000 (Fedha Za Nje)**

205. *Mheshimiwa Spika*, katika Mwaka wa Fedha wa 2023/24, Programu ya Kuongeza Fursa za Kiuchumi na Kijamii Nchini (RISE) inaombewa kuidhinishiwa jumla ya Shilingi Bilioni 25.09 kwa ajili ya kutekeleza shughuli zifuatazo:-

- (i) Ujenzi wa miundombinu ya barabara katika Halmashauri 6 za mradi ambazo ni Halmashauri za Wilaya za Mbogwe, Handeni, Iringa, Mufindi, Kilolo na Ruangwa; na
- (ii) Ujenzi wa miundombinu ya barabara kwa kiwango cha lami kilomita 33 katika Halmashauri za Wilaya za Iringa na Mufindi.

**Mradi wa Matengenezo ya Barabara Shilingi 710,316,035,000.00 Chini ya Wakala wa Barabara za Vijijini na Mijini (Fedha za Ndani)**

206. *Mheshimiwa Spika*, katika Mwaka wa Fedha wa 2023/24, Ofisi ya Rais - TAMISEMI inaomba kuidhinishiwa Shilingi Bilioni 710.31 kwa ajili ya kazi za miundombinu ya Barabara. Kati ya fedha hizo Shilingi Bilioni 257.03 ni za Mfuko wa Barabara; Mfuko Mkuu wa Serikali Shilingi Bilioni 127.50 na tozo ya mafuta ya Shilingi 100 kwa lita Shilingi Bilioni 325.77. Fedha hizo zitatumika kutekeleza shughuli zifuatazo:-

- (i) Utunzaji (Matengenezo) wa barabara za Vijijini na Mijini zenye urefu wa kilomita 21,109.70;
- (ii) Ujenzi wa barabara za lami zenye urefu wa kilomita 348.7;
- (iii) Ujenzi wa barabara za changarawe urefu wa kilomita 8,528.72;
- (iv) Ujenzi wa madaraja 231 na ukarabati wa madaraja 35;
- (v) Ujenzi na matengenezo ya boksi kalavati 170 na vivuko (drifti) 30; na

- (vi) Ujenzi wa mifereji ya maji ya mvua yenye urefu wa mita 85,700.20.

**Mradi wa Kuboresha Miundombinu Shindanishi Katika Miji Tanzania (Tanzania Cities Transforming and Competitiveness – TACTIC) Shilingi 35,176,500,000.00 (Fedha za Nje)**

207. *Mheshimiwa Spika*, katika Mwaka wa Fedha wa 2023/24, Mradi wa Kuboresha Miundombinu Shindanishi katika Miji Tanzania unaombewa kuidhinishiwa jumla ya Shilingi Bilioni 35.17 kwa ajili ya kutekeleza shughuli zifuatazo:-

- (i) Ujenzi wa miundombinu msingi ya Mijini katika Halmashauri 12 ambazo ni Halmashauri za Majiji ya Dodoma, Arusha, Mwanza na Mbeya; Halmashauri za Manispaa ya Kigoma, Songea, Ilemela, Kahama, Morogoro, Sumbawanga na Tabora na Halmashauri ya Mji Geita. Miundombinu msingi inajumuisha ujenzi wa masoko, mitaro ya maji ya mvua, stendi za mabasi na maghala ya kuhifadha mazao;
- (ii) Kuendelea na usanifu wa miradi katika Miji 33 iliyobakia; na
- (iii) Kuandaa nyaraka mbalimbali za tathmini ya kimazingira ili kuwezesha miradi kupata vibali vya kuanza utekelezaji wa mradi.

**Programu ya Uendelezaji wa Bonde la Mto Msimbazi Shilingi 47,441,373,000.00 (Fedha za Nje)**

208. **Mheshimiwa Spika**, katika Mwaka wa Fedha wa 2023/24, Mradi wa Uboreshaji wa Bonde la Mto Msimbazi unaomba kuidhinishiwa jumla ya Shilingi Bilioni 47.44 kutekeleza shughuli zifuatazo:-

- (i) Maandalizi ya ujenzi wa daraja la Bonde la Mto Msimbazi;
- (ii) Maandalizi ya kuanza ujenzi wa kingo za Bonde la Mto Msimbazi; na
- (iii) Kupanda miti ya aina mbalimbali kwenye chanzo cha Mto Msimbazi ili kuzuia mmomonyoko.

**Programu ya Maendeleo ya Sekta ya Kilimo (ASDP - II) Shilingi 465,220,000.00 (Fedha za Nje)**

209. **Mheshimiwa Spika**, katika Mwaka wa Fedha wa 2023/24, Programu inaombewa Shilingi Milioni 465.22 kwa ajili ya kutekeleza shughuli zifuatazo:-

- (i) Kuratibu mikutano ya pamoja ya utekelezaji wa maendeleo ya programu ya ASDP II kwa kushirikiana na Wizara za Kisekta;

- (ii) Kuwezesha maandalizi ya Mipango ya Maendeleo ya Kilimo katika Mikoa 12 na Halmshauri 30;
- (iii) Kushiriki mikutano ya kisheria ya utekelezaji wa Mpango ya Maendeleo ya Kilimo (ASDP II);
- (iv) Kuwezesha mafunzo ya uongozi na usimamizi katika kutekeleza afua za Mipango ya Maendeleo ya Kilimo awamu ya Pili;
- (v) Kuratibu na kuwezesha utekelezaji wa mradi wa Maendeleo ya Sekta ya Kilimo - ASDP II kwa kushirikiana na Ofisi za Wakuu wa Mikoa na Mamlaka za Serikali za Mitaa na Wadau wengine;
- (vi) Kufanya ufuatiliaji na tathmini ya utekelezaji wa ASDP II kwenye Halmashauri 184;
- (vii) Kuratibu utekelezaji wa Mpango Kabambe wa kuendeleza Sekta ya Kilimo, Mifugo na Uvuvi ya Wilaya (DADPs) na kuandaa taarifa za utekelezaji za kila robo mwaka; na
- (viii) Kuandaa taarifa jumuishi za utendaji wa Program za kila robo.



**Mpango wa Kuratibu Masuala ya Mabadiliko ya Tabianchi Shilingi 63,317,700.00 (Fedha za Nje)**

210. **Mheshimiwa Spika**, katika Mwaka wa Fedha wa 2023/24 Mpango huu unaombewa kuidhinishiwa Shilingi Milioni 63.31 kwa ajili ya kutekeleza kazi zifuatazo:-

- (i) Kuibua miradi ya kukabiliana na athari za mabadiliko ya tabianchi katika Halmashauri 3 zinazotekeleza mradi ambazo ni Halmashauri za Wilaya za Kondoa, Mpwapwa na Chamwino;
- (ii) Uandaaji wa mipango na bajeti kwa Halmashauri zinazotekeleza mradi ambazo ni Halmashauri za Wilaya za Kondoa, Mpwapwa na Chamwino;
- (iii) Kufanya ufuatiliaji na tathmini katika Halmashauri zinazotekeleza mradi;
- (iv) Kufanya vikao vya Kamati Tendaji ya Mradi; na
- (v) Kuendelea na mchakato wa Ofisi ya Rais – TAMISEMI kupata ithibati (accreditation) ya Mfuko wa Umoja wa Mataifa wa Mabadiliko ya Tabianchi (Green Climate Fund - GCF).

**Ukarabati wa Miundombinu ya Chuo cha Maendeleo ya Wananchi Kibaha Shilingi 700,000,000.00 (Fedha za Ndani)**

211. **Mheshimiwa Spika**, Chuo cha Maendeleo ya Wananchi Kibaha (Kibaha Folk Development College) kilianzishwa mnamo mwaka 1964 kikiwa kinajulikana kama “Farmers Training Centre” chini ya Mradi wa pamoja wa Serikali ya Tanganyika na Nchi za Nordic uitwao *Tanganyika Nordic Project*. Baada ya Mradi huu kukabidhiwa kwa Serikali ya Tanzania mnamo mwaka 1970 jina la mradi lilibadilishwa na kuitwa Shirika la Elimu Kibaha (Kibaha Education Centre). Majengo ya Chuo hiki yamechakaa na yamezekwa kwa *asbestos* ambayo siyo rafiki kwa afya ya binadamu. Katika Mwaka wa Fedha wa 2022/23, Shirika lilipokea Shilingi Milioni 400 kwa ajili ya ukarabati wa majengo ya Chuo. Ukarabati umefanyika kwa baadhi ya majengo na kazi ipo katika hatua mbalimbali za utekelezaji. Katika Mwaka wa Fedha wa 2023/24, Mradi unaombewa kuidhinishwa jumla ya Shilingi Milioni 700 ambazo ni fedha za ndani kwa ajili ya kutekeleza shughuli zifuatazo; -

- (i) Kukarabati mabweni 4; Mwongozo (wanafunzi 80), Uhuru (wanafunzi 80), Ujamaa (wanafunzi 80) na Twiga (wanafunzi 80);
- (ii) Kukarabati ukumbi wa Twiga unaotumika kama darasa unaochukua wanafunzi 506;

- (iii) Kukarabati mifumo ya maji safi na maji taka;
- (iv) Kukarabati choo cha nje chenye matundu 5; na
- (v) Kukarabati Shamba Darasa la Mifugo na Mazao.

**Programu ya Uboreshaji Katika Sekta ya Fedha Awamu ya Tano (PFMRP V) Shilingi 1,000,000,000.00 (Fedha za Ndani)**

212. *Mheshimiwa Spika*, katika Mwaka wa Fedha wa 2023/24, Programu inaombewa kuidhinishiwa jumla ya Shilingi Bilioni 1 ambazo ni fedha za ndani kwa ajili ya kutekeleza shughuli zifuatazo; -

- (i) Kusimamia Ufungaji wa Hesabu za mwisho wa mwaka kwa Mamlaka za Serikali za Mitaa;
- (ii) Kupitia na kuhuisha mahitaji ya Mfumo wa TAUSI baada ya kuanza matumizi;
- (iii) Kuandaa miongozo ya matumizi ya Mfumo wa Ukusanyaji wa Mapato wa TAUSI pamoja na mikataba ya mawakala; na
- (iv) Kutengeneza kanuni za Sheria ya fedha za Mamlaka za Serikali za Mitaa Sura ya 290.

**Mradi wa Mpango wa Kaya Maskini Shilingi 150,000,000.00 (Fedha za Nje)**

213. **Mheshimiwa Spika**, katika Mwaka wa Fedha wa 2023/24, Mradi wa Mpango wa Kaya Maskini unaombewa kuidhinishiwa jumla ya Shilingi Milioni 150 kwa ajili ya kufanya ufuatiliaji na tathmini kwenye miradi yote ya maendeleo inayotekelezwa na TASAF katika Mamlaka za Serikali za Mitaa.

**Mradi wa Usafi wa Mazingira (SRWSS): Shilingi 333,175,350.00 (Fedha za Nje)**

214. **Mheshimiwa Spika**, katika Mwaka wa Fedha wa 2023/24, Mradi unaombewa kuidhinishiwa jumla ya Shilingi Milioni 333.17 kwa ajili ya kutekeleza shughuli zifuatazo;

- (i) Kufanya usimamizi shirikishi wa utekelezaji wa huduma endelevu za Maji na Usafi wa Mazingira Vijijini katika Mikoa 17 na Halmashauri za Wilaya 86; na
- (ii) Kufanya vikao mbalimbali vinavyohusu Kampeni ya Usafi wa Mazingira.

**Programu ya Uhamasishaji na Uchambuzi wa Sera (UNICEF) Shilingi 609,110,079.00 (Fedha za Nje)**

215. **Mheshimiwa Spika**, katika Mwaka wa Fedha wa 2023/24, Programu inaombewa kuidhinishiwa Shilingi Milioni 609.11 kwa ajili ya kutekeleza shughuli zifuatazo:-

- (i) Kufanya ufuatiliaji na tathmini ya utekelezaji wa programu zinazohusiana na uboreshaji wa huduma kwa jamii katika Mikoa ya Mbeya, Njombe, Songwe na Iringa;
- (ii) Kufanya vikao vya wadau kuhusiana na shughuli zinazotekelezwa na Mashirika Yasiyo ya Kiserikali katika Mikoa ya Mbeya, Njombe, Songwe na Iringa; na
- (iii) Kuimarisha Mfumo wa Uratibu, Usimamizi na Ufuatiliaji wa shughuli zinazotekelezwa na Wadau mbalimbali katika Mamlaka za Serikali za Mitaa katika Mikoa ya Mbeya, Njombe, Songwe na Iringa.

**Mradi wa Kuboresha Elimu ya Awali na Msingi (Primary Student Learning - BOOST) Shilingi 20,259,163,825.00 (Fedha za Nje)**

216. **Mheshimiwa Spika**, katika Mwaka wa Fedha wa 2023/24, Ofisi ya Rais - TAMISEMI kupitia Programu ya Kuimarisha Ujifunzaji wa Elimu ya Awali na Msingi (BOOST) inaombewa

kuidhinishiwa jumla ya Shilingi Bilioni 20.25 kwa ajili ya kutekeleza kazi zifuatazo:-

- (i) Kununua na kusambaza vifaa vya TEHAMA katika Shule za Msingi 200 ili kuboresha ujifunzaji wa wanafunzi na Mafunzo Endelevu ya Walimu Kazini (MEWAKA);
- (ii) Kutekeleza Mpango wa Shule Salama kwenye Shule za Msingi 2,500;
- (iii) Kununua na kusambaza vifaa vya kufundishia na kujifunzia Elimu ya Awali kwenye Shule za Msingi 3,000 na kutoa mafunzo kwa walimu wa Elimu ya Awali;
- (iv) Kufanya ufuatiliaji na tathmnini ya ujenzi wa vyumba vya madarasa 4,730 na matundu ya vyoo 3,010; Mafunzo Endelevu ya Walimu Kazini (MEWAKA); uandikishaji wa wanafunzi; ufundishaji na ujifunzaji wa Elimu ya Awali na Msingi katika Halmashauri 184;
- (v) Kuhabarisha umma kuhusu shughuli za Uimarishaji wa Ujifunzaji wa Elimu ya Awali na Msingi kwa kutumia vyombo vya habari ikiwemo luninga, redio, mitandao ya kijamii na machapisho;
- (vi) Kujenga uwezo wa kusimamia utekelezaji wa Mitaala kwa elimu ya awali na msingi na

utawala bora katika utoaji wa elimu kwenye Mamlaka za Serikali za Mitaa;

- (vii) Kuimarisha Mifumo ya kukusanya, kuhifadhi na kutumia Takwimu za Elimu (EMIS);
- (viii) Kujenga uwezo wa wataalam wa Serikali katika kukusanya, kuchambua na kutumia takwimu mbalimbali za elimu ya awali na msingi; na
- (ix) Kusimamia utekelezaji wa vipaumbele vya mradi katika Mamlaka za Serikali za Mitaa nchini.

**Mradi wa Uimarishaji wa Ufundishaji na Ujifunzaji (GPE-LANES II): Shilingi 1,000,000,000.00 (fedha za nje)**

217. **Mheshimiwa Spika**, katika Mwaka wa Fedha wa 2023/24, Mradi unaombewa kuidhinishiwa jumla ya **Shilingi Bilioni 1** kwa ajili ya kutekeleza shughuli zifuatazo;

- (i) Kuandaa Mwongozo wa Mafunzo Elekezi kwa Walimu wapya wanaojiriwa katika Mamlaka za Serikali za Mitaa;
- (ii) Kuandaa Kihunzi cha Walimu wanaojitolea;
- (iii) Kuwezesha kufanyika kwa vikao vinavyohusu utekelezaji wa Walimu wanaojitolea;

- (iv) Kufanya uchambuzi wa hali ya ushirikishwaji wa jamii katika maendeleo ya shule;
- (v) Kuwezesha Ofisi ya Uratibu wa Mradi; na
- (vi) Kuwezesha utangazaji wa utekelezaji wa shughuli za Mradi; na
- (vii) Kufanya Ufuatiliaji na Tathmini.

**Programu ya Elimumsingi Bila Malipo – Ununuzi wa Vitabu Shule za Msingi Shilingi 17,200,000,000.00 (Fedha za Ndani)**

218. **Mheshimiwa Spika**, katika Mwaka wa Fedha wa 2023/24 programu inaombewa kuidhinishiwa jumla ya Shilingi Bilioni 17.20 kwa ajili ya kuwezesha ununuzi wa vitabu vya Shule za Msingi kupitia Mpango wa Elimumsingi Bila Malipo.

**Programu ya Kuboresha Elimu Katika Shule za Sekondari (SEQUIP) Shilingi 25,346,770,000.00 (Fedha za Nje)**

219. **Mheshimiwa Spika**, katika Mwaka wa Fedha wa 2023/24, Programu inaombewa kuidhinishiwa jumla ya Shilingi Bilioni 25.34 kwa ajili ya kutekeleza shughuli zifuatazo:-



- (i) Kununua vifaa vya maabara na kemikali kwa ajili ya shule mpya 234 za sekondari za Kata zinazojengwa katika Halmashauri;
- (ii) Kununua vifaa vya TEHAMA kwa ajili ya shule 1,000 za Sekondari za Kata kwa ajili ya kuboresha ufundishaji na ujifunzaji;
- (iii) Kufanya ufuatiliaji na tathmini ya utekelezaji wa mradi katika maeneo ya ujenzi wa shule mpya za sekondari;
- (iv) Kuwezesha utendaji kazi wa ofisi ya Rais – TAMISEMI katika utekelezaji wa mradi wa kuboresha Elimu ya Sekondari;
- (v) Kuwezesha utangazaji wa shughuli zinazotekelezwa na mradi wa kuboresha elimu ya sekondari (SEQUIP) kwa wananchi ili waweze kufahamu jitihada zinazofanywa na Serikali katika kuboresha elimu ya sekondari nchini; na
- (vi) Kuwezesha kuwajengea uwezo watumishi 68 wa idara ya usimamizi wa elimu katika masuala yahasuyo ufuatiliaji na tathmini ya utekelezaji wa mradi wa Kuboresha Elimu ya Sekondari (SEQUIP).

**Programu ya Elimumsingi Bila Malipo – Ununuzi wa Vitabu Shule za Sekondari Shilingi 17,200,000,000.00 (Fedha za Ndani)**

220. *Mheshimiwa Spika*, katika Mwaka wa Fedha wa 2023/24, programu inaombewa kuidhinishiwa jumla ya Shilingi Bilioni 17.20 kwa ajili ya kuwezesha ununuzi wa vitabu vya Shule za Sekondari kupitia Mpango wa Elimumsingi Bila Malipo.

**Mradi wa Usafi wa Mazingira (SRWSS): Shilingi 740,965,500.00 (Fedha za Nje)**

221. *Mheshimiwa Spika*, katika Mwaka wa Fedha wa 2023/24, Mradi unaombewa kuidhinishiwa jumla ya **Shilingi Milioni 740.96** kwa ajili ya kutekeleza shughuli zifuatazo;

- (i) Kufanya usimamizi shirikishi wa utekelezaji wa huduma endelevu za Maji na Usafi wa Mazingira Vijijini katika Mikoa 17 na Halmashauri za Wilaya 86; na
- (ii) Kufanya vikao mbalimbali vinavyohusu Kampeni ya Usafi wa mazingira.

**Programu ya Uhamasishaji na Uchambuzi wa Sera- (UNICEF) Shilingi 3,000,000,000.00 (Fedha za Nje).**

222. **Mheshimiwa Spika**, katika Mwaka wa Fedha wa 2023/24, Programu inaombewa kuidhinishiwa jumla ya Shilingi Bilioni 3 kwa ajili ya kutekeleza shughuli zifuatazo:-

- (i) Kuwezesha usimamizi shirikishi wa shughuli za ulinzi wa mtoto na ukatili wa wanawake katika Mikoa 26 na Halmashauri 184;
- (ii) Kufanya maandalizi ya awali ya Mpango na Bajeti ya Mwaka wa Fedha wa 2024/25 kwa ajili ya ulinzi na usalama wa mtoto pamoja na masuala ya lishe;
- (iii) Kufanya Mkutano wa Wadau mara mbili kwa mwaka na kufanya mapitio ya Sheria zinazohusu ulinzi wa mtoto na ukatili kwa wanawake;
- (iv) Kufanya usimamizi na ufuatiliaji wa usajili na utoaji wa vyeti vya kuzaliwa kwa watoto walio chini ya miaka 5 kwa Mikoa 23 inayofadhiliwa na programu ya UNICEF;
- (v) Kuratibu na kufanya Mkutano na Makatibu Tawala wa mikoa 8 na Halmashuri 29 kuhusu utekelezaji wa masuala ya ulinzi na usalama wa mtoto;

- (vi) Kufanya mafunzo kwa wataalam wa Ustawi wa Jamii namna ya kutoa huduma ya Kisaikolojia na kijamii katika Mamlaka za Serikali za Mitaa;
- (vii) Kuwajengea uwezo Maafisa Ustawi wa Jamii katika Ofisi za Wakuu wa Mikoa na Mamlaka za Serikali za Mitaa katika masuala ya ulinzi wa mtoto na ukatili kwa wanawake;
- (viii) Kujenga uelewa kwa Kamati ya Uongozi ya Ofisi ya Rais -TAMISEMI kuhusu masuala ya ulinzi wa mtoto na ukatili kwa wanawake;
- (ix) Kufanya usimamizi shirikishi wa utekelezaji wa masuala ya UKIMWI na mtoto kwa Mikoa inayofadhiliwa na Program ya UNICEF;
- (x) Kufanya kikao cha utekelezaji wa mradi wa M-mama;
- (xi) Kutoa mafunzo kwa kamati za RCCE (Risk Communication and Community Engagement) za Halmashauri na Mikoa;
- (xii) Kufanya Mkutano wa mwaka wa tathmini ya Utekelezaji wa mkataba wa lishe ngazi ya Taifa; na
- (xiii) Kufanya Mapitio ya Utekelezaji wa mkataba wa lishe ngazi ya Taifa kabla ya Mkutano

Mkuu wa tathmini ya utekelezaji wa lishe ngazi ya Taifa.

**Mradi wa Kuimarisha Huduma za Rufaa na Ubora wa Huduma za Afya ya Msingi Shilingi 44,895,193,483.00 (Fedha za Nje)**

223. **Mheshimiwa Spika**, katika Mwaka wa Fedha wa 2023/24, Mradi unaombewa kuidhinishiwa jumla ya Shilingi Bilioni 44.89 kwa ajili ya kutekeleza shughuli zifuatazo:-

- (i) Kufanya upembuzi yakinifu katika vituo vya kutolea huduma ya afya ya msingi ili kubainisha mahitaji ya ujenzi na ukarabati;
- (ii) Kutoa ajira ya mkataba kwa watumishi 300;
- (iii) Utoaji wa huduma ya rufaa kwa mama na mtoto; na
- (iv) Kufanya ufuatiliaji katika vituo vya kutolea huduma ya afya ya msingi.

**Mfuko wa Pamoja wa Afya Shilingi 1,644,564,000.00 (Fedha za Nje)**

224. **Mheshimiwa Spika**, katika Mwaka wa Fedha wa 2023/24, Mfuko wa Pamoja wa Afya unaombewa kuidhinishiwa jumla ya Shilingi Bilioni 1.64 kwa ajili ya kutekeleza shughuli zifuatazo: -

- (i) Kuandaa na kuendesha mafunzo kwa wajumbe 30 wa Timu ya Uendeshaji wa

Huduma za Afya ya Mkoa (RHMT) kuhusu namna ya kutathmini na kuandaa taarifa za utekelezaji wa Mpango Kabambe wa Afya wa Halmashauri (CCHP);

- (ii) Kuandaa mitaala kwa ajili ya mafunzo kwa wataalamu wa Radiologia;
- (iii) Kutoa mafunzo kwa wataalamu wa Radiologia kwa lengo la kuimarisha huduma za mionzi;
- (iv) kutoa mafunzo kwa wataalamu wa usingizi watakaopangiwa katika vituo vya kutolea huduma vinavyoendelea kujengwa;
- (v) Kuandaa, kuchambua na kuwasilisha taarifa ya mapato na matumizi ya robo mwaka kwenye ngazi ya Halmashauri pamoja na vituo vya kutolea huduma ya afyamsingi;
- (vi) Kufanya kikao cha pamoja cha robo mwaka cha kuboresha utendaji kati ya Ofisi ya Rais - TAMISEMI na Halmashauri 184;
- (vii) Kuimarisha utekelezaji wa shughuli za Mfuko wa Pamoja wa Afya katika ngazi za Mikoa na Halmashauri;
- (viii) Kufanya ufuatiliaji na tathmini wa shughuli za Mfuko wa Pamoja wa Afya katika ngazi zote za Ofisi ya Rais -TAMISEMI;

- (ix) Kufanya mkutano wa waganga wafawidhi, waganga wakuu, Makatibu Tawala Wasaidizi wa Afya, Lishe na Ustawi wa Jamii;
- (x) Kufanya ufuatiliaji, usimamizi na tathmini ya magonjwa ya mlipuko na majanga katika Ofisi za Wakuu wa Mikoa na Halmashauri;

**Mradi wa Kuimarisha Mifumo ya Utoaji wa Huduma za Chanjo Shilingi 200,000,000.00 - (Fedha za Nje)**

225. **Mheshimiwa Spika**, katika Mwaka wa Fedha wa 2023/24, Ofisi ya Rais – TAMISEMI inaomba kuidhinishiwa Shilingi Milioni 200 kupitia Progamu ya Kuimarisha Mifumo ya Utoaji wa Huduma za Chanjo (GAVI) kwa ajili ya kutekeleza kazi zifuatazo: -

- (i) Kuratibu na kusimamia huduma za chanjo katika ngazi ya Wizara, Mikoa 26, Halmashauri 184 pamoja na vituo vya kutolea huduma za afya;
- (ii) Kuongeza uwezo wa Halmashauri katika kutunza na kuhifadhi chanjo kwa kununua, kusambaza pamoja na kukarabati majokofu ya kuhifadhia chanjo; na
- (iii) Kuwezesha huduma za chanjo kufikia jamii kwa kutoa huduma za Mkoba na Kliniki tembezi.

**Programu ya Kuboresha Chakula na Lishe kwa ajili ya Kuboresha Afya kwa Watoto Wanaoishi Kwenye Mazingira Hatarishi Pamoja na Wanawake (WPP & NI) Shilingi 158,481,653.00 - (Fedha za Nje)**

226. **Mheshimiwa Spika**, katika Mwaka wa Fedha wa 2023/24, Program ya kuboresha chakula na Lishe, inaombewa kuidhinishiwa jumla ya Shilingi Milioni 158.48 kwa ajili ya kazi zifuatazo: -

- (i) Kuboresha huduma ya utoaji wa matone ya Vitamini kwa watoto kwenye Halmashauri 58 zilizoko katika Mikoa 12 ya Tanga, Pwani, Dar es Salaam, Lindi, Mtwara, Singida, Tabora, Shinyanga, Mwanza, Manyara, Katavi na Simiyu;
- (ii) Kuongeza madini joto kwenye chumvi inayozalishwa nchini (Universal Salt Iodization – USI); na
- (iii) Kuboresha afya na lishe ya Mama, Watoto wachanga na vijana balehe kwenye Halmashauri 58 zilizopo katika Mikoa 12.



**Programu ya Kuimarisha Mifumo ya Afya (UNFPA) Shilingi 654,282,900.00 (Fedha za Nje)**

227. *Mheshimiwa Spika*, katika Mwaka wa Fedha wa 2023/24, Programu ya Kuimarisha Mifumo ya Afya inaombewa kuidhinishwa jumla ya Shilingi Milioni 654.28 kwa ajili ya kutekeleza shughuli zifuatazo: -

- (i) Kufanya ufuatiliaji kwenye ujenzi na ukarabati wa miundombinu ya kutolea huduma za afya inayojengwa katika Mikoa ya mradi ambayo ni Mwanza, Geita, Shinyanga, Kagera, Simiyu, Dodoma, Kagera, Kigoma na Mara; na
- (ii) Kufanya mafunzo kuhusu matumizi ya dawa mbalimbali zinazotolewa katika mikoa inayotekeleza mradi.

**Mradi wa Udhibiti wa Magonjwa ya Mlipuko na Matukio Yenye Athari ya Usalama wa Afya ya Jamii (GHSA- CDC) Shilingi 3,750,703,692.00 (Fedha za Nje)**

228. *Mheshimiwa Spika*, katika Mwaka wa Fedha wa 2023/24, Mradi wa Udhibiti wa Magonjwa ya Mlipuko na Matukio yenye Athari ya Usalama wa Afya ya Jamii unaombewa kuidhinishwa jumla ya Shilingi Bilioni 3.75 kwa ajili ya kutekeleza shughuli zifuatazo: -

- (i) Kuratibu na Kufatilia magonjwa ya mlipuko katika Mikoa na Halmashauri;
- (ii) Kufanya usimamizi shirikishi wa shughuli za udhibiti wa magonjwa ya mlipuko na matukio yenye athari ya kiafya katika jamii; na
- (iii) Kuimarisha uendeshaji wa vituo vya uratibu wa dharura katika mikoa sita (6) ya Dar es Salaam, Mwanza, Kagera, Kigoma, Arusha na Kilimanjaro.

**Programu ya Mfuko wa Dunia wa Kupambana na UKIMWI, Kifua Kikuu na Malaria (Global Fund) Shilingi 8,708,942,818.00 (Fedha za Nje)**

229. ***Mheshimiwa Spika***, katika Mwaka wa Fedha wa 2023/24, Mfuko wa Dunia wa Kupambana na UKIMWI, Kifua Kikuu na Malaria unaombewa kuidhinishiwa jumla ya Shilingi Bilioni 8.70 kwa ajili ya kutekeleza shughuli zifuatazo: -

- (i) Kufanya mafunzo kazini na usimamizi shirikishi kwa shughuli za Mfuko wa Dunia wa kupambana na UKIMWI, Kifua kikuu na Malaria katika Ofisi za Wakuu wa Mikoa 26 na Mamlaka za Serikali za Mitaa 38 .
- (ii) Kufanya vikao 2 vya uratibu wa shughuli za Mfuko wa Dunia wa kupambana na UKIMWI, Kifua kikuu na Malaria

ikijumuisha waratibu wa mikoa wa UKIMWI na wadau mbalimbali;

- (iii) Kufanya usimamizi saidizi kwa kamati za afya za Mikoa na Halmashauri (RHMT&CHMT) katika utekelezaji wa Afua za UKIMWI;
- (iv) Kufanya ukaguzi wa fedha za Mfuko wa Dunia wa kupambana na Ukimwi, Kifua Kikuu na Malaria mara moja kwa mwaka katika Ofisi za Wakuu wa Mikoa 12 na Mamlaka za Serikali za Mitaa 38;
- (v) Kufanya usimamizi saidizi katika Mikoa 15 na Halmashauri 108 katika utekelezaji wa programu ya kifua kikuu;
- (vi) Kufanya ufuatiliaji na usimamizi shirikishi kuhusu afya ya jamii na ustawi wa jamii kwenye Halmashauri 42;
- (vii) Kufanya vikao na mafunzo kazini kwenye Halmashauri 109 kuhusu matumizi na usimamizi wa "force account" katika ukarabati na ujenzi wa vituo vya kutolea huduma za afya;
- (viii) Kuwezesha usimikaji wa miundombinu ya TEHAMA kwenye hospitali 33 za Wilaya kati ya 176;

- (ix) Kuwezesha Hospitali za Halmashauri 33 kufanya maboresho ya mfumo wa GoTHOMIS ili kuweza kukusanya taarifa za vifaa tiba;
- (x) Kufanya mafunzo kazini na usimamizi shirikishi kwa shughuli za Mfuko wa Dunia wa kupambana na UKIMWI, Kifua Kikuu na Malaria katika Ofisi za Wakuu wa Mikoza na Mamlaka za Serikali za Mitaa; na
- (xi) Kufanya ufuatiliaji wa mifumo ya taarifa za afya kwenye Mikoza na Halmashauri (GOTHOMIS, HRHIS, FFARS, HMIS, MVC-MIS).

## **E. MALENGO YA TAASISI ZILIZO CHINI YA OFISI YA RAIS - TAMISEMI**

### **Wakala ya Barabara za Vijijini na Mijini (TARURA)**

230. *Mheshimiwa Spika*, katika Mwaka wa Fedha wa 2023/24, Wakala ya Barabara za Vijijini na Mijini inaomba kuidhinishiwa Shilingi Bilioni 855.37 kwa ajili ya Matumizi ya Kawaida na Maendeleo. Kati ya fedha hizo, Shilingi Bilioni 37.35 ni kwa ajili ya Mishahara na Shilingi Bilioni 818.02 ni kwa ajili ya Miradi ya Maendeleo. Kati ya fedha za Maendeleo zinazoombwa Shilingi Bilioni 710.31 ni fedha za ndani na Shilingi Bilioni 107.71 ni fedha za nje.

231. **Mheshimiwa Spika**, Wakala ya Barabara za Vijijini na Mijini (TARURA) imepanga kutekeleza shughuli zifuatazo:-

- (i) Matengenezo ya barabara kilomita 21,109.7 kupitia Mfuko wa Barabara;
- (ii) Ujenzi wa kilomita 190.13 kwa kiwango cha lami, kilomita 5,986 za changarawe, madaraja 107, kalavati 185, mistari ya kalavati 949 na mifereji ya maji ya mvua kilomita 18.44 kupitia fedha za tozo ya Shilingi 100 ya mafuta ya dizeli na petroli; na
- (iii) Ujenzi wa kilomita 110.48 kwa kiwango cha lami, kilomita 2,663.97 za changarawe, madaraja 61, kalavati 132, mitaro ya maji ya mvua mita 9,696 na drifti mbili (2) kupitia fedha za Mfuko Mkuu wa Serikali.

232. **Mheshimiwa Spika**, TARURA kwa kushirikiana na Wadau wa Maendeleo imepanga kutekeleza miradi ifuatayo:-

- (i) Ujenzi wa barabara kupitia Mradi wa Barabara wa Kuongeza Fursa za Kiuchumi na Kijamii Nchini (RISE) ambapo barabara zenye urefu wa kilomita 33 zitajengwa kwa kiwango cha lami; usanifu wa miundombinu ya barabara kwa kiwango cha lami zenye urefu wa kilomita 159.05; usanifu wa vikwazo vya miundombinu ya barabara kwa

Mikoa 25; maandalizi ya kupata wataalam washauri na wakandarasi kwa ajili ya ujenzi wa miundombinu ya barabara; kuanza utekelezaji wa ujenzi wa miundombinu ya barabara katika Halmashauri 6 za mradi (Halmashauri ya Wilaya ya Mbogwe, Handeni, Iringa, Mufindi, Kilolo na Rungwe);

- (ii) Kulipia wa fidia kwa wananchi watakaopisha ujenzi wa mradi; ujenzi wa daraja, kingo katika Bonde la Mto Msimbazi na kupanda miti ya aina mbalimbali kwenye chanzo cha Mto Msimbazi ili kuzuia mmomonyoko kupitia Mradi wa Uendelezaji wa Bonde la Mto Msimbazi;
- (iii) Kuanza ujenzi wa miundombinu ya msingi ya miji 12 kati ya 45 kupitia Mradi wa Kuboresha Miundombinu Shindanishi katika Miji Tanzania (TACTIC) ambapo itahusisha ujenzi wa masoko, mitaro ya maji ya mvua, stendi za mabasi na maghala ya kuhifadha mazao; Kuendelea na usanifu wa miradi katika Miji 33 iliyobakia; na Kuandaa nyaraka mbalimbali za kimazingira; na
- (iv) Ujenzi wa barabara za kiwango cha lami zenye jumla ya urefu wa kilomita 43.82 katika Halmashauri za Wilaya za Wanging'ombe kilomita 19.3, Mbozi kilomita 11.01, Rungwe kilomita 6, Busokelo kilomita

6.41 na Kilolo kilomita 1.1 kupitia Mradi wa Agri-connect awamu ya pili unaofadhiliwa na Jumuiya ya Ulaya. Aidha, kuanzia Mwaka wa Fedha wa 2022/23 Mikataba yote ya ujenzi wa barabara kwa kiwango cha lami zinahusisha uwekaji wa taa za barabarani.

### **Wakala ya Mabasi Yaendayo Haraka katika Jiji la Dar es Salaam**

233. **Mheshimiwa Spika**, katika Mwaka wa Fedha wa 2023/24 Wakala ya Mabasi Yaendayo Haraka inaomba kuidhinishiwa Shilingi Bilioni 3.03 kwa ajili ya Matumizi ya Kawaida. Kati ya fedha hizo, Shilingi Bilioni 2.30 ni kwa ajili ya Mishahara na Shilingi Milioni 731.21 ni kwa Matumizi Mengineyo.

234. **Mheshimiwa Spika**, Wakala imepanga kutekeleza shughuli zifuatazo:-

- (i) Kuendelea kuongeza Mtandao wa Mabasi Yaendayo Haraka (BRT) katika Jiji la Dar es Salaam kwa kuendelea na Miundombinu ya Awamu ya Tatu itakayohusisha Barabara zenye urefu wa kilomita 20.6 za Nyerere (Gongolamboto - Posta kupitia Sokoine), Uhuru (Buguruni - Kariakoo Terminal kupitia Mtaa wa Shaurimoyo na Lindi) na Shaurimoyo (Nyerere - Lindi);

- (ii) Kukamilisha taratibu za ununuzi wa Mtoa Huduma za mabasi ya Awamu ya Kwanza na ya Pili;
- (iii) Kufanya ukarabati wa mara kwa mara wa miundombinu ya Mradi;
- (iv) Kuboresha usafi wa mazingira katika mtandao wa wakala ya Mabasi Yaendayo Haraka;
- (v) Kudumisha usalama kwa kuimarisha ulinzi katika Mtandao wa Wakala ya Mabasi Yaendayo Haraka (DART);
- (vi) Kuendelea na taratibu za kubadilisha mfumo wa uendeshaji na ulipaji wa Watoa Huduma kutoka kupokea tozo kupita katika mfumo wa DART (Access Fee) na kuanza kutumia utaratibu wa malipo ya umbali wa mabasi yatakayokuwa yanatembea (per km mode);
- (vii) Kukamilisha utengenezaji na usimikaji wa mfumo wa kielektroniki wa ukusanyaji nauli (Automated Fare Collection System-AFCS) wa Serikali unaosimamiwa na DART ambao utafungamanishwa na mfumo wa kuongozea Magari (Intelligent Transport System-ITS) ikiwa ni sehemu ya maboresho endelevu ya huduma hii kwa wananchi waishio mijini, na



pia kuondoa mianya ya upotevu wa mapato ya nauli kwenye mfumo;

- (viii) Kuendelea kubuni na kuongeza vyanzo vipya vya mapato yasiyotokana na nauli (*Non-Fare Tarriff Revenue*) ili kujenga uwezo wa kujitegemea kimapato na kuongeza uwezo wa Wakala kuwa endelevu katika utekelezaji wa majukumu yake; na
- (ix) Kuendelea kufanya mapitio ya Amri ya Uanzishwaji wa Wakala ya Mwaka 2006 (*Review DART Agency Establishment Order*).

## **Tume ya Utumishi wa Walimu (Fungu Namba 02)**

235. ***Mheshimiwa Spika***, katika Mwaka wa Fedha wa 2023/24, Tume ya Utumishi wa Walimu inaomba kuidhinishiwa Shilingi Bilioni 17.20 kwa ajili ya Matumizi ya Kawaida na Maendeleo. Kati ya fedha hizo, Shilingi Bilioni 8.81 ni kwa ajili ya Mishahara, Shilingi Bilioni 7.71 ni kwa ajili ya Matumizi Mengineyo na Shilingi Milioni 670 ni kwa ajili ya Miradi ya Maendeleo.

236. ***Mheshimiwa Spika***, Tume ya Utumishi wa Walimu imepanga kutekeleza shughuli zifuatazo:-

- (i) Kuendelea kusimamia Utumishi na maendeleo ya Walimu wa Shule za Msingi

na Sekondari waliopo katika Utumishi wa Umma;

- (ii) Kuendesha mashauri ya nidhamu kwa Walimu ngazi ya Wilaya;
- (iii) Kuendesha rufaa za Walimu waliokata rufaa ngazi ya Tume Makao Makuu;
- (iv) Kuwapandisha vyeo Walimu wenye sifa kwa wakati baada ya kupata vibali kutoka kwenye Mamlaka husika;
- (v) Kuwabadilisha vyeo Walimu baada ya kujiendeleza,
- (vi) Kuendeleza ujenzi wa jengo la Ofisi za Tume Makao Makuu;
- (vii) Kuimarisha mfumo wa Kielektroniki (Teachers Service Management Information System-TSC-MIS);
- (viii) Kuboresha mazingira ya kazi kwa wafanyakazi wa Tume na
- (ix) Kuongeza uelewa wa wadau kuhusu kazi na majukumu ya Tume ya Utumishi wa Walimu.

## **Chuo cha Serikali za Mitaa**

237. **Mheshimiwa Spika**, katika Mwaka wa Fedha wa 2023/24, Chuo cha Serikali za Mitaa Hombolo kinaomba kuidhinishiwa Shilingi Bilioni 6.37 kwa ajili ya Matumizi ya Kawaida. Kati ya fedha hizo, Shilingi Bilioni 6.02 ni kwa ajili ya Mishahara na Shilingi Milioni 349.30 ni kwa ajili ya Matumizi Mengineyo. Chuo cha Serikali za Mitaa kimepanga kutekeleza shughuli zifuatazo:

- (i) Kudahili wanafunzi wapya 9,500 kuanzia ngazi ya Astashahada hadi Shahada ya Kwanza;
- (ii) Kufanya tafiti na kutoa ushauri wa kitaalam katika masuala mbalimbali yahasuyo Mamlaka za Serikali za Mitaa;
- (iii) Kuendelea kutoa mafunzo ya kuwajengea uwezo Watumishi na Viongozi waliopo kwenye Mamlaka za Serikali za Mitaa pamoja na wadau kutoka maeneo mbalimbali;
- (iv) Kuhuisha na kuandaa mitaala ili kuendana na mahitaji ya sasa na ya baadaye;
- (v) Kuanzisha Kampasi ya Shinyanga, na
- (vi) Kuanza ujenzi wa jengo la Utawala Awamu ya Kwanza katika Chuo cha Serikali za Mitaa Hombolo.

## **Shirika la Elimu Kibaha**

238. **Mheshimiwa Spika**, katika Mwaka wa Fedha wa 2023/24, Shirika la Elimu Kibaha linaomba kuidhinishiwa Shilingi Bilioni 8.58 kwa ajili ya Matumizi ya Kawaida na Maendeleo. Kati ya fedha hizo, Shilingi Bilioni 7.88 ni kwa ajili ya Matumizi ya Kawaida ambapo Shilingi Bilioni 5.99 ni kwa ajili ya Mishahara na Shilingi Bilioni 1.89 ni kwa ajili ya Matumizi Mengineyo. Shilingi Milioni 700 ni kwa ajili ya Miradi ya Maendeleo ya ndani.

239. **Mheshimiwa Spika**, Shirika la Elimu Kibaha limepanga kutekeleza shughuli zifuatazo:-

- (i) Kuendelea kutoa Elimu Msingi kwa wanafunzi 2,703 na elimu ya Sekondari kwa wanafunzi 357;
- (ii) Kuandaa na kusimamia mfumo wa mafunzo kwa njia ya mtandao (*e-learning management system*) na kutoa Elimu ya Sekondari mubashara (*Live teaching*) kwa shule za sekondari Tanzania;
- (iii) Kuboresha utoaji wa elimu kwa wahudumu wa afya 572 katika fani ya utabibu na uuguzi kupitia Chuo cha Afya na Sayansi Shirikishi Kibaha (KCOHAS), sambamba na kutoa elimu ya afya dhidi ya magonjwa yasiyoambukiza kwa wananchi 500;

- (iv) Kutoa elimu na mafunzo ya stadi mbalimbali za ujuzi na ubunifu katika fani kwa vijana 400 kwa kozi za muda mrefu na wananchi 1,000 kwa kozi za muda mfupi kwa mafunzo ya ana kwa ana na kwa njia ya mtandao (*e-learning*);
- (v) Kuendelea na ukarabati wa Chuo cha Maendeleo ya Wananchi Kibaha sambamba; na
- (vi) Kuboresha miundombinu ya mashamba darasa ya kilimo na mifugo.

### **Shirika la Masoko ya Kariakoo**

240. **Mheshimiwa Spika**, katika Mwaka wa Fedha wa 2023/24, Shirika la Masoko ya Kariakoo inaomba kuidhinishiwa Shilingi Bilioni 1.68 kwa ajili ya Matumizi ya Kawaida. Kati ya fedha hizo Shilingi Milioni 747.54 ni kwa ajili ya Mishahara na Shilingi Milioni 938.44 ni kwa ajili ya Matumizi Mengineyo. Shirika litaendelea na ujenzi wa soko jipya na ukarabati wa soko lililoungua unaotarajiwa kukamilika Oktoba, 2023. Aidha, Shirika litaandaa Mpango wa Uwekezaji katika maeneo yanayomilikiwa na Shirika yaliyopo Mbezi Beach Makonde katika Halmashauri ya Manispaa ya Kinondoni na Tabata Bima katika Halmashauri ya Jiji la Dar es Salaam.

## **Bodi ya Mikopo ya Serikali za Mitaa**

241. **Mheshimiwa Spika**, katika Mwaka wa Fedha wa 2023/24 Bodi ya Mikopo ya Serikali za Mitaa inaomba kuidhinishiwa Shilingi Milioni 365.04 kwa ajili ya Matumizi Mengineyo. Bodi itatekeleza shughuli zifuatazo:-

- (i) Kukusanya marejesho ya Mikopo, makusanyo ya Michango kutoka kwenye Halmashauri na mapato mengine ya ndani ambapo kiasi cha Shilingi Bilioni 4.13 kinatarajiwa kukusanywa;
- (ii) Kutoa Mikopo kwa Halmashauri yenye thamani ya Shilingi Bilioni 3.96 kwa ajili ya kutekeleza miradi ya maendeleo;
- (iii) Kukamilisha Maboresho ya Muundo wa Bodi ili kuiwezesha Bodi kutekeleza majukumu yake ya msingi kwa mujibu wa Sheria;
- (iv) Kukamilisha Marekebisho ya Sheria iliyoanzisha Bodi ili iendane na mabadiliko ya kiseri na kiuchumi na mahitaji ya Halmashauri zetu;
- (v) Kuendelea kutoa huduma ya kitaalam ya kuandaa maandiko ya miradi katika Halmashauri; na
- (vi) Kuendelea kuwajengea uwezo watumishi wa Bodi kuhusu uchambuzi wa maandiko ya

miradi, utoaji na usimamizi wa mikopo na ufuatiliaji wa mikopo.

**F. MAMBO YA KUZINGATIA KATIKA UTEKELEZAJI WA MPANGO NA BAJETI WA OFISI YA RAIS - TAWALA ZA MIKOA NA MAMLAKA ZA SERIKALI ZA MITAA KATIKA MWAKA WA FEDHA WA 2023/24**

242. *Mheshimiwa Spika*, katika utekelezaji wa mpango na bajeti ya Mwaka wa Fedha wa 2023/24, Ofisi ya Rais - TAMISEMI itazingatia mambo yafuatayo: -

**Mapato ya Ndani**

243. *Mheshimiwa Spika*, katika Mwaka wa Fedha wa 2023/24 Ofisi za Wakuu wa Mikoa, Halmashauri na Taasisi zilizo chini ya Ofisi ya Rais - TAMISEMI zimepanga kukusanya maduhuli na mapato ya ndani yenye jumla ya Shilingi Trilioni 1.19. Kati ya fedha hizo, Shilingi Bilioni 55.14 zimepangwa kukusanywa na Taasisi zilizo chini ya Ofisi ya Rais - TAMISEMI, Shilingi Milioni 261.89 zitakusanywa na Ofisi za Wakuu wa Mikoa na Shilingi Trilioni 1.14 zitakusanywa na Halmashauri.

244. *Mheshimiwa Spika*, kwa makusanyo ya Halmashauri, Shilingi Bilioni 689.46 ni kwa ajili ya Matumizi Mengineyo na Shilingi Bilioni 454.41

ni kwa ajili ya Miradi ya Maendeleo. Mgawanyo huu, unatokana na madaraja ya Halmashauri ya kuchangia shughuli za maendeleo kutokana na mapato ya ndani kwa asilimia 70, 60, 40 na 20 (*Kiambatisho Namba 11*).

## **Sekta ya Elimu**

- (i) Kuendelea kugharamia elimu bila ada kwa shule za msingi na sekondari ambapo Shilingi Bilioni 399.64 zimetengwa. Kati ya fedha hizo Shilingi Bilioni 157.79 zimetengwa kwa ajili ya shule za msingi na Shilingi Bilioni 241.85 zimetengwa kwa ajili ya shule za sekondari. Bajeti hiyo ni sawa na ongezeko la Shilingi Bilioni 53.15 sawa na asilimia 15.34 ikilinganishwa na bajeti ya Shilingi Bilioni 346.49 iliyoidhinishwa katika Mwaka wa Fedha wa 2022/23, ongezeko hili linatokana na wanafunzi wa kidato cha tano na sita kujumuishwa katika Mpango wa Elimu Bila Ada (*Kiambatisho Namba 13*);
- (ii) Kuendelea na mpango wa ujenzi wa matundu ya vyoo katika vituo shikizi ambapo Shilingi Bilioni 5.74 zimetengwa kwa ajili ya ujenzi wa matundu 5,218 ya vyoo. Aidha, zimetengwa Shilingi Bilioni 5.52 kwa ajili ya ujenzi wa matundu 5,020 ya vyoo kwa kidato cha tano na sita kwa shule za sekondari (*Kiambatisho Namba 14*);



- (iii) Ujenzi wa mabweni 61 ya wanafunzi wenye mahitaji maalum ambapo Shilingi Bilioni 7.86 zimetengwa. Aidha, zimetengwa Shilingi Bilioni 2.58 kwa ajili ya kuendelea na ujenzi wa uzio wa mabweni ya wanafunzi wenye mahitaji maalum (*Kiambatisho Namba 14*);
- (iv) Ujenzi wa vyumba vya madarasa kwa kidato cha tano na sita kwa shule za sekondari ambapo Shilingi Bilioni 47.89 zimetengwa (*Kiambatisho Namba 14*);
- (v) Kuendelea na mpango wa ukarabati wa shule kongwe za msingi na sekondari ambapo Shilingi Bilioni 37.49 zimetengwa. Kati ya fedha hizo Shilingi Bilioni 33.12 ni kwa ajili ya ukarabati wa shule kongwe 184 za msingi na Shilingi Bilioni 4.37 ni kwa ajili ya ukarabati wa shule kongwe za sekondari (*Kiambatisho Namba 15*);
- (vi) Usimamizi wa mitihani ambapo Shilingi Bilioni 243.61 zimetengwa (*Kiambatisho Namba 16*).

### **Sekta ya Afya**

- (i) Kuendelea na ujenzi wa hospitali 41 za Halmashauri ambapo Shilingi Bilioni 30.29 zimetengwa (*Kiambatisho Namba 17*);
- (ii) Kuendelea na mpango wa ukarabati wa hospitali kongwe za Halmashauri 31 ambapo

Shilingi Bilioni 27.9 zimetengwa  
(*Kiambatisho Namba 17*);

- (iii) Ujenzi wa vituo vya afya 16 na ukamilishaji wa vituo vya afya 6 ambapo Shilingi Bilioni 9.54 zimetengwa (*Kiambatisho Namba 17*);
- (iv) Kuendelea na mpango wa ukamilishaji wa zahanati 376 katika Halmashauri ambapo Shilingi Bilioni 18.80 zimetengwa (*Kiambatisho Namba 17*), na
- (v) Ununuzi wa vifaa na vifaa tiba katika hospitali za Halmashauri, vituo vya afya na zahanati, ambapo Shilingi Bilioni 116.92 zimetengwa. Kati ya fedha hizo Shilingi Bilioni 15.50 zitatumika kununua vifaa na vifaa tiba katika hospitali 31, Shilingi Bilioni 83.07 kwa ajili ya vituo vya afya 278 na Shilingi Bilioni 18.35 kwa ajili ya zahanati 364 (*Kiambatisho Namba 18*).

### **Majengo ya Utawala na Nyumba za Viongozi**

- (i) Ujenzi, ukamilishaji na ukarabati Ofisi za Wakuu wa Mkoa 16 ambapo Shilingi Bilioni 7.84 zimetengwa;
- (ii) Ujenzi, ukamilishaji na ukarabati wa Ofisi za Wakuu wa Wilaya 28 ambapo Shilingi Bilioni 8.93 zimetengwa;

- (iii) Ujenzi, ukamilishaji na ukarabati wa Ikulu Ndogo 8 ambapo Shilingi Bilioni 1.61 zimetengwa;
- (iv) Ujenzi, ukamilishaji na ukarabati wa nyumba 11 za Wakuu wa Mikoa ambapo Shilingi Bilioni 1.52 zimetengwa;
- (v) Ujenzi, ukamilishaji na ukarabati wa nyumba 4 za Makatibu Tawala wa Mikoa ambapo Shilingi Milioni 723.72 zimetengwa;
- (vi) Ujenzi, ukamilishaji na ukarabati wa nyumba za Maafisa Tarafa 7 kwa gharama ya Shilingi Milioni 560;
- (vii) Ujenzi, ukamilishaji na ukarabati wa nyumba za Makatibu Tawala Wasaidizi wa Mikoa 13 ambapo Shilingi Bilioni 1.44 zimetengwa;
- (viii) Ujenzi, ukamilishaji na ukarabati wa nyumba za Makatibu Tawala wa Wilaya 4 ambapo Shilingi Milioni 435, zimetengwa;
- (ix) Ujenzi, ukamilishaji na ukarabati wa nyumba za Wakuu wa Wilaya 16 ambapo Shilingi Bilioni 2.56 zimetengwa; na

- (x) Ujenzi, ukamilishaji na ukarabati wa Ofisi za Maafisa Tarafa 31 ambapo Shilingi Bilioni 3.24 zimetengwa.

### **Majengo ya Utawala ya Halmashauri**

245. **Mheshimiwa Spika**, katika Mwaka wa Fedha wa 2023/24, Ofisi ya Rais -TAMISEMI imetengewa Shilingi Bilioni 49.32 kwa ajili ya kuendelea na ujenzi wa majengo ya utawala katika Halmashauri 71. Aidha, Shilingi Bilioni 14.70 zimetengwa kwa ajili ya ununuzi wa samani za majengo ya utawala katika Halmashauri 50 (*Kiambatisho Namba 19*).

### **Nyumba za Wakurugenzi na Nyumba za Wakuu wa Idara katika Mamlaka za Serikali za Mitaa**

246. **Mheshimiwa Spika**, katika Mwaka wa Fedha wa 2023/24, Ofisi ya Rais -TAMISEMI imetengewa Shilingi Bilioni 15.25 kwa ajili ya ujenzi wa nyumba za makazi kwa ajili ya Wakurugenzi Watendaji wa Halmashauri na Wakuu wa Idara. Kati ya fedha hizo, Shilingi Bilioni 6.63 ni kwa ajili ya nyumba 35 za Wakurugenzi wa Halmashauri na Shilingi Bilioni 8.62 ni kwa ajili ya nyumba 25 za Wakuu wa Idara (*Kiambatisho Namba 19*).

## **Miradi ya Kimkakati**

247. **Mheshimiwa Spika**, katika Mwaka wa Fedha wa 2023/24, Ofisi ya Rais -TAMISEMI imetengewa Shilingi Bilioni 26.98 kwa ajili ya kuendelea na utekelezaji wa miradi 18 ya kimkakati katika Halmashauri. Aidha, Ofisi ya Rais – TAMISEMI kwa kushirikiana na Wizara ya Fedha na Mipango inaboresha vigezo vya upatikanaji wa fedha za utekelezaji wa miradi hiyo kwa Halmashauri (*Kiambatisho Namba 20*).

## **Ununuzi wa Boti**

248. **Mheshimiwa Spika**, katika Mwaka wa Fedha wa 2023/24, Ofisi ya Rais -TAMISEMI imetengewa Shilingi Bilioni 1.5 kwa ajili ya ununuzi wa boti 4 katika Halmashauri za Wilaya za Ludewa, Buchosa, Nyasa na Sumbawanga ili kuimarisha doria, ulinzi na ukusanyaji wa mapato ya ndani katika Halmashauri hizo.

## **Ununuzi wa Magari**

249. **Mheshimiwa Spika**, katika Mwaka wa Fedha wa 2023/24, Ofisi ya Rais -TAMISEMI imetengewa Shilingi Bilioni 16.58 kwa ajili ya ununuzi wa magari 81 katika Ofisi za Wakuu wa Mikoa. Kati ya magari hayo, magari 5 ni ya Wakuu wa Mikoa, magari 2 ni ya Makatibu Tawala wa Mikoa na magari 74 ni ya Wakuu wa Wilaya.

## **Mfuko wa Kuchochea Maendeleo ya Jimbo**

250. **Mheshimiwa Spika**, katika Mwaka wa Fedha wa 2023/24, Ofisi ya Rais -TAMISEMI imetengewa Shilingi Bilioni 15.99 kwa ajili ya kuchochea maendeleo katika majimbo 214 ya Tanzania Bara.

## **Uendelezaji wa Vijiji na Miji**

251. **Mheshimiwa Spika**, katika Mwaka wa Fedha wa 2023/24, Ofisi ya Rais – TAMISEMI kwa kushirikiana na Wadau mbalimbali itaziimarisha taasisi za kijamii kwenye ngazi za msingi ziwe utangamano ili zilete tija na kuinua ustawi wa jamii kwa utaratibu maalum utakao kuwa jumuishi. Lengo ni kuleta mageuzi (*transformation*) yatakayo kuwa na tija katika Uendelezaji wa Vijiji nchini. Mambo yatayozingatiwa ni utangamano katika maendeleo ya Vijiji na Miji ikiwemo Miji Midogo Inayochipukia; Kuimarisha taasisi za kijamii kwenye ngazi za msingi katika kujenga Uchumi Mahalia; Aidha, kuimarisha ufikishaji sawia wa huduma za umma kwa wananchi walio wengi; Utunzaji wa mazingira na kuendeleza biashara ya Hewa Ukaa kwenye Vijiji. Pia kujenga uwezo na kuratibu utunzaji na matumizi ya raslimali; utalii na mila asilia (*Cultural Values*) zilizoko Vijijini; Vilevile, kuimarisha Hatimiliki kwa usawa wa kijinsia na; Kusimamia uendelezaji wa Mipango Kabambe na Upangaji wa Matumizi ya

Ardhi Vijijini pamoja na kusimamia vyema mipango ya uchumi ya Halmashauri.

252. **Mheshimiwa Spika**, katika Mwaka wa Fedha wa 2023/24, Ofisi ya Rais – TAMISEMI itaendelea na utekelezaji wa Uanzishwaji, Upangaji na Uendelezaji wa Jiji la Kibiashara na Uwekezaji Kwala, Mkoa wa Pwani kwa kushirikiana na Ofisi ya Rais – Ikulu; Ofisi ya Makamu wa Rais – Mazingira na Wizara za Kisekta, ikiwemo Wizara ya Ujenzi na Uchukuzi – Uchukuzi; Wizara ya Ardhi, Nyumba na Maendeleo ya Makazi; Wizara ya Habari, Mawasiliano na Teknolojia ya Habari; Wizara ya Maji; Wizara ya Nishati; na Wizara inayohusu Uwekezaji, Viwanda na Biashara; Wizara ya Mifugo na Uvuvi na Ofisi ya Mkuu wa Mkoa wa Pwani; Halmashauri za Wilaya za Kibaha, Chalinze na Kisarawe pamoja na Taasisi nyingine za umma na Sekta Binafsi. Eneo la Mpango lina ukubwa wa hekta 130,831 na limetangazwa kwenye Gazeti la Serikali Namba 633 la tarehe 28 Oktoba, 2022. Mpango Kabambe Jumuishi wa Jiji hilo wa Mwaka 2022 – 2050 utaendelea kukamilishwa na unajumuisha Vijiji 30 vya Halmashauri za Wilaya ya Kibaha (16), Chalinze (9) na Kisarawe (5).

## **Uendelezaji wa Ardhi**

253. **Mheshimiwa Spika**, Ofisi ya Rais - TAMISEMI kwa kushirikiana na Wizara za Kisekta, Taasisi na wadau wengine inatekeleza Mradi wa Kupanga, Kupima na Kumilikisha Ardhi (KKK) katika Mamlaka za Serikali za Mitaa ambapo Halmashauri 55 zilipata mkopo wa jumla ya Shilingi Bilioni 49.47. Mradi wa KKK ambao unalenga kuboresha utoaji wa huduma za ardhi umeleta mafanikio makubwa ya kuwezesha kupima jumla ya viwanja 232,537 sawa na asilimia 91.73 kati ya lengo la viwanja 253,500 na hivyo kusaidia kupunguza tatizo la uendelezaji holela wa ardhi kwenye maeneo ya miji husika. Hadi Februari 2023, jumla ya Shilingi Bilioni 16.75 sawa na asilimia 33.85 ya fedha zilizotolewa zimerejeshwa.

254. **Mheshimiwa Spika**, vilevile, Ofisi ya Rais - TAMISEMI imeendelea kuimarisha usimamizi wa mipaka ya maeneo ya utawala ya Mikoa, Wilaya, Halmashauri, Tarafa, Kata, Mitaa, Vijiji na Vitongoji sanjari na kuboresha utoaji wa huduma za umma kwenye maeneo hayo. Aidha, kwa kushirikiana na wadau na wananchi wa maeneo husika jumla ya migogoro 162 kati ya 257 ya mipaka, fidia na ardhi ilipatiwa ufumbuzi na mingine iko katika hatua mbalimbali za kutatuliwa. Aidha, namshukuru Mheshimiwa Waziri Mkuu kwa maelekezo na ushauri wake



ambayo yaliwezesha kuwa na maeneo sahihi ya kuhesabu na kufanyika kwa Sensa ya Watu na Makazi mwezi Agosti 2022 kwa ufanisi mkubwa. Vilevile, Ofisi imeanza kufanya maandalizi ya kuhakiki Mipaka ya Maeneo ya Utawala kuelekea Uchaguzi wa Serikali za Mitaa unaotarajia kufanyika Mwezi Oktoba 2024.

255. **Mheshimiwa Spika**, kuimarika kwa masuala ya usimamizi wa ardhi kutawezesha kujumuisha wadau na taasisi za kijamii kwenye ngazi ya msingi na hivyo kuleta utangamano, uwiano wa maendeleo baina ya maeneo ya mijini na vijijini na pia kuongeza tija katika kuinua ustawi wa jamii hasa zenye mazingira magumu sambamba na kusimamia vyema Mipango ya Uchumi ya Halmashauri.

256. **Mheshimiwa Spika**, katika Mwaka wa Fedha wa 2023/24 Ofisi ya Rais TAMISEMI itaimarisha shughuli za ufuatiliaji, tathmini na ujifunzaji pamoja na ukaguzi na ufuatiliaji wa fedha katika Mikoa na Serikali za Mitaa. Hii ni kutokana na uundwaji wa idara ya Usimamizi, Ufuatiliaji na Ukaguzi (MMI) katika Ofisi za Wakuu wa Mikoa ikiwa ni pamoja na ongezeko la fedha za ufuatiliaji na tathmini kutoka shilingi Bilioni 3 hadi Shilingi Bilioni 9.46 zilizotengwa katika Mwaka wa Fedha wa 2023/24. Uboreshaji huu utasaidia ukamilishaji wa Miradi kwa

thamani ya fedha, kuimarisha matumizi ya fedha na kuchukua hatua za haraka katika maeneo ya miradi ambayo haijatekelezwa vizuri. Aidha, kufuatia uanzishwaji wa idara ya Uwekezaji, Viwanda na Biashara katika ofisi za Wakuu wa Mikoa na Mamlaka za Serikali za Mitaa utaimarisha shughuli za uwekezaji, viwanda na biashara katika mamlaka za serikali za mitaa. Itasaidia kutenga maeneo ya uwekezaji, viwanda na biashara na hivyo kurahisha upatikanaji wa maeneo hayo.

## **Maelekezo Mahususi**

**257. Mheshimiwa Spika,** napenda kuchukua fursa hii kupitia Bunge lako Tukufu kutoa Maelekezo kwa Mikoa na Mamlaka za Serikali za Mitaa kuhusu mambo yafuatayo:-

- (i) Wakuu wa Mikoa kusimamia Miradi inayotekelezwa na Ofisi za Wakuu wa Mikoa na Mamlaka za Serikali za Mitaa ili iweze kukamilika kwa wakati hususan baada ya ofisi hizi kuongezewa Bajeti pamoja na magari 26 kwa ajili ya Ufuatuliaji, Usimamizi na Ujifunzaji katika mikoa yote;
- (ii) Mamlaka za Serikali za Mitaa kuviwezesha Vitengo vya ukaguzi wa ndani kwa kuvipatia vitendea kazi na bajeti kupitia mapato ya ndani. Aidha, Halmashauri zenye mapato makubwa yasiyolindwa kuanzia shilingi

Bilioni 5 na kuendelea wahakikishe wananunua magari kwa ajili ya vitengo hivyo;

- (iii) Mamlaka za Serikali za Mitaa kuendelea kuziwezesha Ofisi za Kata kwa kuziwekea Bajeti ili ziweze kusimamia ngazi za msingi za Halmashauri katika kusimamia shughuli za Serikali katika maeneo yao;
- (iv) Ofisi za Wakuu wa Mikoa zifanye usimamizi maalum wa Miradi inayokamilishwa na fedha zilizovuka mwaka kwa kuzingatia muda uliowekwa kisheria na Sheria ya Bajeti Sura ya 439;
- (v) Uidhinishwaji wa Mpango wa Miradi inayotekelezwa na fedha za uwajibikaji wa makampuni utafanywa na Ofisi ya Rais TAMISEMI kwa kushirikiana na Wizara ya Fedha na Mipango kabla ya miradi hiyo kuanza kutekelezwa;
- (vi) Ofisi za Wakuu wa Mikoa zinaelekezwa kusimamia na kuhakikisha Mamlaka za Serikali za Mitaa zinatenga na kutekeleza Miradi ya Maendeleo kupitia mapato ya ndani kulingana na ngazi za asilimia 70,60,40 na 20 kama ilivyoelekezwa kwenye mwongozo wa Mpango na Bajeti;

- (vii) Halmashauri zote zilizopewa mkopo wa Kupanga, Kupima na Kumilikisha Ardhi zifanye marejesho ya fedha hizo kabla au ifikapo tarehe 31 Oktoba, 2023. Aidha, Fedha zinazopatikana kupitia mradi wa KKK zisiwe sehemu ya mapato ya ndani ya Halmashauri bali iwe ni miradi inayojitegemea na zirejeshwe katika utekelezaji na uendelezaji wa mradi huo;
- (viii) Mamlaka za Serikali za Mitaa zisifanye mabadiliko ya miradi iliyopangwa kutekelezwa bila ya kupewa idhini na Ofisi ya Rais TAMISEMI kupitia Ofisi za Wakuu wa Mikoa;
- (ix) Ofisi za Wakuu wa Mikoa zihakikishe zinaratibu uombaji wa fedha za utekelezaji wa Mpango na Bajeti katika Halmashauri kulingana na Waraka wa Hazina wa utekelezaji wa Bajeti unaotolewa kila mwaka ili kuwa na muda wa kutosha wa kutekeleza miradi ya maendeleo;
- (x) Ofisi za Wakuu wa Mikoa kufuatilia utekelezaji wa Maagizo ya Viongozi Wakuu wa Serikali na Chama katika maeneo yao ya utawala hususani maelekezo ya Rais wa Jamhuri ya Muungano wa Tanzania, Makamu wa Rais wa Jamhuri ya Muungano wa Tanzania, Makamu Mwenyekiti wa Chama cha Mapinduzi Tanzania Bara,

Waziri Mkuu wa Jamhuri ya Muungano wa Tanzania. Aidha, msistizo unatolewa kuwa kila mkoa na Halmashauri ziwe na Kanzidata ya Maelekezo yaliyotolewa katika kipindi cha mwaka 2020, 2021, 2022 na 2023 katika mikoa pamoja na taarifa za utekelezaji;

- (xi) Ofisi za Wakuu wa Mikoa kuratibu, Kusimamia na kujibu Hoja za Mkaguzi Mkuu wa Ndani na Mdhibiti na Mkaguzi Mkuu wa Hesabu za Serikali alizozitoa Katika Mamlaka za Serikali za Mitaa;
- (xii) Ofisi za Wakuu wa Mikoa kufanya tathmini na kufanya masawazo wa watumishi katika Mamlaka za Serikali za Mitaa ili kuleta uwiano katika utoaji wa huduma za jamii katika Halmshauri Moja na nyingine. Aidha, watumishi wanaozidi katika baadhi ya maeneo hususan katika vituo vya kutolea huduma katika miji wapelekwe katika maeneo ya pembezoni. Vilevile Halmashauri zitoe motisha kwa watumishi wanaoanza kazi katika vituo vya pembezoni ikiwa ni pamoja na vifaa vya kuanzia kazi;
- (xiii) Ofisi za Wakuu wa Mikoa zisimamie Mamlaka za Serikali za Mitaa katika kuendeleza na kuendesha Miji midogo inayochipukia sambamba na maendeleo ya Vijiji; na

(xiv) Ofisi za Wakuu wa Mikoa zisimamie ukusanyaji wa mapato ya ndani ya Halmashauri kwa kuhimiza matumizi ya mfumo wa Kielektroniki wa ukusanyaji wa mapato na utoaji wa taarifa ili kufikia malengo yaliyowekwa katika Mpango na Bajeti.

## **G. SHUKRANI**

258. **Mheshimiwa Spika**, kabla ya kuhitimisha Hotuba yangu, kwa heshima na unyenyekevu mkubwa ninamshukuru Mheshimiwa Dkt. Samia Suluhu Hassan Rais wa Jamhuri ya Muungano wa Tanzania, kwa kuniamini na kunitewa kuwa Mbunge na Waziri wa Nchi - Ofisi ya Rais (TAMISEMI). Ninamuahidi kuwa nitaendelea kutimiza wajibu wangu kwa weledi katika kuisimamia Ofisi ya Rais-TAMISEMI kwa nguvu zangu zote.

259. **Mheshimiwa Spika**, naomba kukushukuru wewe binafsi Mheshimiwa Spika, Naibu Spika wa Bunge la Jamhuri ya Muungano wa Tanzania na Wenyeviti wa Bunge kwa uongozi imara katika kutekeleza shughuli za Bunge. Aidha, naishukuru Kamati ya Kudumu ya Bunge ya Tawala za Mikoa na Serikali za Mitaa (TAMISEMI) inayoongozwa na Mheshimiwa Denis Lazaro Londo, Mbunge wa Jimbo la Mikumi na Makamu Mwenyekiti wa Kamati ya kudumu ya Bunge ya Tawala za Mikoa

na Serikali za Mitaa Mheshimiwa Justin Lazaro Nyamoga, Mbunge wa Jimbo la Kilolo na wajumbe wote wa kamati kwa kazi nzuri ya kusimamia utendaji wa Ofisi ya Rais – TAMISEMI, Taasisi zilizo chini ya Ofisi ya Rais – TAMISEMI, Mikoa na Mamlaka za Serikali za Mitaa.

260. **Mheshimiwa Spika**, maoni na ushauri wa Kamati umesaidia sana kuleta mageuzi makubwa yaliyotokea katika utekelezaji wa miradi ya maendeleo na utoaji wa huduma bora katika Tawala za Mikoa na Mamlaka za Serikali za Mitaa.

261. **Mheshimiwa Spika**, napenda pia kumshukuru Mheshimiwa Daniel Barran Sillo, Mwenyekiti wa Kamati ya Kudumu ya Bunge ya Bajeti, Mheshimiwa Omary Mohammed Kigua, Makamu Mwenyekiti wa Kamati na wajumbe wa Kamati kwa maoni, maagizo na maelekezo mengine ambayo wanaendelea kutuelekeza kuhusu utekelezaji wa Mipango na Bajeti.

262. **Mheshimiwa Spika**, kipekee ninaishukuru Kamati ya Kudumu ya Bunge ya Hesabu za Serikali za Mitaa (LAAC) inayoongozwa na Mheshimiwa Halima James Mdee, Mbunge wa Viti Maalum na Mwenyekiti wa Kamati, Mheshimiwa Stanslaus Shing'oma Mabula, Mbunge wa Jimbo la Nyamagana na Makamu Mwenyekiti wa Kamati na wajumbe wote wa Kamati kwa maoni, maelekezo na maagizo yao katika uboreshaji wa

usimamizi wa fedha katika Mamlaka za Serikali za Mitaa. Aidha, ninamshukuru Mheshimiwa Dkt. Jasson Samson Rweikiza, Mbunge wa Jimbo la Bukoba Vijijini na Mwenyekiti wa Kamati ya Sheria Ndogo za Bunge, Makamu Mwenyekiti Mheshimiwa Kilumbe Shabani Ng'enda, Mbunge wa Jimbo la Kigoma Mjini na Wajumbe wa Kamati kwa ushauri, maelekezo na maoni yao katika utungaji wa Sheria Ndogo za Halmashauri.

263. **Mheshimiwa Spika**, Ofisi ya Rais - TAMISEMI inatambua na kuthamini mchango mkubwa wa Wadau wa Maendeleo katika utekelezaji wa Programu, Miradi na shughuli mbalimbali za Ofisi ya Rais - TAMISEMI, Ofisi za Wakuu wa Mikoa, Ofisi za Wakuu wa Wilaya na Mamlaka za Serikali za Mitaa. Washirika hawa ni pamoja na Benki ya Dunia (WB), Shirika la Maendeleo la Umoja wa Mataifa (UNDP), Shirika la Afya Duniani (WHO), Shirika la Ushirikiano wa Kimataifa la Japan (JICA), Jumuiya ya Ulaya (EU), Shirika la Maendeleo la Ufaransa (FAD), Shirika la Maendeleo la Uingereza (Foreign, Commonwealth and Development Office-FCDO), Shirika la Maendeleo la Marekani (USAID), Shirika la Maendeleo la Ujerumani (GIZ), Shirika la Umoja wa Mataifa la Kuhudumia Watoto (UNICEF), Shirika la Umoja wa Mataifa la Idadi ya Watu (UNFPA), Shirika la Kuleta Mapinduzi ya Kijani Afrika (AGRA) na Nchi zinazochangia kupitia Mfuko wa Pamoja wa Afya ambazo ni Denmark,



Ireland, Jamhuri ya Korea (KOICA), Shirika la Maendeleo (SIDA), Global Partnership for Education - (GPE), Switzerland na Shirika la Umoja wa Mataifa la Mitaji ya Maendeleo (UNCDF) na Makampuni ya Migodi ya Geita Gold Mines (GGM) na Twiga - Barrick Tanzania, Benki za NMB na CRDB.

264. **Mheshimiwa Spika**, Ofisi ya Rais - TAMISEMI inatambua na kuthamini mchango mkubwa wa Taasisi za Kidini, Taasisi za Kifedha, Asasi za Kiraia, Mashirika Yasiyo ya Kiserikali na Makampuni mbalimbali kwa mchango wao wanaoutoa kwa Serikali.

265. **Mheshimiwa Spika**, Ofisi ya Rais - TAMISEMI itaendelea kushirikiana na Wadau wa Maendeleo katika utekelezaji wa shughuli za kiuchumi na kijamii ili kuboresha utoaji wa huduma na kupunguza umaskini. Aidha, ninawashukuru wananchi kwa mchango mkubwa katika utekelezaji wa Miradi na Programu mbalimbali kwenye Mamlaka za Serikali za Mitaa.

266. **Mheshimiwa Spika**, napenda kutambua mchango wa Viongozi wenzangu katika kufanikisha utekelezaji wa majukumu ya Ofisi ya Rais-TAMISEMI. Kipekee, ninawashukuru sana Naibu Mawaziri, Mheshimiwa Dkt. Festo John Dugange, Mbunge wa Jimbo la Wanging'ombe na

Mheshimiwa Deogratius John Ndejemi, Mbunge wa Jimbo la Chamwino kwa usaidizi na ushirikiano mkubwa wanaotoa kwangu katika kutekeleza majukumu ya Ofisi ya Rais – TAMISEMI, Ofisi za Wakuu wa Mikoa na Mamlaka za Serikali za Mitaa.

267. **Mheshimiwa Spika**, ninamshukuru pia Katibu Mkuu, Ndg. Adolf Hyasinth Ndunguru na Naibu Makatibu Wakuu Dkt. Charles Enock Msonde, Dkt. Wilson Charles Mahera na Ndg. Sospeter Mambile Mtwale kwa mchango wao mkubwa katika kufanikisha maandalizi ya Mpango na Bajeti na usimamizi wa utekelezaji wa majukumu ya Ofisi ya Rais - TAMISEMI. Aidha, ninamshukuru Bi. Paulina Mbena Nkwama Katibu wa Tume ya Utumishi wa Walimu kwa kusimamia vyema Tume ya Utumishi wa Walimu. Ninawashukuru Waheshimiwa Wakuu wa Mikoa, Makatibu Tawala wa Mikoa, Wakuu wa Wilaya, Makatibu Tawala Wasidizi wa Mikoa, Waheshimiwa Wastahiki Mameya, Wenyeviti wa Halmashauri Waheshimiwa Madiwani, Wakuu wa Taasisi zilizo chini ya Ofisi ya Rais -TAMISEMI, Wakurugenzi wa Ofisi ya Rais - TAMISEMI na Wakurugenzi wa Mamlaka za Serikali za Mitaa, Timu za Menejimenti za Halmashauri (CMT's) pamoja na Watumishi wote wa Ofisi ya Rais - TAMISEMI na Taasisi zake mpaka ngazi ya msingi ya Serikali za Mitaa ikiwemo Tarafa, Kata, Mitaa/Vijiji na Vitongoji kwa ushirikiano

wanaonipa katika kutekeleza majukumu ya Ofisi ya Rais - TAMISEMI.

## **H. MAJUMUIISHO**

268. **Mheshimiwa Spika**, Bajeti ya Mafungu yote 28 yaliyo chini ya Ofisi ya Rais – TAMISEMI inatarajia kuongeza kasi ya kuwahudumia na kuwafikia wanachi kwa uharaka kwa kufanya yafuatayo: Kufungua barabara mahali kusikofikika na kulinda uwekezaji ambao ulishafanyika katika miundombinu ya barabara; Kutumia teknolojia mbadala ya ujenzi wa miundombinu ya barabara ili kuongeza ufanisi; Kutoa huduma bora za afya ya msingi kwa kuongeza vifaa na vifaa tiba katika vituo vya kutolea huduma za afya; Kuboresha huduma jumuishi za wazee ikiwemo uwepo wa dirisha la kuwahudumia; Kuendelea na utekelezaji wa Sera ya Elimu Bila Malipo ili kuwapunguzia gharama wananchi na kuongeza uandikishaji wa wananfunzi; Kuongeza miundombinu ya elimu ili kuboresha na kusogeza mazingira ya kufundishia na kujifunzia;

269. **Mheshimiwa Spika**, maeneo mengine ni kuimarisha usimamizi wa rasilimali fedha na ukusanyaji wa mapato ya ndani ya Halmashauri kupitia mifumo ya Kieletroniki; Kuimarisha Ufuatiliaji wa utekelezaji wa miradi ya maendeleo; Kuimarishaji Utawala Bora kwa kuwajengea

uwezo Waheshimiwa Madiwani, Wenyeviti wa Vijiji na Mitaa, Maafisa Tarafa, Watendaji wa Kata, Vijiji na Mitaa ili kuimarisha utoaji wa huduma na usimamizi wa shughuli za Serikali katika ngazi ya msingi; Kuimarisha kituo cha huduma kwa mteja ili kushughulikia kwa haraka kero na malalamiko kwa wananchi; Kuimarisha utendaji kazi wa ofisi za kata kwa kuwezesha upatikanaji wa vitendea kazi. Uendelezaji wa Vijiji na Miji na Uwezesaji wa Wananchi Kiuchumi; na Kufanya maandalizi ya uchaguzi wa Serikali za Mitaa unaotarajiwa kufanyika Mwaka 2024.

## **I. MAOMBI YA FEDHA KWA MWAKA WA FEDHA WA 2023/24**

### **Maduhuli na Makusanyo ya Mapato ya Ndani**

270. **Mheshimiwa Spika**, katika Mwaka wa Fedha wa 2023/24, Ofisi ya Rais - TAMISEMI, Taasisi zilizo chini yake, Mikoa 26 na Halmashauri 184 inaomba idhini ya kukusanya Maduhuli na Mapato ya Ndani jumla ya Shilingi Trilioni Moja Bilioni Mia Moja Tisini na Tisa Milioni Mia Mbili Themanini na Saba Mia Tano Tisini na Mbili Elfu na Mia Moja Arobaini na Sita (Shilingi 1,199,287,592,146). Makusanyo haya yatatokana na maduhuli, ada za wanafunzi za Chuo cha Serikali za Mitaa, ushuru unaotowza na Mamlaka za Serikali za Mitaa kulingana na Sheria ya Fedha za Serikali za Mitaa, Sura ya 290, tozo na faini. Mchanganuo wa makusanyo ya mapato

hayo ni kama inavyooneshwa kwenye Jedwali Namba 1

**Jedwali Namba 1 : Maduhuli na Mapato ya Ndani kwa Mwaka wa Fedha wa 2023/24**

<b>OFISI/TAASISI</b>	<b>MAKADIRIO (Shilingi)</b>
Taasisi	55,142,420,746
Mikoa	261,890,400
Halmashauri	1,143,883,281,000
<b>JUMLA KUU</b>	<b>1,199,287,592,146</b>

271. **Mheshimiwa Spika**, sasa naomba Bunge lako likubali kuidhinisha Makadirio ya Mapato na Matumizi kwa Mwaka wa Fedha wa 2023/24 yenye jumla ya Shilingi Trilioni Tisa Bilioni Mia Moja Arobaini na Nne Milioni Ishirini na Moja na Mia Sita Tisini na Tisa Eflu (**Shilingi 9,144,021,699,000**) kwa ajili ya Ofisi ya Rais - TAMISEMI Fungu Namba 56, Tume ya Utumishi wa Walimu Fungu Namba 2 na Mafungu 26 ya Mikoa yanayojumuisha Halmashauri 184.

272. **Mheshimiwa Spika**, kati ya fedha zinazoombwa, Shilingi Trilioni Tano Bilioni Mia Sita Hamsini na Nane Milioni Ishirini na Mbili na Hamsini na Nane Eflu (Shilingi 5,658,022,058,000) ni kwa ajili ya Matumizi ya Kawaida yanayojumuisha Mishahara Shilingi Trilioni Nne Bilioni Mia Tano Tisini na Saba Milioni Mia Sita Thelathini na Mbili na Mia Moja Themanini na Tatu Eflu (Shilingi

4,597,632,183,000) na Matumizi Mengineyo Shilingi Trilioni Moja Bilioni Sitini Milioni Mia Tatu Themanini na Tisa na Mia Nane Sabini na Tano Eflu (Shilingi 1,060,389,875,000).

273. **Mheshimiwa Spika**, jumla ya Shilingi Trilioni Tatu Bilioni Mia Nne Themanini na Tano Milioni Mia Tisa Tisini na Tisa na Mia Sita Arobaini na Moja Eflu (Shilingi 3,485,999,641,000) zinaombwa kwa ajili ya Miradi ya Maendeleo ambapo kati ya fedha hizo Shilingi Trilioni Mbili Bilioni Mia Tatu Sitini na Mbili Milioni Mia Saba na Mia Nne Themanini na Saba Eflu (Shilingi 2,362,700,487,000) ni fedha za ndani na Shilingi Trilioni Moja Bilioni Mia Moja Ishirini na Tatu Milioni Mia Mbili Tisini na Tisa na Mia Moja Hamsini na Nne Eflu (Shilingi 1,123,299,154,000) ni fedha za nje (*Mchanganuo wa fedha zinazoombwa katika Mwaka wa Fedha wa 2023/24 umeoneshwa katika Jedwali Namba 2*).

**Jedwali Namba 2: Mchanganuo wa Makisio katika Mafungu 28 ya Ofisi ya Rais – TAMISEMI, Tume ya Utumishi wa Walimu, Mikoa na Mamlaka za Serikali za Mitaa kwa Mwaka wa Fedha wa 2023/24**

<b>AINA YA MATUMIZI</b>	<b>BAJETI KWA MWAKA WA FEDHA WA 2023/24 (Shilingi)</b>
<b>Matumizi ya Kawaida Ofisi ya Rais - TAMISEMI</b>	
<b>Mishahara</b>	
Mishahara Makao Makuu	10,531,502,000
Mishahara ya Taasisi	52,425,682,000
<b>Jumla Mishahara Ofisi ya Rais - TAMISEMI</b>	<b>62,957,184,000</b>
<b>Matumizi Mengineyo</b>	
Makao Makuu	28,118,998,500
Taasisi	4,275,853,500
<b>Jumla ya Matumizi Mengineyo</b>	<b>32,394,852,000</b>
<b>Jumla Matumizi ya Kawaida</b>	<b>95,352,036,000</b>
<b>TUME YA UTUMISHI WA WALIMU (TSC)</b>	

<b>AINA YA MATUMIZI</b>	<b>BAJETI KWA MWAKA WA FEDHA WA 2023/24 (Shilingi)</b>
Mishahara	8,819,516,000
Matumizi Mengineyo	7,714,432,000
<b>Jumla ya Matumizi ya Kawaida TSC</b>	<b>16,533,948,000</b>
<b>MIKOA NA HALMASHAURI</b>	
<b>MIKOA:</b>	
Mishahara	73,778,256,000
Matumizi Mengineyo	108,206,120,000
<b>Jumla ya Matumizi ya Kawaida</b>	<b>181,984,376,000</b>
<b>HALMASHAURI</b>	
Mishahara	4,452,077,227,000
Matumizi Mengineyo (Serikali Kuu)	222,606,048,000
Matumizi Mengineyo (Mapato ya Ndani)	689,468,423,000
<b>Jumla Matumizi ya Kawaida</b>	<b>5,364,151,698,000</b>
<b>MIRADI YA MAENDELEO</b>	
<b>OFISI YA RAIS - TAMISEMI</b>	



<b>AINA YA MATUMIZI</b>	<b>BAJETI KWA MWAKA WA FEDHA WA 2023/24 (Shilingi)</b>
Fedha za Ndani	759,426,035,000
Fedha za Nje	219,840,334,000
<b>Jumla Maendeleo</b>	<b>979,266,369,000</b>
<b>TUME YA UTUMISHI WA WALIMU</b>	
Fedha za Ndani	670,000,000
<b>Jumla</b>	<b>670,000,000</b>
<b>MIKOA</b>	
Fedha za Ndani	69,618,865,000
Fedha za Nje	30,201,175,000
<b>Jumla Maendeleo</b>	<b>99,820,040,000</b>
<b>HALMASHAURI</b>	
Fedha za Ndani (Serikali Kuu)	1,078,570,729,000
Fedha za Ndani (Mapato ya Ndani)	454,414,858,000
Fedha za Nje	873,257,645,000
<b>Jumla Maendeleo Halmashauri</b>	<b>2,406,243,232,000</b>
<b>JUMLA KUU</b>	<b>9,144,021,699,000</b>

274. **Mheshimiwa Spika**, pamoja na Hotuba hii yapo majedwali ambayo yanafafanua kwa kina makadirio ya mapato na matumizi ya fedha ya Ofisi ya Rais – TAMISEMI Fungu Namba 56, Tume ya Utumishi wa Walimu Fungu Namba 02 na Mafungu 26 ya Mikoa ikijumuisha Halmashauri 184 ambayo ni sehemu ya Hotuba hii.

275. **Mheshimiwa Spika**, Hotuba hii inapatikana pia kwenye Tovuti ya Ofisi ya Rais - TAMISEMI ambayo ni [www.tamisemi.go.tz](http://www.tamisemi.go.tz).

276. **Mheshimiwa Spika**, naomba kutoa hoja.

## FEDHA ZA MADUHILI NA MAPATO YA NDANI ZILIZOIDHINISHWA NA KUPOKELEWA KATIKA MWAKA WA FEDHA WA 2022/23

OFISI / TAASISI	BAJETI YA MAKUSANYO MWAKA 2022/23	JULAI - FEBRUARI, 2023		ASILIMIA YA MAKUSANYO
		MAKADIRIO YA FEDHA ZILIZOTARAJIWA KUKUSANYIWA	FEDHA ZILIZOKUSANYIWA	
OFISI YA RAIS - TAMISEMI NA TAASISI	59,195,516,104	39,463,677,402	22,474,606,333	56.94
MIKOA	249,281,312	166,187,541	92,266,789	55.52
HALIMASHAURI	1,012,286,089,000	674,857,392,667	625,319,158,432	92.66
<b>JUMILA KUU</b>	<b>1,071,730,886,416</b>	<b>714,487,257,610</b>	<b>647,886,031,554</b>	<b>90.68</b>

MUHTASARI WA UTEKELEZAJI WA MPANGO NA BAJETI YA MATUMIZI YA KAWAIDA NA MAENDELEO KWA MWAKA WA FEDHA WA 2022/23 KWA OFISI YA RAIS - TAMISEMI, MIKOA NA MAMLAKA ZA SERIKALI ZA MITAA

A. BAJETI ILIYOIDHINISHWA KWA MWAKA WA FEDHA WA 2022/23

TAASISI	MATUMIZI YA KAWAIDA			MIRADI YA MAENDELEO			JUMLA KUU
	MISHAHARA	MATUMIZI MENGINEYO (SERIKALI KUU)	MATUMIZI MENGINEYO (MAPATO YA NDANI)	JUMLA MATUMIZI YA KAWAIDA	FEDHA ZA NDANI (SERIKALI KUU)	FEDHA ZA NDANI (MAPATO YA NDANI)	
OFISI YA RAIS - TAMISEMI	63,380,500,000	15,137,954,000		78,518,454,000	758,726,035,200	386,868,780,095	1,145,594,815,295
TUME YA UTUMISHI WA WALIMU	8,276,293,000	6,708,202,000		14,984,495,000	670,000,000	-	15,654,495,000
MIKOA	76,205,297,000	79,099,078,000		155,304,375,000	66,518,770,000	18,508,243,000	240,331,388,000
HALIMASHAURI	4,478,391,778,000	167,161,744,000	617,485,347,000	5,263,038,869,000	926,970,824,000	394,800,742,000	2,299,256,626,000
JUMLA KUU	4,626,293,868,000	268,106,978,000	617,485,347,000	5,511,846,193,000	1,752,885,629,200	394,800,742,000	3,530,548,454,295

B. FEDHA ZILIZOTARAJIWA KUPOKELEWA HADI FEBRUARI 2023

TAASISI	MATUMIZI YA KAWAIDA			MIRADI YA MAENDELEO			JUMLA KUU
	MISHAHARA	MATUMIZI MENGINEYO (SERIKALI KUU)	MATUMIZI MENGINEYO (MAPATO YA NDANI)	JUMLA MATUMIZI YA KAWAIDA	FEDHA ZA NDANI (SERIKALI KUU)	FEDHA ZA NDANI (MAPATO YA NDANI)	
OFISI YA RAIS - TAMISEMI	42,253,666,667	10,091,969,333	-	52,345,636,000	505,817,356,600	-	281,221,808,788
TUME YA UTUMISHI WA WALIMU	5,517,528,667	4,472,134,667	-	9,989,663,333	446,666,667	-	446,666,667
MIKOA	50,803,531,333	52,732,718,667	-	103,536,250,000	44,345,846,667	-	56,684,675,333
HALIMASHAURI	2,985,594,516,667	111,441,162,667	411,656,898,000	3,508,692,579,333	617,980,549,333	263,200,494,667	651,666,706,667
JUMLA KUU	3,084,169,245,333	178,737,985,333	411,656,898,000	3,674,564,128,667	1,168,590,419,467	263,200,494,667	945,217,344,121

C. FEDHA ZILIZOPOKELEWA HADI FEBRUARI 2023

TAAISI	MATUMIZI YA KAWAIDA			MIRADI YA MAENDELEO				JUMLA KUU	
	MISHAHARA	MATUMIZI MENGINEYO (SERIKALI KUU)	MATUMIZI MENGINEYO (MIAPATO YA NDANI)	JUMLA MATUMIZI YA KAWAIDA	FEDHA ZA NDANI (SERIKALI KUU)	FEDHA ZA NDANI (MIAPATO YA NDANI)	FEDHA ZA NJE		JUMLA FEDHA ZA MAENDELEO
OFISI YA RAIS - TAMISEMI	40,107,563,810	9,926,688,694		50,034,252,504	522,815,160,388		281,221,808,788	804,036,969,176	854,071,221,680
TUME YA UTUMISHI WA WALIMU	4,952,066,883	2,848,397,167		7,800,464,050	-		-	-	7,800,464,050
MIKOA	44,621,206,913	56,906,418,266		101,527,625,179	50,995,305,048		259,920,000	51,215,225,048	152,742,850,227
HALMASHAURI	2,857,982,792,952	144,254,344,498	430,482,743,286	3,432,719,880,737	850,180,206,977	194,836,415,146	52,816,760,157	1,097,833,382,280	4,530,553,263,016
<b>JUMLA KUU</b>	<b>2,947,663,630,558</b>	<b>213,935,848,625</b>	<b>430,482,743,286</b>	<b>3,592,082,222,470</b>	<b>1,423,950,672,413</b>	<b>194,836,415,146</b>	<b>334,298,488,945</b>	<b>1,953,085,576,503</b>	<b>5,545,167,798,973</b>
<b>ASILIMIA</b>	<b>95.57</b>	<b>119.69</b>	<b>104.57</b>	<b>97.76</b>	<b>121.85</b>	<b>74.03</b>	<b>35.37</b>	<b>82.17</b>	<b>95.04</b>

NA.	MKGVI HALIMASHAURI	KUENDELEZA UENZI WA HOSPITALI 31		KUENDELEZA UENZI WA HOSPITALI 28 ZA HALIMASHAURI		KUKARABATI HOSPITALI KONGINE 19		KUKAMILISHA ZAHANATI 300		UENZI WA VITUO VYA AFYA	
		Fedha Zilizotimishwa	Fedha Zilizopokelewa	Fedha Zilizotimishwa	Fedha Zilizopokelewa	Fedha Zilizotimishwa	Fedha Zilizopokelewa	Fedha Zilizotimishwa	Fedha Zilizopokelewa	Fedha Zilizotimishwa	Fedha Zilizopokelewa
1	KATAVI	-	-	-	-	-	-	-	-	-	-
	Milele DC	-	-	-	-	-	-	-	-	-	-
	Tanganyika DC	-	-	-	-	-	-	-	-	-	-
	Mpanda MC	-	-	-	-	900,000,000	900,000,000	100,000,000	100,000,000	50,000,000	50,000,000
	Marmawe DC	-	-	-	-	-	-	100,000,000	100,000,000	50,000,000	50,000,000
	Nsimbo DC	-	-	750,000,000	1,500,000,000	-	-	50,000,000	50,000,000	50,000,000	50,000,000
	<b>Jumla Ndogo</b>	-	-	<b>750,000,000</b>	<b>1,500,000,000</b>	<b>900,000,000</b>	<b>900,000,000</b>	<b>350,000,000</b>	<b>350,000,000</b>	-	-
2	SHINYU	-	-	-	-	-	-	-	-	-	-
	Beradi DC	-	-	-	-	-	-	100,000,000	100,000,000	-	-
	Beradi TC	-	-	-	-	900,000,000	900,000,000	50,000,000	50,000,000	-	-
	Busega DC	-	-	-	-	-	-	50,000,000	50,000,000	-	-
	Ililina DC	-	-	-	-	-	-	50,000,000	50,000,000	-	-
	Maswa DC	-	-	-	-	-	-	200,000,000	200,000,000	-	-
	Mtatu DC	-	-	-	-	-	-	200,000,000	200,000,000	-	-
	<b>Jumla Ndogo</b>	-	-	-	-	<b>900,000,000</b>	<b>900,000,000</b>	<b>650,000,000</b>	<b>650,000,000</b>	-	-
3	NUNIMBE	-	-	-	-	-	-	-	-	-	-
	Ludewa DC	-	-	-	-	900,000,000	900,000,000	100,000,000	100,000,000	-	-
	Makambako TC	-	-	-	-	-	-	50,000,000	50,000,000	-	-
	Makete DC	-	-	-	-	900,000,000	900,000,000	100,000,000	100,000,000	-	-
	Njombe DC	-	-	-	-	-	-	50,000,000	50,000,000	-	-
	Njombe TC	-	-	-	-	-	-	50,000,000	50,000,000	-	-
	Wasunguombe DC	-	-	-	-	-	-	100,000,000	100,000,000	-	-
	<b>Jumla Ndogo</b>	-	-	-	-	<b>1,800,000,000</b>	<b>1,800,000,000</b>	<b>450,000,000</b>	<b>450,000,000</b>	-	-
4	GETA	-	-	-	-	-	-	-	-	-	-
	Bukombe DC	-	-	-	-	900,000,000	900,000,000	100,000,000	100,000,000	-	-
	Chato DC	-	-	-	-	-	-	50,000,000	50,000,000	-	-
	Geti DC	-	-	-	-	-	-	50,000,000	50,000,000	-	-
	Geti DC	-	-	-	-	-	-	150,000,000	150,000,000	-	-
	Geti TC	-	-	-	-	-	-	50,000,000	50,000,000	-	-
	Misowe DC	-	-	750,000,000	750,000,000	-	-	100,000,000	100,000,000	-	-
	Nyang'wawe DC	-	-	-	-	-	-	100,000,000	100,000,000	-	-
	<b>Jumla Ndogo</b>	-	-	<b>750,000,000</b>	<b>750,000,000</b>	<b>900,000,000</b>	<b>900,000,000</b>	<b>500,000,000</b>	<b>500,000,000</b>	-	-
5	AKUSHA	-	-	-	-	-	-	-	-	-	-
	Anusha CC	500,000,000	500,000,000	-	-	-	-	50,000,000	50,000,000	-	-
	Anusha DC	-	-	-	-	-	-	50,000,000	50,000,000	-	-
	Karatu DC	-	-	750,000,000	750,000,000	-	-	50,000,000	50,000,000	-	-
	Longido DC	-	-	-	-	-	-	100,000,000	100,000,000	-	-
	Maru DC	-	-	-	-	-	-	50,000,000	50,000,000	-	-
	Mwandui DC	-	-	-	-	-	-	100,000,000	100,000,000	-	-
	Ngorongoro DC	-	-	-	-	-	-	100,000,000	100,000,000	-	-
	<b>Jumla Ndogo</b>	<b>500,000,000</b>	<b>500,000,000</b>	<b>750,000,000</b>	<b>750,000,000</b>	-	-	<b>500,000,000</b>	<b>500,000,000</b>	-	-

MA.	MKOANI HALMASHAURI	KUENDELEZA UENZI WA HOSPITALI 31		KUENDELEZA UENZI WA HOSPITALI 28 ZA HALMASHAURI		KUKARABATI HOSPITALI KONGWE 19		KUKAMILISHA ZAHANATI 300		UJENZI WA VTUO WYA AFYA	
		Fedha Zilizoidhinishwa	Fedha Zilizopokelewa	Fedha Zilizopokelewa	Fedha Zilizopokelewa	Fedha Zilizoidhinishwa	Fedha Zilizopokelewa	Fedha Zilizoidhinishwa	Fedha Zilizopokelewa	Fedha Zilizoidhinishwa	Fedha Zilizopokelewa
6	PWANI	-	-	-	-	-	-	-	-	-	-
	Bagamayo DC	-	-	-	-	-	-	-	50,000,000	-	-
	Charizbe DC	-	750,000,000	750,000,000	-	-	-	-	50,000,000	-	-
	Kibaha DC	-	-	-	-	-	-	-	50,000,000	-	-
	Kibaha TC	-	-	-	-	-	-	-	50,000,000	-	-
	Kibiti DC	-	-	-	-	-	-	-	100,000,000	-	-
7	Kisarawe DC	-	-	-	-	-	-	-	50,000,000	-	-
	Mafia DC	-	-	350,000,000	350,000,000	-	-	-	100,000,000	-	-
	Mkuranga DC	-	-	-	-	-	-	-	200,000,000	-	-
	Rufiji DC	-	-	-	-	-	-	-	50,000,000	-	-
	Jumla Mdogo	-	750,000,000	750,000,000	350,000,000	-	-	-	100,000,000	-	-
	DODOMA	-	-	-	-	-	-	-	600,000,000	-	-
8	Bahi DC	-	-	-	-	-	-	-	50,000,000	-	-
	Chamwino DC	-	-	-	-	-	-	-	100,000,000	-	-
	Chemba DC	-	-	-	-	-	-	-	100,000,000	-	-
	Dodoma CC	500,000,000	500,000,000	-	-	-	-	-	50,000,000	-	-
	Kondoa DC	-	750,000,000	750,000,000	-	-	-	-	50,000,000	-	-
	Kondoa TC	-	-	900,000,000	900,000,000	-	-	-	50,000,000	-	-
	Kongwa DC	-	750,000,000	750,000,000	-	-	-	-	50,000,000	-	-
	Mpwapwa DC	-	-	900,000,000	900,000,000	-	-	-	100,000,000	-	-
	Jumla Mdogo	500,000,000	500,000,000	1,500,000,000	1,800,000,000	1,800,000,000	1,800,000,000	550,000,000	550,000,000	-	-
	IRINGA	-	-	-	-	-	-	-	-	-	-
9	Iringa DC	-	-	-	-	-	-	-	200,000,000	-	-
	Iringa MC	500,000,000	500,000,000	-	-	-	-	-	50,000,000	-	-
	Kilolo DC	-	-	-	-	-	-	-	50,000,000	-	-
	Mafinga TC	-	-	-	-	-	-	-	50,000,000	-	-
	Mufindi DC	-	-	-	-	-	-	-	200,000,000	-	-
	Jumla Mdogo	500,000,000	500,000,000	-	-	-	-	-	500,000,000	-	-
10	KIGOMA	-	-	-	-	-	-	-	-	-	-
	Buhigwe DC	-	-	-	-	-	-	-	50,000,000	-	-
	Kakungu DC	-	750,000,000	750,000,000	-	-	-	-	100,000,000	-	-
	Kasulu DC	-	-	-	-	-	-	-	50,000,000	-	-
	Kasulu TC	-	-	-	-	-	-	-	50,000,000	-	-
	Kibondo DC	-	-	900,000,000	900,000,000	-	-	-	100,000,000	-	-
	Kigoma DC	-	750,000,000	750,000,000	-	-	-	-	100,000,000	-	-
	Kigoma MC	500,000,000	500,000,000	-	-	-	-	-	50,000,000	-	-
	Uvinza DC	-	-	-	-	-	-	-	50,000,000	-	-
	Jumla Mdogo	500,000,000	500,000,000	1,500,000,000	1,500,000,000	900,000,000	900,000,000	550,000,000	500,000,000	-	-
11	KILIMANJARO	-	-	-	-	-	-	-	-	-	-
	Hifi DC	-	-	-	900,000,000	900,000,000	-	-	50,000,000	-	-
	Meshi DC	500,000,000	500,000,000	-	-	-	-	-	200,000,000	-	-
	Meshi MC	500,000,000	500,000,000	-	-	-	-	-	50,000,000	-	-
Mwanga DC	-	-	1,000,000,000	1,000,000,000	-	-	-	100,000,000	-	-	

MA.	MKOANI HALMASHAURI	KUENDELEZA UJENZI WA HOSPITALI 31		KUENDELEZA UJENZI WA HOSPITALI 28 ZA HALMASHAURI		KUKARABATI HOSPITALI KONGWE 19		KUKAMILISHA ZAHANANI 300		UJENZI WA VTUO WYA-AFYA	
		Fedha Zilizoidhinishwa	Fedha Zilizopokelewa	Fedha Zilizoidhinishwa	Fedha Zilizopokelewa	Fedha Zilizoidhinishwa	Fedha Zilizopokelewa	Fedha Zilizoidhinishwa	Fedha Zilizopokelewa	Fedha Zilizoidhinishwa	Fedha Zilizopokelewa
	Rombo DC	-	-	-	-	-	-	-	50,000,000	-	-
	Serie DC	-	-	1,000,000,000	1,000,000,000	-	-	200,000,000	200,000,000	-	-
	<b>Jumla Ndogo</b>	<b>1,000,000,000</b>	<b>500,000,000</b>	<b>2,000,000,000</b>	<b>2,000,000,000</b>	<b>900,000,000</b>	<b>900,000,000</b>	<b>700,000,000</b>	<b>600,000,000</b>	<b>600,000,000</b>	<b>600,000,000</b>
11	LINDI										
	Kiwa DC	-	-	-	-	900,000,000	900,000,000	200,000,000	200,000,000	-	-
	Mama DC	-	-	-	-	-	-	50,000,000	50,000,000	-	-
	Lindi MC	500,000,000	500,000,000	-	-	-	-	200,000,000	200,000,000	-	-
	Liwale DC	-	-	750,000,000	750,000,000	-	-	100,000,000	100,000,000	-	-
	Nechingwea DC	-	-	-	-	900,000,000	900,000,000	50,000,000	50,000,000	-	-
	Ruanwa DC	-	-	-	-	-	-	50,000,000	50,000,000	-	-
	<b>Jumla Ndogo</b>	<b>500,000,000</b>	<b>500,000,000</b>	<b>750,000,000</b>	<b>750,000,000</b>	<b>1,800,000,000</b>	<b>1,800,000,000</b>	<b>650,000,000</b>	<b>650,000,000</b>	<b>650,000,000</b>	<b>650,000,000</b>
12	MARA										
	Bunda DC	-	-	-	-	-	-	150,000,000	150,000,000	-	-
	Bunda TC	500,000,000	-	-	-	-	-	50,000,000	50,000,000	-	-
	Buitema DC	-	-	-	-	-	-	100,000,000	100,000,000	-	-
	Misoma DC	-	-	-	-	-	-	100,000,000	100,000,000	-	-
	Misoma MC	500,000,000	-	-	-	-	-	50,000,000	50,000,000	-	-
	Roya DC	-	-	-	-	-	-	50,000,000	50,000,000	-	-
	Serengeti DC	-	-	750,000,000	750,000,000	-	-	100,000,000	100,000,000	-	-
	Tarime DC	-	-	-	-	-	-	50,000,000	50,000,000	-	-
	Tarime TC	-	-	-	-	-	-	50,000,000	50,000,000	-	-
	<b>Jumla Ndogo</b>	<b>1,000,000,000</b>	<b>1,000,000,000</b>	<b>750,000,000</b>	<b>750,000,000</b>	<b>600,000,000</b>	<b>600,000,000</b>	<b>550,000,000</b>	<b>550,000,000</b>	<b>550,000,000</b>	<b>550,000,000</b>
13	MBETA										
	Bishopo DC	-	-	-	-	-	-	50,000,000	50,000,000	-	-
	Chunya DC	-	-	900,000,000	900,000,000	-	-	100,000,000	100,000,000	-	-
	Kyala DC	-	-	750,000,000	750,000,000	-	-	50,000,000	50,000,000	-	-
	Mbarali DC	-	-	-	-	-	-	100,000,000	100,000,000	-	-
	Mbeya CC	-	-	750,000,000	750,000,000	-	-	50,000,000	50,000,000	-	-
	Mbeya DC	-	-	-	-	-	-	100,000,000	100,000,000	-	-
	Rungwa DC	-	-	-	-	-	-	50,000,000	50,000,000	-	-
	<b>Jumla Ndogo</b>	<b>2,400,000,000</b>	<b>2,400,000,000</b>	<b>1,650,000,000</b>	<b>1,650,000,000</b>	<b>500,000,000</b>	<b>500,000,000</b>	<b>550,000,000</b>	<b>550,000,000</b>	<b>550,000,000</b>	<b>550,000,000</b>
14	MOROGORO										
	Gairo DC	-	-	-	-	-	-	50,000,000	50,000,000	-	-
	Ifakara TC	500,000,000	500,000,000	-	-	-	-	100,000,000	100,000,000	-	-
	Mimba DC	-	-	750,000,000	750,000,000	-	-	50,000,000	50,000,000	-	-
	Kilasa DC	-	-	-	-	-	-	200,000,000	200,000,000	-	-
	Maitini DC	-	-	-	-	-	-	100,000,000	100,000,000	-	-
	Microgao DC	-	-	-	-	-	-	200,000,000	200,000,000	-	-
	Microgao MC	500,000,000	1,000,000,000	-	-	-	-	50,000,000	50,000,000	-	-
	Mwmero DC	-	-	-	-	-	-	100,000,000	100,000,000	-	-
	Ujanga DC	-	-	750,000,000	750,000,000	-	-	50,000,000	50,000,000	-	-
	<b>Jumla Ndogo</b>	<b>1,000,000,000</b>	<b>1,500,000,000</b>	<b>1,500,000,000</b>	<b>1,500,000,000</b>	<b>650,000,000</b>	<b>650,000,000</b>	<b>850,000,000</b>	<b>850,000,000</b>	<b>850,000,000</b>	<b>850,000,000</b>



MA.	MKOANI HALMASHAURI	KUENDELEZA UENZI WA HOSPITALI 31		KUENDELEZA UENZI WA HOSPITALI 28 ZA HALMASHAURI		KUKARABATI HOSPITALI KONGWE 19		KUKAMILISHA ZAHANATI 300		UJENZI WA VTUO WYA-AFYA	
		Fedha Zilizoidhinishwa	Fedha Zilizopokelewa	Fedha Zilizopokelewa	Fedha Zilizopokelewa	Fedha Zilizoidhinishwa	Fedha Zilizopokelewa	Fedha Zilizoidhinishwa	Fedha Zilizopokelewa	Fedha Zilizoidhinishwa	Fedha Zilizopokelewa
15	MTWARA	-	-	-	-	-	-	-	-	-	-
	Misasi DC	-	-	-	-	-	-	-	-	-	-
	Misasi TC	-	-	900,000,000	900,000,000	-	-	-	-	200,000,000	200,000,000
	Mtwara DC	-	-	-	-	-	-	-	-	-	-
	Mtwara MC	500,000,000	500,000,000	-	-	-	-	-	-	50,000,000	50,000,000
	Nanyamba TC	-	-	-	-	-	-	-	-	-	-
	Nanyumbu DC	-	-	-	-	-	-	-	-	100,000,000	100,000,000
	Nevale DC	750,000,000	750,000,000	-	-	-	-	-	-	50,000,000	50,000,000
	Nevale TC	-	-	-	-	-	-	-	-	50,000,000	50,000,000
	Tandaniimba DC	-	-	-	-	-	-	-	-	50,000,000	50,000,000
	Jumla Ndogo	500,000,000	500,000,000	750,000,000	750,000,000	900,000,000	900,000,000	650,000,000	650,000,000	-	-
	MWANZA	-	-	-	-	-	-	-	-	-	-
	Buchosa DC	-	-	-	-	-	-	-	-	50,000,000	50,000,000
	Ilemeja MC	-	-	-	-	-	-	-	-	50,000,000	50,000,000
	Kimba DC	750,000,000	750,000,000	750,000,000	750,000,000	-	-	-	-	100,000,000	100,000,000
Migu DC	750,000,000	750,000,000	750,000,000	750,000,000	-	-	-	-	50,000,000	50,000,000	
Misungwi DC	-	-	-	-	-	-	-	-	50,000,000	50,000,000	
Mwanza CC	500,000,000	500,000,000	-	-	-	-	-	-	-	-	
Sengerema DC	-	-	-	-	-	-	-	-	50,000,000	50,000,000	
Likerewe DC	-	-	-	-	-	-	-	-	100,000,000	100,000,000	
Jumla Ndogo	500,000,000	500,000,000	3,000,000,000	3,000,000,000	-	-	-	-	500,000,000	500,000,000	
RUVUMA	-	-	-	-	-	-	-	-	-	-	
Mtata DC	-	-	750,000,000	750,000,000	-	-	-	-	50,000,000	50,000,000	
Mtanga DC	500,000,000	500,000,000	-	-	-	-	-	-	50,000,000	50,000,000	
Mtanga TC	-	-	-	-	-	-	-	-	-	-	
Namtumbo DC	-	-	-	-	-	-	-	-	100,000,000	100,000,000	
Nyasa DC	-	-	-	-	-	-	-	-	50,000,000	50,000,000	
Songea DC	-	-	-	-	-	-	-	-	100,000,000	100,000,000	
Songea MC	500,000,000	500,000,000	-	-	-	-	-	-	50,000,000	50,000,000	
Tunduru DC	-	-	-	-	900,000,000	900,000,000	200,000,000	200,000,000	-	-	
Jumla Ndogo	1,000,000,000	1,000,000,000	750,000,000	750,000,000	900,000,000	900,000,000	650,000,000	650,000,000	-	-	
SHIRANGA	-	-	-	-	-	-	-	-	-	-	
Kahama MC	500,000,000	500,000,000	-	-	-	-	-	-	50,000,000	50,000,000	
Kisapu DC	500,000,000	500,000,000	-	-	-	-	-	-	100,000,000	100,000,000	
Msalala DC	-	-	750,000,000	750,000,000	-	-	-	-	100,000,000	100,000,000	
Shinyanga DC	-	-	-	-	-	-	-	-	50,000,000	50,000,000	
Shinyanga MC	500,000,000	1,000,000,000	-	-	-	-	-	-	100,000,000	100,000,000	
Ushah DC	-	-	-	-	-	-	-	-	100,000,000	100,000,000	
Jumla Ndogo	1,500,000,000	1,500,000,000	750,000,000	750,000,000	-	-	-	-	450,000,000	400,000,000	
SINGIDA	-	-	-	-	-	-	-	-	-	-	
Ikingi DC	-	-	750,000,000	750,000,000	-	-	-	-	100,000,000	100,000,000	
Iramba DC	-	-	-	-	-	-	-	-	50,000,000	50,000,000	
Iligi DC	500,000,000	500,000,000	-	-	-	-	-	-	100,000,000	100,000,000	

MA.	MKOANI HALMASHAURI	KUENDELEZA UENZI WA HOSPITALI 31		KUENDELEZA UENZI WA HOSPITALI 28 ZA HALMASHAURI		KUKARABATI HOSPITALI KONGWE 19		KUKAMILISHA ZAHANANI 300		UJENZI WA VTUO WYA AFYA	
		Fedha Zilizodhinishwa	Fedha Zilizopokelewa	Fedha Zilizopokelewa	Fedha Zilizopokelewa	Fedha Zilizodhinishwa	Fedha Zilizopokelewa	Fedha Zilizodhinishwa	Fedha Zilizopokelewa	Fedha Zilizodhinishwa	Fedha Zilizopokelewa
20	Mwanoni DC	500,000,000	500,000,000	-	-	-	-	100,000,000	100,000,000	-	-
	Mkarima DC	-	-	-	-	-	-	100,000,000	100,000,000	-	-
	Singida DC	-	-	-	-	-	-	50,000,000	50,000,000	-	-
	Singida MC	500,000,000	-	-	-	-	-	50,000,000	50,000,000	-	-
	<b>Jumla Ndogo</b>	<b>1,500,000,000</b>	<b>1,000,000,000</b>	<b>750,000,000</b>	<b>750,000,000</b>	-	-	<b>550,000,000</b>	<b>550,000,000</b>	-	-
	TABORA	-	-	-	-	-	-	-	-	-	-
	Jinja DC	-	-	-	-	-	-	200,000,000	200,000,000	-	-
	Kaliya DC	-	750,000,000	750,000,000	-	-	-	100,000,000	100,000,000	-	-
	Nzega DC	500,000,000	500,000,000	-	-	-	-	200,000,000	200,000,000	-	-
	Nzega TC	-	-	-	-	-	-	50,000,000	50,000,000	-	-
21	Shonga DC	-	-	-	-	-	-	50,000,000	50,000,000	-	-
	Uyui DC	-	-	-	-	-	-	200,000,000	200,000,000	-	-
	Tabora MC	-	750,000,000	750,000,000	-	-	-	50,000,000	50,000,000	-	-
	Urambo DC	-	-	900,000,000	900,000,000	-	-	100,000,000	100,000,000	-	-
	<b>Jumla Ndogo</b>	<b>500,000,000</b>	<b>500,000,000</b>	<b>1,500,000,000</b>	<b>1,500,000,000</b>	<b>900,000,000</b>	<b>900,000,000</b>	<b>950,000,000</b>	<b>950,000,000</b>	-	-
	TANGA	-	-	-	-	-	-	-	-	-	-
	Bumbuli DC	500,000,000	500,000,000	-	-	-	-	100,000,000	100,000,000	-	-
	Handeni DC	-	750,000,000	750,000,000	-	-	-	50,000,000	50,000,000	-	-
	Handeni TC	-	-	-	-	900,000,000	900,000,000	-	-	-	-
	Kilindi DC	500,000,000	500,000,000	-	-	-	-	100,000,000	100,000,000	-	-
22	Karowe DC	-	-	-	-	-	-	50,000,000	50,000,000	-	-
	Karowe TC	-	-	-	-	-	-	50,000,000	50,000,000	-	-
	Lushoto DC	-	-	-	-	900,000,000	900,000,000	200,000,000	200,000,000	-	-
	Manga DC	-	750,000,000	750,000,000	-	-	-	100,000,000	100,000,000	-	-
	Mliza DC	-	-	-	-	-	-	100,000,000	100,000,000	-	-
	Pangani DC	-	-	-	-	900,000,000	900,000,000	50,000,000	50,000,000	-	-
	Tanga CC	-	-	-	-	-	-	50,000,000	50,000,000	-	-
	<b>Jumla Ndogo</b>	<b>1,000,000,000</b>	<b>1,000,000,000</b>	<b>1,500,000,000</b>	<b>1,500,000,000</b>	<b>2,700,000,000</b>	<b>2,700,000,000</b>	<b>900,000,000</b>	<b>900,000,000</b>	-	-
	KAGERA	-	-	-	-	-	-	-	-	-	-
	Bharamulo DC	-	750,000,000	750,000,000	-	-	-	50,000,000	50,000,000	-	-
Bukoba DC	-	-	-	-	-	-	50,000,000	50,000,000	-	-	
Bukoba MC	500,000,000	500,000,000	-	-	-	-	50,000,000	50,000,000	-	-	
23	Karawe DC	-	-	-	-	-	-	50,000,000	50,000,000	-	-
	Kyenya DC	-	-	-	-	-	-	100,000,000	100,000,000	-	-
	Missenyi DC	500,000,000	500,000,000	-	-	-	-	50,000,000	50,000,000	-	-
	Muleba DC	-	-	-	-	-	-	100,000,000	100,000,000	-	-
	Ngara DC	500,000,000	500,000,000	-	-	-	-	100,000,000	100,000,000	-	-
	<b>Jumla Ndogo</b>	<b>1,500,000,000</b>	<b>1,500,000,000</b>	<b>750,000,000</b>	<b>750,000,000</b>	-	-	<b>550,000,000</b>	<b>550,000,000</b>	<b>350,000,000</b>	-
	DARES SALAHI	-	-	-	-	-	-	-	-	-	-
	DSM CC	-	-	-	-	-	-	150,000,000	150,000,000	-	-
	Kigamboni MC	-	-	-	-	-	-	50,000,000	50,000,000	-	-
	Kinondoni MC	500,000,000	500,000,000	-	-	-	-	100,000,000	100,000,000	-	-
Temeke MC	500,000,000	500,000,000	-	-	-	-	100,000,000	100,000,000	-	-	

MA.	MKOANI HALMASHAURI	KUENDELEZA UENZI WA HOSPITALI 31		KUENDELEZA UENZI WA HOSPITALI 28 ZA HALMASHAURI		KUKARABATI HOSPITALI KONGWE 19		KUKAMILISHA ZAHANANI 300		UJENZI WA VTUO WYA AFYA	
		Fedha Zilizoidhinishwa	Fedha Zilizopokelewa	Fedha Zilizoidhinishwa	Fedha Zilizopokelewa	Fedha Zilizoidhinishwa	Fedha Zilizopokelewa	Fedha Zilizoidhinishwa	Fedha Zilizopokelewa	Fedha Zilizoidhinishwa	Fedha Zilizopokelewa
24	Ubungo MC	-	500,000,000	-	-	-	-	-	100,000,000	100,000,000	-
	Jumla Ndogo	1,000,000,000	500,000,000	-	-	-	-	500,000,000	500,000,000	-	
	RUKWA	-	-	-	-	-	-	-	-	-	-
	Kalambo DC	-	-	-	-	-	-	-	50,000,000	50,000,000	-
	Nkasi DC	-	-	-	-	-	-	-	200,000,000	200,000,000	-
	Sumbawanga DC	-	-	-	-	-	-	-	100,000,000	100,000,000	-
	Sumbawanga MC	-	-	750,000,000	750,000,000	-	-	-	50,000,000	50,000,000	-
	Jumla Ndogo	-	-	750,000,000	750,000,000	-	-	400,000,000	400,000,000	-	
	SONGWE	-	-	-	-	-	-	-	-	-	-
	Ifije DC	-	-	-	-	-	-	-	100,000,000	100,000,000	-
25	Mibizi DC	-	-	-	-	-	-	-	100,000,000	100,000,000	-
	Momba DC	500,000,000	500,000,000	-	-	-	-	-	100,000,000	100,000,000	-
	Songwe DC	-	-	-	-	-	-	-	100,000,000	100,000,000	-
	Tunduma TC	500,000,000	500,000,000	-	-	-	-	-	50,000,000	50,000,000	-
	Jumla Ndogo	1,000,000,000	1,000,000,000	-	-	-	-	450,000,000	450,000,000	-	
	MANYASA	-	-	-	-	-	-	-	-	-	-
	Babati DC	-	-	750,000,000	750,000,000	-	-	-	50,000,000	50,000,000	-
	Babati TC	-	-	500,000,000	500,000,000	-	-	-	50,000,000	50,000,000	-
	Henang DC	-	-	-	-	-	-	-	50,000,000	50,000,000	-
	Kileleshwa DC	-	-	-	-	900,000,000	900,000,000	-	100,000,000	100,000,000	-
26	Mbulu DC	-	-	-	-	-	-	-	50,000,000	50,000,000	-
	Mbulu TC	-	-	-	-	-	-	-	50,000,000	50,000,000	-
	Sirangiro DC	-	-	-	-	-	-	-	100,000,000	100,000,000	-
	Jumla Ndogo	-	-	1,250,000,000	750,000,000	900,000,000	900,000,000	450,000,000	450,000,000	450,000,000	-
	Jumla Kuu	15,500,000,000	13,500,000,000	23,150,000,000	23,900,000,000	16,550,000,000	16,550,000,000	15,000,000,000	14,800,000,000	1,000,000,000	1,000,000,000

**FEDHA ZILIZOTOLEWA KWA AJILI YA UNUNUZI WA VIFAA NA WIFAA TIBA KATIKA HOSPITALI, VITUO VYA AFYA NA ZAHANATI, HADI FEBRUARI 2023**

Na.	Mkoa/ Halmashauri	Fedha Zilizoidhinishwa	Fedha Zilizopokelewa	Fedha Zilizoidhinishwa	Fedha Zilizopokelewa	Fedha Zilizoidhinishwa	Fedha Zilizopokelewa	UNUNUZI WA VIFAA TIBA- ZAHANATI 300		UNUNUZI WA VIFAA TIBA- VITUO VYA AFYA NA ZAHANATI, HADI FEBRUARI 2023		JUMLA YA FEDHA ZILIZOPOKELEWA
								Fedha Zilizopokelewa	Fedha Zilizoidhinishwa	Fedha Zilizopokelewa	Fedha Zilizoidhinishwa	
1	KATAVI											
	Mlete DC	150,000,000	150,000,000	300,000,000	300,000,000	100,000,000	100,000,000			100,000,000	100,000,000	550,000,000
	Tanganyika DC	50,000,000	50,000,000	300,000,000	300,000,000							350,000,000
	Mpandaa MC	100,000,000	100,000,000	450,000,000	450,000,000	100,000,000	100,000,000			100,000,000	100,000,000	650,000,000
	Njimbwe DC	50,000,000	50,000,000	300,000,000	300,000,000	100,000,000	100,000,000			100,000,000	100,000,000	450,000,000
	Nsimbo DC	50,000,000	50,000,000	150,000,000	150,000,000	100,000,000	100,000,000			100,000,000	100,000,000	300,000,000
	Jumlia Ndago	400,000,000	400,000,000	1,500,000,000	1,500,000,000	400,000,000	400,000,000			400,000,000	400,000,000	2,300,000,000
	SIMUYU											
2	Barad DC	100,000,000	100,000,000	300,000,000	300,000,000					100,000,000		
	Barad TC	50,000,000	50,000,000									
	Busega DC	100,000,000	100,000,000	300,000,000	300,000,000	100,000,000	100,000,000			100,000,000	100,000,000	500,000,000
	Ilhima DC	50,000,000	50,000,000	150,000,000	150,000,000					100,000,000		300,000,000
	Maswa DC	100,000,000	100,000,000	450,000,000	450,000,000							550,000,000
	Meatu DC	150,000,000	150,000,000	300,000,000	300,000,000							450,000,000
	Jumlia Ndago	550,000,000	550,000,000	1,500,000,000	1,000,000,000	300,000,000	300,000,000			200,000,000		1,800,000,000
	NUIMBE											
Ludewa DC	50,000,000	50,000,000	150,000,000	150,000,000								
Makambako TC	100,000,000	100,000,000	150,000,000	150,000,000	100,000,000	100,000,000			100,000,000		350,000,000	
Makete DC	50,000,000	50,000,000	450,000,000	450,000,000								
Nombe DC	100,000,000	100,000,000			100,000,000	100,000,000						
Nombe TC	100,000,000	100,000,000	150,000,000	150,000,000					150,000,000			250,000,000
Wapong'ombe DC	50,000,000	50,000,000	600,000,000	600,000,000					100,000,000			
4	Jumlia Ndago	450,000,000	450,000,000	1,800,000,000	300,000,000	300,000,000	300,000,000			100,000,000	100,000,000	600,000,000
	GETA											
	Bukombe DC	100,000,000	100,000,000	300,000,000	300,000,000	400,000,000	400,000,000					400,000,000
	Chalo DC	100,000,000	100,000,000	450,000,000	450,000,000	150,000,000	150,000,000					550,000,000
	Geita DC	100,000,000	100,000,000	150,000,000	150,000,000	200,000,000	200,000,000			200,000,000		450,000,000
	Geita TC	50,000,000	50,000,000	150,000,000	150,000,000							
	Mtongwe DC	100,000,000	100,000,000	150,000,000	150,000,000	150,000,000	150,000,000					250,000,000
	Nyandwale DC	100,000,000	100,000,000	150,000,000	400,000,000	100,000,000	100,000,000			100,000,000	100,000,000	600,000,000
Jumlia Ndago	550,000,000	400,000,000	1,350,000,000	1,550,000,000	300,000,000	300,000,000			300,000,000		2,250,000,000	
5	ARUSHA											
	Arusha CC	50,000,000	50,000,000	300,000,000	300,000,000	100,000,000	100,000,000			100,000,000	100,000,000	450,000,000
	Arusha DC	50,000,000	50,000,000	300,000,000	300,000,000							350,000,000
	Karatu DC	50,000,000	50,000,000	150,000,000	150,000,000	150,000,000	150,000,000					200,000,000
	Longido DC	100,000,000	100,000,000	150,000,000	150,000,000	100,000,000	100,000,000			100,000,000	100,000,000	350,000,000
	Meru DC	50,000,000	50,000,000	150,000,000	150,000,000	150,000,000	150,000,000					200,000,000
	Morodidi DC	100,000,000	100,000,000	300,000,000	300,000,000							400,000,000
	Ngorongoro DC	100,000,000	100,000,000	300,000,000	300,000,000	100,000,000	100,000,000			500,000,000	500,000,000	500,000,000
Jumlia Ndago	500,000,000	400,000,000	1,650,000,000	1,350,000,000	1,350,000,000	1,350,000,000			700,000,000	700,000,000	2,450,000,000	

Na.	Mkoa/ Haikishauri	UNUNUZI WA VIFAА TIBA- ZAHANATI 300		UNUNUZI WA VIFAА TIBA- VITUO VYA AFTA 159		UNUNUZI WA VIFAА TIBA- HOSPITALI 71 ZA HAIMASHAURI		JUMILА YA FEDHA ZILIZOPOKELEWA	
		Fedha Zilizodhinishwa	Fedha Zilizopokelewa	Fedha Zilizodhinishwa	Fedha Zilizopokelewa	Fedha Zilizodhinishwa	Fedha Zilizopokelewa		
6	PWANI		-		-		-	-	
	Bagamoyo DC	100,000,000	100,000,000	150,000,000	150,000,000	-	-	250,000,000	
	Chalinze DC	200,000,000	200,000,000	150,000,000	150,000,000	-	-	350,000,000	
	Kibaha DC	50,000,000	50,000,000	150,000,000	150,000,000	100,000,000	100,000,000	300,000,000	
	Kibaha TC	50,000,000	50,000,000	150,000,000	150,000,000	100,000,000	100,000,000	300,000,000	
	Kilifi DC	100,000,000	100,000,000	150,000,000	150,000,000	100,000,000	100,000,000	350,000,000	
	Kisarawe DC	100,000,000	200,000,000	150,000,000	300,000,000	-	-	500,000,000	
	Mafia DC	200,000,000	100,000,000	300,000,000	300,000,000	-	-	400,000,000	
	Mkuranga DC	50,000,000	50,000,000	300,000,000	300,000,000	-	-	350,000,000	
	Rufiji DC	100,000,000	100,000,000	450,000,000	450,000,000	-	-	550,000,000	
	Jumlia Ndago	950,000,000	950,000,000	1,950,000,000	2,100,000,000	300,000,000	300,000,000	3,350,000,000	
	7	DODOMA							
		Bart DC	50,000,000	50,000,000	150,000,000	150,000,000	100,000,000	100,000,000	300,000,000
Chamwino DC		50,000,000	50,000,000	300,000,000	300,000,000	200,000,000	200,000,000	550,000,000	
Chemba DC		50,000,000	50,000,000	150,000,000	150,000,000	100,000,000	100,000,000	300,000,000	
Dodoma CC		50,000,000	50,000,000	150,000,000	150,000,000	-	-	200,000,000	
Kondoa DC		50,000,000	50,000,000	150,000,000	150,000,000	-	-	200,000,000	
Kondoa TC		50,000,000	50,000,000	150,000,000	150,000,000	-	-	200,000,000	
Kongwa DC		150,000,000	150,000,000	450,000,000	450,000,000	-	-	600,000,000	
Mipatwe DC		100,000,000	100,000,000	600,000,000	600,000,000	-	-	700,000,000	
Jumlia Ndago		550,000,000	550,000,000	2,100,000,000	2,100,000,000	400,000,000	400,000,000	3,050,000,000	
8		IRINGA							
		Iringa DC	100,000,000	100,000,000	450,000,000	450,000,000	100,000,000	100,000,000	650,000,000
		Iringa MC	50,000,000	50,000,000	150,000,000	150,000,000	-	-	200,000,000
	Kilob DC	100,000,000	100,000,000	300,000,000	300,000,000	100,000,000	100,000,000	500,000,000	
	Mafinga TC	50,000,000	50,000,000	150,000,000	150,000,000	-	-	200,000,000	
	Mlindi DC	100,000,000	100,000,000	300,000,000	300,000,000	100,000,000	100,000,000	500,000,000	
	Jumlia Ndago	400,000,000	400,000,000	1,350,000,000	1,350,000,000	300,000,000	300,000,000	2,050,000,000	
	9	RIGONIA							
		Buhigwe DC	100,000,000	100,000,000	300,000,000	300,000,000	100,000,000	100,000,000	500,000,000
		Kakonko DC	100,000,000	100,000,000	150,000,000	150,000,000	-	-	250,000,000
		Kasulu DC	50,000,000	50,000,000	300,000,000	300,000,000	100,000,000	100,000,000	450,000,000
		Kesulu TC	100,000,000	100,000,000	150,000,000	150,000,000	-	-	250,000,000
		Kibondo DC	50,000,000	50,000,000	150,000,000	150,000,000	-	-	200,000,000
Kipona DC		100,000,000	100,000,000	300,000,000	300,000,000	-	-	400,000,000	
Kipona MC		50,000,000	50,000,000	300,000,000	300,000,000	-	-	350,000,000	
Uvira DC		50,000,000	50,000,000	300,000,000	300,000,000	100,000,000	100,000,000	500,000,000	
Jumlia Ndago		600,000,000	600,000,000	1,950,000,000	1,650,000,000	300,000,000	200,000,000	2,400,000,000	

Na.	Mkoa/ Halmashauri	UNUNUZI WA VIFAA TIBA- ZAHANATI 300		UNUNUZI WA VIFAA TIBA- VITUO VYA AFYA 159		UNUNUZI WA VIFAA TIBA HOSPITALI 71 ZA		JUMLA YA FEDHA ZILIZOPOKELEWA		
		Fedha Zilizodhihishwa	Fedha Zilizopokelewa	Fedha Zilizodhihishwa	Fedha Zilizopokelewa	Fedha Zilizodhihishwa	Fedha Zilizopokelewa			
10	KILIMANJARO	Hai DC	50,000,000	50,000,000	300,000,000	300,000,000	-	-	350,000,000	
		Moshi DC	100,000,000	100,000,000	600,000,000	600,000,000	-	-	700,000,000	
		Moshi MC	50,000,000	-	150,000,000	-	-	-	-	-
		Mwanza DC	100,000,000	-	300,000,000	400,000,000	-	-	-	400,000,000
		Bombali DC	100,000,000	100,000,000	150,000,000	150,000,000	100,000,000	100,000,000	100,000,000	350,000,000
		Same DC	100,000,000	100,000,000	600,000,000	600,000,000	-	-	-	700,000,000
		Shaa DC	100,000,000	100,000,000	150,000,000	150,000,000	100,000,000	100,000,000	100,000,000	350,000,000
		Jumla Ndogo	600,000,000	450,000,000	2,250,000,000	2,200,000,000	200,000,000	200,000,000	200,000,000	2,850,000,000
		LINDI	-	-	-	-	-	-	-	-
		Kilwa DC	50,000,000	50,000,000	300,000,000	300,000,000	-	-	-	350,000,000
Mtama DC	50,000,000	50,000,000	150,000,000	150,000,000	-	-	-	200,000,000		
Lindi MC	50,000,000	50,000,000	300,000,000	300,000,000	-	-	-	350,000,000		
Lwale DC	50,000,000	-	300,000,000	-	-	-	-	-		
Nachingwea DC	150,000,000	150,000,000	300,000,000	300,000,000	-	-	-	450,000,000		
Ruangwa DC	50,000,000	50,000,000	750,000,000	750,000,000	100,000,000	100,000,000	100,000,000	900,000,000		
Jumla Ndogo	400,000,000	350,000,000	2,100,000,000	1,800,000,000	100,000,000	100,000,000	100,000,000	2,250,000,000		
12	MARA	Bunda DC	100,000,000	100,000,000	450,000,000	450,000,000	-	-	550,000,000	
		Bunda TC	50,000,000	50,000,000	150,000,000	150,000,000	-	-	200,000,000	
		Burama DC	100,000,000	100,000,000	150,000,000	150,000,000	-	-	250,000,000	
		Musoma DC	100,000,000	100,000,000	300,000,000	300,000,000	100,000,000	100,000,000	500,000,000	
		Musoma MC	50,000,000	-	150,000,000	-	-	-	-	-
		Ronya DC	100,000,000	100,000,000	150,000,000	150,000,000	-	-	-	250,000,000
		Serengeti DC	100,000,000	100,000,000	300,000,000	300,000,000	-	-	-	400,000,000
		Tama DC	50,000,000	50,000,000	150,000,000	150,000,000	-	-	-	200,000,000
		Tama TC	100,000,000	100,000,000	150,000,000	150,000,000	-	-	-	250,000,000
		Jumla Ndogo	750,000,000	700,000,000	1,950,000,000	1,800,000,000	300,000,000	300,000,000	300,000,000	2,600,000,000
13	MBEYA	Busekio DC	100,000,000	100,000,000	150,000,000	150,000,000	-	-	350,000,000	
		Chunya DC	100,000,000	300,000,000	300,000,000	300,000,000	-	-	400,000,000	
		Kyela DC	100,000,000	100,000,000	450,000,000	450,000,000	-	-	550,000,000	
		Mbarali DC	200,000,000	200,000,000	150,000,000	250,000,000	100,000,000	100,000,000	450,000,000	
		Mbeya CC	50,000,000	-	450,000,000	-	-	-	-	-
		Mbeya DC	100,000,000	100,000,000	150,000,000	150,000,000	100,000,000	100,000,000	100,000,000	350,000,000
		Rungwa DC	100,000,000	-	300,000,000	300,000,000	-	-	-	300,000,000
		Jumla Ndogo	750,000,000	600,000,000	1,950,000,000	1,600,000,000	300,000,000	300,000,000	200,000,000	2,400,000,000

Na.	Mkoa/Halmashauri	UNUNUZI WA VIFAA TIBA- ZAHANATI 300		UNUNUZI WA VIFAA TIBA- VITUO VYA AFYA 159		UNUNUZI WA VIFAA TIBA-HOSPITALI 71 ZA		JUMLA YA FEDHA ZILIZOPOKELEWA	
		Fedha Zilizodhinishwa	Fedha Zilizopokelewa	Fedha Zilizodhinishwa	Fedha Zilizopokelewa	Fedha Zilizodhinishwa	Fedha Zilizopokelewa		
14	MOROGORO	-	-	-	-	-	-	-	
	Gairo DC	100,000,000	-	150,000,000	-	100,000,000	-	-	
	Irakara TC	100,000,000	50,000,000	150,000,000	150,000,000	-	-	200,000,000	
	Mimba DC	100,000,000	-	150,000,000	-	-	-	-	
	Kifasa DC	50,000,000	-	600,000,000	-	-	-	-	
	Maiini DC	100,000,000	-	150,000,000	-	100,000,000	-	-	
	Morogoro DC	150,000,000	-	300,000,000	-	100,000,000	-	-	
	Morogoro MC	50,000,000	-	150,000,000	-	-	-	-	
	Mvomero DC	100,000,000	-	150,000,000	-	-	-	-	
	Ujanga DC	50,000,000	-	150,000,000	-	-	-	-	
	Jumla Ndogo	800,000,000	50,000,000	1,950,000,000	150,000,000	300,000,000	-	200,000,000	
	15	MTWARA	-	-	-	-	-	-	-
		Masasi DC	100,000,000	100,000,000	300,000,000	300,000,000	100,000,000	100,000,000	500,000,000
		Masasi TC	50,000,000	50,000,000	150,000,000	150,000,000	-	-	200,000,000
Mtwara DC		150,000,000	150,000,000	150,000,000	150,000,000	100,000,000	100,000,000	400,000,000	
Mtwara MC		50,000,000	50,000,000	150,000,000	150,000,000	-	-	200,000,000	
Nanyamba TC		50,000,000	50,000,000	150,000,000	150,000,000	100,000,000	100,000,000	300,000,000	
Nayumbu DC		100,000,000	100,000,000	300,000,000	300,000,000	-	-	400,000,000	
Nevata DC		100,000,000	100,000,000	150,000,000	150,000,000	-	-	250,000,000	
Nevata TC		100,000,000	150,000,000	300,000,000	300,000,000	-	-	450,000,000	
Tandaniwa DC		50,000,000	50,000,000	600,000,000	600,000,000	-	-	650,000,000	
Jumla Ndogo		750,000,000	800,000,000	2,250,000,000	2,250,000,000	300,000,000	300,000,000	3,350,000,000	
16		MWANZA	-	-	-	-	-	-	-
		Buchesa DC	50,000,000	450,000,000	300,000,000	-	100,000,000	-	450,000,000
		Ilemela MC	50,000,000	150,000,000	300,000,000	300,000,000	100,000,000	-	300,000,000
	Kwimba DC	100,000,000	100,000,000	450,000,000	450,000,000	-	-	550,000,000	
	Magu DC	100,000,000	100,000,000	300,000,000	300,000,000	-	-	400,000,000	
	Misingwi DC	100,000,000	-	150,000,000	-	-	-	-	
	Mwanza CC	50,000,000	50,000,000	300,000,000	300,000,000	-	-	350,000,000	
	Sengerema DC	50,000,000	50,000,000	150,000,000	150,000,000	-	-	200,000,000	
	Ukerewe DC	100,000,000	100,000,000	150,000,000	150,000,000	-	-	250,000,000	
	Jumla Ndogo	600,000,000	850,000,000	1,950,000,000	1,650,000,000	200,000,000	-	2,500,000,000	
	17	RUVUMA	-	-	-	-	-	-	-
		Hadzaba DC	100,000,000	-	150,000,000	-	-	-	-
		Ikungu DC	50,000,000	50,000,000	300,000,000	300,000,000	-	-	350,000,000
		Mlongu TC	100,000,000	-	150,000,000	-	-	-	-
Namtumbo DC		50,000,000	50,000,000	300,000,000	300,000,000	100,000,000	100,000,000	450,000,000	
Nyasa DC		50,000,000	-	300,000,000	-	100,000,000	-	-	
Songea DC		50,000,000	50,000,000	300,000,000	300,000,000	100,000,000	100,000,000	450,000,000	
Songea MC		50,000,000	50,000,000	150,000,000	150,000,000	-	-	200,000,000	
Tunduru DC		100,000,000	100,000,000	300,000,000	300,000,000	-	-	400,000,000	
Jumla Ndogo		550,000,000	300,000,000	1,950,000,000	1,350,000,000	300,000,000	200,000,000	1,850,000,000	

Na.	Mikoa/ Halmashauri	UNUNUZI WA VIFAA TIBA- ZAHANATI 300		UNUNUZI WA VIFAA TIBA- VITUO VYA AFYA 159		UNUNUZI WA VIFAA TIBA- HOSPITALI 71 ZA		JUMLA YA FEDHA ZILIZOPOKELEWA
		Fedha Zilizodhinishwa	Fedha Zilizopokelewa	Fedha Zilizodhinishwa	Fedha Zilizopokelewa	Fedha Zilizodhinishwa	Fedha Zilizopokelewa	
18	SHINYANGA	-	-	-	-	-	-	-
	Kahama MC	50,000,000	-	150,000,000	-	-	-	-
	Kisumu DC	100,000,000	100,000,000	300,000,000	300,000,000	-	-	400,000,000
	Msalala DC	100,000,000	100,000,000	300,000,000	300,000,000	100,000,000	100,000,000	500,000,000
	Shinyanga DC	100,000,000	-	150,000,000	-	100,000,000	350,000,000	350,000,000
	Shinyanga MC	100,000,000	100,000,000	450,000,000	250,000,000	-	-	250,000,000
	Ushetu DC	100,000,000	100,000,000	300,000,000	300,000,000	100,000,000	100,000,000	500,000,000
	Jumla Mtoto	550,000,000	300,000,000	1,350,000,000	1,150,000,000	300,000,000	550,000,000	2,000,000,000
	SINGIDA	-	-	-	-	-	-	-
	Ikingi DC	100,000,000	100,000,000	450,000,000	450,000,000	-	-	550,000,000
Iramba DC	50,000,000	50,000,000	750,000,000	750,000,000	-	-	800,000,000	
Iligi DC	50,000,000	-	300,000,000	-	-	-	-	
Mwayoni DC	100,000,000	100,000,000	450,000,000	450,000,000	-	-	250,000,000	
Mkarima DC	50,000,000	50,000,000	300,000,000	300,000,000	100,000,000	100,000,000	450,000,000	
Singida DC	100,000,000	-	300,000,000	-	100,000,000	100,000,000	-	
Singida MC	50,000,000	-	150,000,000	-	-	-	-	-
Jumla Mtoto	500,000,000	300,000,000	2,400,000,000	1,650,000,000	200,000,000	100,000,000	2,050,000,000	
TABORA	-	-	-	-	-	-	-	-
Iwanga DC	100,000,000	100,000,000	300,000,000	300,000,000	-	-	400,000,000	
Kaiya DC	150,000,000	150,000,000	300,000,000	300,000,000	-	-	450,000,000	
Nzega DC	100,000,000	100,000,000	450,000,000	450,000,000	-	-	550,000,000	
Nzega TC	50,000,000	50,000,000	150,000,000	150,000,000	-	-	200,000,000	
Sikonge DC	50,000,000	50,000,000	150,000,000	150,000,000	-	-	300,000,000	
Uyui DC	200,000,000	200,000,000	450,000,000	450,000,000	100,000,000	100,000,000	750,000,000	
Tabora MC	50,000,000	-	300,000,000	-	-	-	-	
Urambo DC	50,000,000	50,000,000	300,000,000	300,000,000	-	-	350,000,000	
Jumla Mtoto	750,000,000	700,000,000	2,400,000,000	2,100,000,000	200,000,000	200,000,000	3,000,000,000	
TANGA	-	-	-	-	-	-	-	-
Bombali DC	100,000,000	100,000,000	150,000,000	150,000,000	-	-	250,000,000	
Handeni DC	100,000,000	100,000,000	150,000,000	150,000,000	-	-	250,000,000	
Handeni TC	50,000,000	50,000,000	150,000,000	150,000,000	-	-	200,000,000	
Kilindi DC	100,000,000	100,000,000	300,000,000	300,000,000	-	-	400,000,000	
Korogwe DC	50,000,000	50,000,000	300,000,000	300,000,000	100,000,000	100,000,000	450,000,000	
Korogwe TC	50,000,000	50,000,000	300,000,000	300,000,000	-	-	350,000,000	
Lushoto DC	100,000,000	100,000,000	450,000,000	450,000,000	-	-	550,000,000	
Mkinga DC	150,000,000	150,000,000	150,000,000	150,000,000	-	-	300,000,000	
Mtunda DC	50,000,000	50,000,000	150,000,000	150,000,000	100,000,000	100,000,000	300,000,000	
Pangani DC	50,000,000	50,000,000	150,000,000	150,000,000	-	-	200,000,000	
Tanga CC	50,000,000	50,000,000	150,000,000	150,000,000	100,000,000	100,000,000	300,000,000	
Jumla Mtoto	850,000,000	850,000,000	2,400,000,000	2,400,000,000	300,000,000	300,000,000	3,550,000,000	



Na.	Mikoa/ Halmashauri	UNUNUZI WA VIFAA TIBA- ZAHANATI 300		UNUNUZI WA VIFAA TIBA- VITUO VYA AFYA 159		UNUNUZI WA VIFAA TIBA- HOSPITALI 71 ZA HALIMASHAURI		JUMLA YA FEDHA ZILIZOPOKELEWA	
		Fedha Zilizodfinishwa	Fedha Zilizopokelewa	Fedha Zilizodfinishwa	Fedha Zilizopokelewa	Fedha Zilizodfinishwa	Fedha Zilizopokelewa		
22	KAGERA	-	-	-	-	-	-	-	
	Biharambo DC	100,000,000	-	150,000,000	-	-	-	-	
	Bukoba DC	100,000,000	-	100,000,000	-	100,000,000	-	-	
	Bukoba MC	50,000,000	-	150,000,000	-	-	-	-	
	Karagwe DC	100,000,000	100,000,000	150,000,000	150,000,000	100,000,000	100,000,000	350,000,000	
	Kyerwa DC	100,000,000	-	150,000,000	-	-	-	-	
	Mlesenyi DC	50,000,000	-	150,000,000	-	-	-	-	
	Muleba DC	50,000,000	-	600,000,000	-	-	-	-	
	Ngara DC	100,000,000	-	300,000,000	-	-	-	-	
	Jumla Ndogo	650,000,000	100,000,000	1,800,000,000	150,000,000	300,000,000	100,000,000	350,000,000	
	DAR ES SALAAM	-	-	-	-	-	-	-	-
	DSM CC	100,000,000	100,000,000	300,000,000	300,000,000	100,000,000	100,000,000	500,000,000	
Kigamboni MC	50,000,000	50,000,000	300,000,000	300,000,000	100,000,000	100,000,000	450,000,000		
Kinondoni MC	100,000,000	100,000,000	150,000,000	150,000,000	-	-	250,000,000		
Femeke MC	50,000,000	50,000,000	300,000,000	300,000,000	-	-	350,000,000		
Utungo MC	50,000,000	50,000,000	300,000,000	300,000,000	-	-	350,000,000		
Jumla Ndogo	350,000,000	350,000,000	1,350,000,000	1,350,000,000	200,000,000	200,000,000	1,900,000,000		
RUKWA	-	-	-	-	-	-	-	-	
Kalambo DC	150,000,000	150,000,000	150,000,000	150,000,000	100,000,000	100,000,000	400,000,000		
Nkasi DC	100,000,000	100,000,000	600,000,000	600,000,000	100,000,000	100,000,000	800,000,000		
Sumbawanga DC	100,000,000	-	300,000,000	-	-	-	-		
Sumbawanga MC	50,000,000	50,000,000	150,000,000	150,000,000	-	-	200,000,000		
Jumla Ndogo	400,000,000	300,000,000	1,200,000,000	900,000,000	300,000,000	200,000,000	1,400,000,000		
SONGWE	-	-	-	-	-	-	-	-	
Ileje DC	100,000,000	100,000,000	150,000,000	150,000,000	100,000,000	100,000,000	350,000,000		
Mbozi DC	100,000,000	100,000,000	450,000,000	450,000,000	-	-	550,000,000		
Momba DC	100,000,000	100,000,000	150,000,000	150,000,000	-	-	250,000,000		
Songwe DC	50,000,000	50,000,000	300,000,000	300,000,000	100,000,000	100,000,000	400,000,000		
Tunduma TC	100,000,000	100,000,000	300,000,000	300,000,000	-	-	400,000,000		
Jumla Ndogo	450,000,000	400,000,000	1,350,000,000	1,050,000,000	200,000,000	100,000,000	1,550,000,000		
MANYARA	-	-	-	-	-	-	-	-	
Babati DC	50,000,000	50,000,000	300,000,000	300,000,000	-	-	-		
Babati TC	100,000,000	100,000,000	450,000,000	450,000,000	-	-	-		
Harang DC	50,000,000	50,000,000	150,000,000	150,000,000	-	-	150,000,000		
Kilimo DC	100,000,000	-	450,000,000	-	-	-	-		
Mbulu DC	50,000,000	-	300,000,000	-	100,000,000	100,000,000	-		
Mbulu TC	50,000,000	-	150,000,000	-	-	-	-		
Simanjiro DC	100,000,000	100,000,000	150,000,000	150,000,000	-	-	350,000,000		
Jumla Ndogo	500,000,000	100,000,000	1,950,000,000	300,000,000	200,000,000	100,000,000	500,000,000		
Jumla Kuu	15,150,000,000	11,950,000,000	47,700,000,000	36,750,000,000	7,100,000,000	6,850,000,000	54,550,000,000		

TAARIFA YA UANDIKISHAJI WA WANAFUNZI WAPYA WA ELIMU YA AWALI KWA MWAKA 2023 HADI TAREHE 28 FEBRUARI, 2023

NA.	MKOA	HALIMASHAURI			MAOTEQ			WALIOANDIKISHWA (WASIO WA MAHITAJI MAALUM)			WALIOANDIKISHWA (MAHITAJI MAALUM)			JUMILA WALIOANDIKISHWA			ASILIJA YA UANDIKISHAJI			
		WAW	WAS	JUMILA	WAW	WAS	JUMILA	WAW	WAS	JUMILA	WAW	WAS	JUMILA	WAW	WAS	JUMILA	WAW	WAS	JUMILA	
1	ARUSHA	ARUSHA DC	4,766	5,020	9,786	5,698	6,519	12,217	11	10	21	6,709	6,529	13,238	141	130	271	61	96	157
		ARUSHA CC	6,231	12,442	18,673	3,889	11,990	15,879	9	4	14	6,101	5,903	12,004	38	95	133	98	96	194
		KARAUU DC	3,354	3,356	6,710	3,960	3,647	7,607	9	4	13	3,969	3,651	7,620	118	109	227	119	114	233
		LONGIDO DC	4,879	4,302	9,181	3,914	3,612	7,526	8	16	24	3,922	3,620	7,542	80	84	164	82	86	168
		MERU DC	4,455	4,178	8,633	4,399	3,841	8,240	3	5	8	4,402	3,946	8,348	99	92	191	92	87	179
2	DARES SALAMI	MONDULU DC	2,180	3,005	5,185	2,708	2,599	5,307	7	3	10	2,715	2,602	5,317	125	87	212	103	99	202
		NEGRONGORO DC	4,776	4,221	8,997	4,883	4,025	8,908	4	5	9	4,887	4,030	8,917	102	95	197	100	93	193
		Jumia Ndogo	30,343	30,343	60,686	33,653	30,142	63,795	52	39	91	32,705	30,181	62,886	107	100	207	100	103	203
		DSM LCC	5,580	5,600	11,180	5,917	7,124	13,041	19	15	34	6,936	7,139	14,075	126	127	253	127	127	254
		KIGAMBOINI MC	2,080	2,211	4,291	2,020	4,035	6,055	4	1	5	2,014	2,028	4,042	97	92	189	92	94	186
3	DODOMA	KINONDONI MC	5,000	5,268	10,268	4,933	4,602	9,535	13	6	19	4,946	4,608	9,554	99	87	186	93	93	186
		TEMEKE MC	4,864	5,256	10,120	4,120	3,995	8,115	11	8	19	4,131	4,003	8,134	85	76	161	80	80	160
		UBUNGO MC	5,540	5,675	11,215	4,929	10,103	15,032	5	9	14	5,179	4,938	10,117	93	97	190	90	94	184
		Jumia Ndogo	22,984	24,010	46,994	23,154	22,675	45,829	52	39	91	23,206	22,714	45,920	101	95	196	91	98	189
		BAHIDC	3,400	3,732	7,132	3,828	7,559	11,387	2	1	3	3,733	3,629	7,362	110	103	213	106	104	210
4	GETTA	CHAMVINDO DC	5,872	5,938	11,810	6,143	6,180	12,323	11	10	21	6,154	6,170	12,324	105	104	209	104	104	208
		CHEMBA DC	4,523	5,016	9,539	5,061	5,189	10,250	6	4	10	5,067	5,163	10,230	105	103	208	104	104	
		DODOMA CC	6,405	6,898	13,303	6,880	6,818	13,698	45	32	77	6,925	6,850	13,775	108	99	207	100	104	
		KONDOA DC	4,228	4,307	8,535	4,317	4,219	8,536	10	9	19	4,327	4,228	8,555	102	98	200	100	100	
		KONDOA TC	1,100	970	2,070	1,256	1,191	2,447	-	1	1	1,256	1,192	2,448	114	123	237	118	118	
5	IRINGA	KONGWA DC	6,413	6,496	12,909	6,710	6,924	13,634	15	7	22	6,725	6,931	13,656	105	107	212	106	106	
		MPWAPWA DC	5,350	5,582	10,932	4,741	5,104	9,845	3	4	7	4,744	5,108	9,852	89	92	181	90	90	
		Jumia Ndogo	37,881	38,839	76,720	38,839	38,403	78,242	92	68	160	38,831	39,471	78,302	104	101	205	102	102	
		BUKOMBE DC	3,940	4,193	8,133	5,099	5,148	10,247	7	6	13	5,106	5,154	10,260	130	123	253	126	126	
		CHATO DC	6,182	6,264	12,446	6,440	16,111	22,551	6	3	9	7,977	8,143	16,120	149	130	279	130	130	
6	KAGERA	GETTA DC	10,472	11,231	21,703	15,446	15,073	30,519	76	52	128	15,522	15,125	30,647	148	135	283	141	141	
		GETTA TC	3,666	3,709	7,375	4,509	4,513	9,022	20	13	33	4,529	4,526	9,055	124	123	247	123	123	
		MBOGWIE DC	4,568	4,782	9,350	5,785	5,948	11,733	39	33	72	5,824	5,961	11,805	127	125	252	126	126	
		NYANG'WALE DC	3,198	3,700	6,898	3,980	4,009	7,989	9	18	27	3,989	4,016	8,007	114	109	223	110	110	
		Jumia Ndogo	32,328	33,879	66,207	42,831	42,831	85,662	157	116	273	42,947	42,947	85,894	133	127	260	130	130	
6	KAGERA	IRINGA DC	4,115	4,070	8,185	4,579	4,383	8,962	16	9	25	4,685	4,372	9,057	114	107	221	111	111	
		IRINGA MC	1,796	1,850	3,646	2,030	3,950	5,980	2	3	5	2,032	1,923	3,955	113	104	217	106	106	
		KILOLO DC	3,861	4,012	7,873	4,184	3,883	8,067	17	8	25	4,201	3,891	8,092	109	97	206	103	103	
		MAPINGA TC	4,231	4,102	8,333	5,060	4,657	9,717	2	4	6	1,585	1,598	3,183	110	110	220	110	110	
		Jumia Ndogo	15,668	15,486	31,154	17,536	16,417	33,953	67	30	97	16,601	16,417	33,018	114	106	220	110	110	
6	KAGERA	BHARAMULU DC	7,621	7,959	15,580	8,140	16,130	24	22	46	8,014	8,162	16,176	105	103	208	104	104		
		BUKOBA DC	4,148	4,185	8,333	5,985	5,623	11,608	9	5	14	5,984	5,628	11,612	145	134	279	139	139	
		BUKOBA MC	1,418	1,428	2,846	1,448	2,876	5,754	24	18	42	1,462	1,468	2,930	102	101	203	102	102	
		KARAGWE DC	4,312	4,415	8,727	5,520	5,411	10,937	-	-	-	5,520	5,411	10,931	128	123	251	125	125	
		KYERWA DC	6,025	6,249	12,274	6,249	6,290	12,539	7	4	11	6,296	6,294	12,590	104	101	205	103	103	
6	KAGERA	MISSENYI DC	3,361	3,332	6,693	3,571	3,426	6,997	1	1	2	3,572	3,427	6,999	106	103	209	105	105	
		MULEBA DC	9,887	10,005	19,892	10,605	10,261	20,866	19	22	41	10,624	10,263	20,907	107	103	210	103	103	

NA.	MKOA	HALMASHAURI	MAOTEO			WALIOANDIKISHWA (WASIO WA MAHITAJI MAALUM)			WALIOANDIKISHWA (MAHITAJI MAALUM)			JUMLA WALIOANDIKISHWA			ASILIUMA YA UANDIKISHAJI						
			WAV	WAS	JUMLA	WAS	JUMLA	WAV	WAS	JUMLA	WAV	WAS	JUMLA	WAV	WAS	JUMLA	WAV	WAS	JUMLA		
7	Jumla Ndogo KATAVI	NGARADC	5,639	6,016	11,655	5,591	6,605	13,196	13	11	24	6,604	6,616	13,220	112	110	111				
		MILEE DC	42,651	45,573	88,224	47,939	47,204	95,143	97	83	180	46,036	47,287	93,323	113	109	111				
		IMPANDA MC	2,664	2,687	5,351	2,829	2,847	5,676	2	4	6	2,831	2,851	5,682	99	106	102				
		MPIMBE DC	1,804	1,893	3,697	1,895	2,084	3,979	3	6	6	1,888	2,087	3,965	105	110	108				
		NSIMBO DC	2,574	2,521	5,095	2,755	2,808	5,563	3	8	11	2,758	2,816	5,574	107	112	109				
		TANGANVIKA DC	3,119	3,236	6,355	3,182	3,423	6,605	16	30	46	3,198	3,453	6,651	103	107	105				
		Jumla Ndogo KIGOMA	11,072	11,100	22,172	11,730	12,245	23,975	24	45	69	11,754	12,390	24,044	106	111	108				
8	Jumla Ndogo BUIHIGIE DC KAKONKO DC KASULU DC KIBONDO DC KIGOMA MC KIGOMA DC UVINZADC	BUIHIGIE DC	3,656	3,944	7,600	3,910	3,900	7,810	2	7	2	3,912	3,900	7,812	89	99	99				
		KAKONKO DC	3,122	3,001	6,123	3,126	3,126	6,252	6	7	13	3,132	3,328	6,460	100	111	106				
		KASULU DC	4,544	4,923	8,967	4,751	4,650	9,401	31	17	48	4,782	4,647	9,429	105	105	105				
		KIBONDO DC	2,992	3,147	6,139	3,502	3,368	6,890	8	7	5	3,510	3,395	6,905	117	108	112				
		KIGOMA MC	4,759	4,428	9,187	4,647	4,415	9,062	3	2	5	4,650	4,417	9,067	98	100	99				
		KIGOMA DC	3,043	3,229	6,272	3,663	3,715	7,378	24	26	50	3,687	3,741	7,428	121	116	118				
		UVINZADC	5,706	5,892	11,598	5,971	6,032	12,003	10	7	17	5,981	6,038	12,020	105	102	104				
		Jumla Ndogo KILIMANJARO	30,441	30,429	60,870	32,711	32,582	65,293	86	69	155	32,797	32,631	65,428	108	107	107				
		9	Jumla Ndogo HAI DC MOSHI DC MOMBASA DC MWANGA DC ROMBO DC SAME DC SHADC	HAI DC	2,050	2,188	4,238	2,058	2,268	4,326	76	10	86	2,705	2,848	5,553	129	121	125		
				MOSHI DC	4,340	4,392	8,732	5,537	5,023	10,560	76	10	86	5,613	5,033	10,646	129	115	122		
				MOMBASA DC	1,500	1,592	3,092	1,540	1,825	3,365	5	7	12	1,545	1,632	3,177	103	115	109		
				MWANGA DC	1,366	1,334	2,700	1,937	1,742	3,679	6	7	13	1,943	1,749	3,692	142	131	137		
				ROMBO DC	2,811	2,644	5,455	3,630	3,322	6,952	7	3	10	3,637	3,325	6,962	129	126	128		
				SAME DC	3,218	3,144	6,362	3,850	3,519	7,369	7	4	11	3,857	3,523	7,380	120	112	116		
SHADC	1,935			1,815	3,750	2,093	2,058	4,151	17	13	30	2,110	2,071	4,181	109	114	111				
Jumla Ndogo LINDI	17,660			17,109	34,369	21,216	20,127	41,343	194	54	248	21,410	20,181	41,591	124	118	121				
10	Jumla Ndogo KILWA DC LINDI MC LIWALE DC MTAMA DC NACHINGWEA DC RUANGWA DC			KILWA DC	2,721	2,742	5,463	2,591	2,598	5,189	8	6	14	2,599	2,604	5,203	96	95	95		
				LINDI MC	1,859	1,978	3,837	2,148	1,989	4,137	6	1	7	2,154	1,990	4,144	116	101	108		
				LIWALE DC	1,310	1,368	2,678	1,570	1,620	3,190	6	4	10	1,576	1,624	3,200	120	119	119		
				MTAMA DC	1,857	1,880	3,737	2,263	2,115	4,378	2	1	3	2,265	2,116	4,381	122	113	117		
				NACHINGWEA DC	2,78	2,649	5,428	2,885	2,885	5,770	1	-	-	3,137	2,885	6,022	113	109	111		
				RUANGWA DC	1,664	1,703	3,367	2,457	2,457	4,904	1	-	-	2,248	2,157	4,405	135	127	131		
		Jumla Ndogo MANYARA	12,190	12,320	24,510	13,956	13,384	27,320	23	12	35	13,979	13,376	27,355	115	109	112				
		11	Jumla Ndogo BABATI DC HANANG DC KITETO DC MBULU DC MBULU TC SIMANJIRO DC	BABATI DC	1,148	3,900	5,048	6,046	5,970	11,916	16	6	22	6,062	5,876	11,938	145	151	148		
				HANANG DC	5,202	5,296	10,498	5,904	5,414	11,318	8	7	15	5,912	5,421	11,333	114	102	108		
				KITETO DC	4,396	3,875	8,271	4,221	3,699	7,920	1	3	4	4,222	3,702	7,924	96	96	96		
				MBULU DC	3,537	3,478	7,015	3,959	3,884	7,843	2	1	3	3,961	3,885	7,846	112	112	112		
				MBULU TC	2,333	2,315	4,648	2,655	2,361	5,016	1	1	2	2,656	2,362	5,018	114	102	108		
				SIMANJIRO DC	2,228	2,105	4,333	1,959	1,747	3,706	11	10	21	1,970	1,757	3,727	88	83	86		
				Jumla Ndogo MARA	23,726	22,768	46,494	26,890	24,971	51,821	39	28	67	26,889	24,999	51,888	113	110	112		
12	Jumla Ndogo BUNDA DC BUTIAMA DC MUSOMA DC MUSOMA MC RORYADC			BUNDA DC	4,967	5,140	10,107	5,121	4,895	10,016	21	10	31	5,142	4,905	10,047	104	95	99		
				BUTIAMA DC	2,993	3,117	6,110	3,212	3,088	6,300	4	7	11	3,216	3,095	6,311	107	99	103		
				MUSOMA DC	5,810	5,949	11,759	6,470	6,113	12,583	-	2	2	6,470	6,115	12,585	111	103	107		
				MUSOMA MC	4,608	4,827	9,435	6,211	5,576	11,787	3	12	25	6,224	5,588	11,812	135	116	125		
				RORYADC	2,444	2,554	4,998	2,131	2,052	4,183	3	3	6	2,134	2,055	4,189	87	80	84		
				Jumla Ndogo MARA	5,316	5,440	10,756	5,486	5,366	10,852	6	10	16	5,492	5,376	10,868	103	99	101		

NA.	MKOA	HALMASHAURI	MAOTEO									WALIOANDIKISHWA (WASIO WA MAHITAJI MAALUM)					WALIOANDIKISHWA (MAHITAJI MAALUM)					JUMLA WALIOANDIKISHWA					ASILIMA YA UANDIKISHAJI		
			WAS			WAW			JUMLA			WAS	WAW	JUMLA	WAS	WAW	JUMLA	WAS	WAW	JUMLA	WAS	WAW	JUMLA	WAS	WAW	JUMLA			
			WAV	WAS	JUMLA	WAV	WAS	JUMLA	WAV	WAS	JUMLA																WAV	WAS	JUMLA
13	Jumla Ndogo	SERENGETI DC	6,002	5,713	11,715	7,062	7,395	14,457	14	11	25	7,076	7,306	14,382	118	128	246	14,382	118	128	7,076	7,306	14,382	118	128	246			
		TARIME DC	6,155	6,480	12,635	8,220	7,889	16,089	32	41	73	8,252	7,910	16,162	134	122	256	8,252	7,910	16,162	134	122	256	134	122	256			
		TARIME TC	1,582	1,592	3,174	1,860	1,806	3,666	12	11	23	1,852	1,817	3,709	107	107	214	1,852	1,817	3,709	107	107	214	107	107	214			
		Jumla Ndogo	<b>39,877</b>	<b>40,912</b>	<b>80,789</b>	<b>45,933</b>	<b>44,060</b>	<b>89,853</b>	<b>105</b>	<b>107</b>	<b>212</b>	<b>45,888</b>	<b>44,167</b>	<b>90,065</b>	<b>115</b>	<b>108</b>	<b>223</b>	<b>45,888</b>	<b>44,167</b>	<b>90,065</b>	<b>115</b>	<b>108</b>	<b>223</b>	<b>115</b>	<b>108</b>	<b>223</b>			
		14	MOROGORO	MOROGORO DC	1,110	1,205	2,315	1,191	1,119	2,310	7	1	8	1,198	1,126	2,324	108	93	201	1,198	1,126	2,324	108	93	201	108	93	201	
				MOROGORO TC	3,269	3,477	6,746	4,077	4,021	8,098	2	1	3	4,079	4,022	8,101	125	116	241	4,079	4,022	8,101	125	116	241	125	116	241	
				CHUNYA DC	4,379	4,682	9,061	5,268	5,140	10,408	9	8	17	5,277	5,148	10,425	121	110	231	5,277	5,148	10,425	121	110	231	121	110	231	
				MBARALI DC	4,834	4,717	9,551	5,815	5,607	11,422	9	10	19	5,824	5,617	11,441	120	119	239	5,824	5,617	11,441	120	119	239	120	119	239	
				MBEYA DC	4,948	5,054	10,002	3,943	5,047	9,990	3	2	5	4,946	5,046	9,995	100	100	200	4,946	5,046	9,995	100	100	200	100	100	200	
				MBEYA CC	4,661	5,096	9,757	4,895	4,855	9,750	10	6	16	4,905	4,861	9,566	105	91	196	4,905	4,861	9,566	105	91	196	105	91	196	
				RUNGWWE DC	4,248	4,917	9,165	4,721	4,554	9,275	107	40	147	4,828	4,594	9,422	114	106	220	4,828	4,594	9,422	114	106	220	114	106	220	
				BUSUKOLE DC	<b>27,449</b>	<b>28,548</b>	<b>55,997</b>	<b>30,910</b>	<b>30,143</b>	<b>61,053</b>	<b>147</b>	<b>74</b>	<b>221</b>	<b>31,057</b>	<b>30,217</b>	<b>61,274</b>	<b>113</b>	<b>106</b>	<b>219</b>	<b>31,057</b>	<b>30,217</b>	<b>61,274</b>	<b>113</b>	<b>106</b>	<b>219</b>	<b>113</b>	<b>106</b>	<b>219</b>	
				GAIRO DC	2,519	2,875	5,394	3,369	3,767	7,136	12	14	26	3,361	3,781	7,142	330	315	645	3,361	3,781	7,142	330	315	645	330	315	645	
IFAKARA TC	3,249			3,376	6,625	3,108	3,212	6,320	57	69	126	3,165	3,281	6,446	97	97	194	3,165	3,281	6,446	97	97	194	97	97	194			
KILOSA DC	5,651			6,136	11,787	6,088	6,058	12,146	37	31	68	6,125	6,088	12,213	158	148	306	6,125	6,088	12,213	158	148	306	158	148	306			
MALINYI DC	2,781			2,782	5,563	3,438	3,243	6,681	42	27	69	3,480	3,270	6,750	125	118	243	3,480	3,270	6,750	125	118	243	125	118	243			
MUMBWA DC	3,496			3,644	7,140	4,289	4,080	8,379	4	5	9	4,293	4,058	8,388	123	112	235	4,293	4,058	8,388	123	112	235	123	112	235			
MOROGORO DC	4,600	4,830	9,430	5,030	4,947	9,977	14	12	26	5,044	4,859	9,903	110	101	211	5,044	4,859	9,903	110	101	211	110	101	211					
MOROGORO MC	3,809	3,950	7,759	4,044	3,849	7,893	12	14	26	4,056	3,863	7,919	106	98	204	4,056	3,863	7,919	106	98	204	106	98	204					
MWOMERO DC	5,614	5,550	11,164	5,750	5,911	11,661	55	51	106	5,805	5,962	11,767	103	107	210	5,805	5,962	11,767	103	107	210	103	107	210					
ULANGA DC	2,546	2,620	5,166	3,292	3,007	6,299	26	22	48	3,318	3,029	6,347	130	116	246	3,318	3,029	6,347	130	116	246	130	116	246					
Jumla Ndogo	<b>34,708</b>	<b>36,164</b>	<b>70,872</b>	<b>41,608</b>	<b>40,964</b>	<b>82,592</b>	<b>269</b>	<b>245</b>	<b>504</b>	<b>41,667</b>	<b>41,229</b>	<b>82,896</b>	<b>121</b>	<b>114</b>	<b>235</b>	<b>41,667</b>	<b>41,229</b>	<b>82,896</b>	<b>121</b>	<b>114</b>	<b>235</b>	<b>121</b>	<b>114</b>	<b>235</b>					
15	MTWARA	MASASI DC	2,679	2,875	5,554	3,500	3,468	6,968	4	4	8	3,504	3,462	6,966	131	120	251	3,504	3,462	6,966	131	120	251	131	120	251			
		MASASI TC	1,237	1,227	2,464	1,415	1,516	2,931	-	-	-	1,415	1,516	2,931	14	14	28	1,415	1,516	2,931	14	14	28	14	14	28			
		MTWARA DC	1,889	1,915	3,804	2,046	2,041	4,087	9	3	12	2,055	2,044	4,099	108	107	215	2,055	2,044	4,099	108	107	215	108	107	215			
		MTWARA MC	943	979	1,922	1,122	1,062	2,184	4	6	10	1,126	1,068	2,194	119	109	228	1,126	1,068	2,194	119	109	228	119	109	228			
		NANYAMBA TC	2,241	2,118	4,359	2,376	2,293	4,669	3	3	6	2,379	2,296	4,675	106	108	214	2,379	2,296	4,675	106	108	214	106	108	214			
		NANYUMBU DC	1,865	1,906	3,771	2,050	2,068	4,118	3	3	6	2,053	2,071	4,124	110	109	219	2,053	2,071	4,124	110	109	219	110	109	219			
		NEWALA DC	1,369	1,523	2,892	1,522	1,497	3,019	-	-	-	1,522	1,497	3,019	112	98	210	1,522	1,497	3,019	112	98	210	112	98	210			
		NEWALA TC	1,032	1,024	2,056	1,046	1,059	2,105	1	2	3	1,047	1,061	2,108	101	104	205	1,047	1,061	2,108	101	104	205	101	104	205			
		TANDAHIMBA DC	3,846	3,659	7,505	3,741	3,791	7,532	8	4	12	3,749	3,795	7,544	103	104	207	3,749	3,795	7,544	103	104	207	103	104	207			
		Jumla Ndogo	<b>16,901</b>	<b>17,226</b>	<b>34,127</b>	<b>18,818</b>	<b>18,783</b>	<b>37,693</b>	<b>32</b>	<b>25</b>	<b>57</b>	<b>18,850</b>	<b>18,619</b>	<b>37,469</b>	<b>112</b>	<b>109</b>	<b>221</b>	<b>18,850</b>	<b>18,619</b>	<b>37,469</b>	<b>112</b>	<b>109</b>	<b>221</b>	<b>112</b>	<b>109</b>	<b>221</b>			
		16	MWANZA	BUCHOSA DC	6,968	7,021	14,007	8,058	7,763	15,821	19	42	61	8,058	7,763	15,821	115	111	226	8,058	7,763	15,821	115	111	226	115	111	226	
				ILENIELA MC	3,582	3,958	7,540	3,912	3,794	7,706	23	19	42	3,935	3,613	7,748	110	96	206	3,935	3,613	7,748	110	96	206	110	96	206	
				KIWIMBA DC	6,584	6,796	13,380	6,563	7,096	13,649	10	8	18	6,563	7,104	13,667	105	102	207	6,563	7,104	13,667	105	102	207	105	102	207	
MAGU DC	7,066			7,372	14,438	7,657	7,480	15,137	13	7	20	7,670	7,487	15,157	109	102	211	7,670	7,487	15,157	109	102	211	109	102	211			
MUSUNGWI DC	8,157			8,558	16,715	6,963	7,028	13,991	18	14	32	6,981	7,042	14,023	80	82	162	6,981	7,042	14,023	80	82	162	80	82	162			
MWANZA CC	3,518			3,834	7,342	3,172	3,401	6,573	2	4	6	3,174	3,405	6,579	90	88	178	3,174	3,405	6,579	90	88	178	90	88	178			
SENGEREMA DC	5,768			5,091	10,859	6,396	6,184	12,580	16	10	28	6,414	6,194	12,608	111	122	233	6,414	6,194	12,608	111	122	233	111	122	233			
UKEREWE DC	7,106			7,510	15,216	9,369	8,832	18,201	30	30	60	9,399	8,862	18,261	122	118	240	9,399	8,862	18,261	122	118	240	122	118	240			
Jumla Ndogo	<b>49,867</b>			<b>50,130</b>	<b>100,997</b>	<b>52,080</b>	<b>51,578</b>	<b>103,658</b>	<b>114</b>	<b>92</b>	<b>206</b>	<b>52,194</b>	<b>51,670</b>	<b>103,864</b>	<b>103</b>	<b>104</b>	<b>207</b>	<b>52,194</b>	<b>51,670</b>	<b>103,864</b>	<b>103</b>	<b>104</b>	<b>207</b>	<b>103</b>	<b>104</b>	<b>207</b>			
17	Njombe			LUDEWA DC	2,217	2,202	4,419	2,391	2,299	4,690	20	10	30	2,411	2,309	4,720	109	105	214	2,411	2,309	4,720	109	105	214	109	105	214	
				MAKAMBAMBO TC	1,250	1,379	2,629	1,613	1,511	3,124	17	10	27	1,630	1,521	3,151	110	120	230	1,630	1,521	3,151	110	120	230	110	120	230	
				MAKETE DC	1,844	1,656	3,500	1,846	1,628	3,474	5	4	9	1,851	1,632	3,483	100	99	199	1,851	1,632	3,483	100	99	199	100	99	199	
				Njombe DC	1,224	1,341	2,565																						



NA.	MKOA	HALMASHAURI	MAOTEO			WALIOANDIKISHWA (WASIO WA MAHITAJI MAALUM)			WALIOANDIKISHWA (MAHITAJI MAALUM)			JUMLA WALIOANDIKISHWA			ASILIYA YA UANDIKISHAJI						
			WAV	WAS	JUMLA	WAV	WAS	JUMLA	WAV	WAS	JUMLA	WAV	WAS	JUMLA	WAV	WAS	JUMLA	WAV	WAS	JUMLA	
24	Jumla Ndogo SONGWE	SINGIDA MC	3,078	3,185	6,263	3,922	3,069	6,961	10	7	17	3,302	3,076	6,378	107	97	102				
		Jumla Ndogo	27,988	27,190	55,148	29,321	26,128	57,449	42	43	85	29,363	28,171	57,534	105	104	104				
		ILE/IE DC	1,979	1,652	3,231	1,473	2,844	8	3	11	1,379	1,476	2,855	87	89	86					
		MBOZI DC	6,580	6,889	13,469	7,189	6,919	14,108	11	11	22	7,200	6,930	14,130	109	101	105				
		MOMBA DC	3,234	3,312	6,546	3,262	3,311	6,573	3	3	6	3,265	3,314	6,579	101	100	101				
		SONGWE DC	3,109	3,299	6,408	3,075	3,202	6,277	3	2	5	3,078	3,204	6,282	99	97	98				
		TUNDUMA TC	1,900	2,171	4,161	1,989	1,933	3,922	-	-	-	1,989	1,933	3,922	100	89	94				
		Jumla Ndogo	16,492	17,323	33,815	16,888	16,838	33,724	25	19	44	16,911	16,857	33,768	103	97	100				
		ICUNGA DC	4,373	5,369	10,242	3,893	5,227	10,120	3	2	5	4,886	5,228	10,125	100	97	99				
		KALUA DC	17,455	12,033	23,488	10,689	10,825	21,514	7	3	10	10,696	10,828	21,524	93	90	92				
25	TABORA	NZEGA DC	4,884	5,183	10,067	4,598	4,879	9,477	-	-	-	4,598	4,879	9,477	94	94	94				
		NZEGA TC	1,800	1,833	3,633	1,769	1,671	3,440	1	-	1	1,770	1,671	3,441	98	91	95				
		SIKONGE DC	3,177	3,310	6,487	3,870	3,796	7,666	6	12	18	3,876	3,802	7,678	122	115	118				
		TABORA MC	3,641	3,508	7,149	4,070	4,063	8,133	7	6	13	4,077	4,069	8,146	112	116	114				
		URAMBO DC	2,697	2,804	5,501	2,643	2,581	5,224	7	1	8	2,650	2,582	5,232	98	92	95				
		UYU DC	3,525	3,907	7,432	5,031	4,950	9,981	2	2	4	5,033	4,952	9,985	137	137	132				
		Jumla Ndogo	36,202	37,947	74,149	37,563	37,982	75,555	33	20	53	37,596	38,072	75,668	104	100	102				
		BUMBILI DC	2,428	2,426	4,852	3,050	2,862	5,902	13	6	19	3,063	2,858	5,921	126	118	122				
		HANDENI DC	5,155	5,200	10,355	5,975	5,916	11,891	1	2	3	5,976	5,918	11,894	116	114	115				
		HANDENI TC	1,340	1,450	2,790	1,302	1,259	2,759	4	2	6	1,306	1,459	2,765	97	101	99				
26	TANGA	KILINDI DC	3,271	3,470	6,741	2,877	3,026	5,903	-	-	-	2,877	3,029	5,903	88	87	88				
		KOROGWE DC	4,441	4,001	8,142	3,854	3,884	7,718	6	6	12	3,860	3,870	7,730	93	87	95				
		KOROGWE TC	1,020	958	1,978	1,115	1,044	2,159	1	4	5	1,116	1,048	2,164	109	109	104				
		LUSHOTO DC	4,876	5,072	9,948	5,234	5,194	10,368	5	4	9	5,239	5,138	10,377	107	101	104				
		MKINGA DC	1,659	1,718	3,377	1,859	1,824	3,683	-	-	-	1,859	1,824	3,683	112	106	109				
		MUHEZA DC	2,756	2,854	5,610	2,499	2,387	4,866	24	4	28	2,523	2,371	4,894	92	83	87				
		PANGANI DC	1,059	1,285	2,344	1,072	1,079	2,151	-	1	1	1,072	1,080	2,152	101	84	92				
		TANGA CC	3,058	3,262	6,417	2,969	2,781	5,750	18	11	29	2,987	2,792	5,779	95	86	90				
		Jumla Ndogo	30,558	31,636	62,554	31,806	31,344	63,150	72	40	112	31,878	31,384	63,262	103	99	101				
		Jumla Kuu	677,883	693,797	1,371,690	754,807	741,701	1,496,608	2,113	1,606	3,719	756,920	743,307	1,500,227	112	107	109,317				

**TAARIFA YA UANDIKISHAJI WA WANAFUNZI WAPYA WA DARASA LA KWANZA KWA MWAKA 2023 HADI TAREHE 28 FEBRUARI, 2023**

NA.	MKOA	HALIMASHAURI	MMAOTE 2022					WALIOANDIKISHWA WASIO WA MAHITAJI MAALUMU)					WALIOANDIKISHWA MAHITAJI MAALUMU)					ASILIMIA YA UANDIKISHAJI					
			WAW	WAS	JUMLA	WAW	WAS	JUMLA	WAW	WAS	JUMLA	WAW	WAS	JUMLA	WAW	WAS	JUMLA	WAW	WAS	JUMLA	WAW	WAS	JUMLA
1	ARUSHA	ARUSHADC	4,761	5,039	9,820	5,663	6,159	11,822	9	7	16	5,672	6,166	11,838	119	122	241						
		ARUSHACC	7,263	7,534	14,797	8,134	8,480	16,614	6	6	12	8,140	8,486	16,626	112	113	225						
		KARATUIDC	3,682	3,742	7,424	3,993	4,296	8,229	6	3	9	3,999	4,139	8,138	109	111	220						
		LONGODDC	3,389	2,728	6,117	3,347	2,950	6,297	3	7	10	3,350	2,957	6,307	89	108	197						
		MWERUDC	3,795	3,666	7,421	3,765	3,945	7,610	51	52	103	3,856	3,887	7,713	102	106	208						
		MONDUIDC	2,703	2,719	5,422	3,128	3,268	6,416	31	31	62	3,159	3,319	6,478	117	122	239						
		NGORONGORODC	3,992	3,491	7,483	3,962	3,513	7,475	3	2	5	3,965	3,515	7,480	99	101	200						
		Jumla Ndogo	<b>29,565</b>	<b>28,919</b>	<b>58,484</b>	<b>31,992</b>	<b>32,371</b>	<b>64,363</b>	<b>109</b>	<b>108</b>	<b>217</b>	<b>32,001</b>	<b>32,479</b>	<b>64,580</b>	<b>109</b>	<b>112</b>	<b>221</b>						
		DAR ES SALAAM	18,100	18,500	36,600	19,542	21,155	40,697	60	62	122	19,602	21,217	40,819	108	115	223						
		KIGAMBO	3,410	3,571	6,981	3,603	3,933	7,536	16	17	33	3,619	3,950	7,569	106	111	217						
KINOBONI	8,798	9,156	17,954	9,278	9,311	19,189	10	10	20	9,288	9,921	19,209	106	108	214								
TEMERE	15,133	15,940	31,073	15,119	16,425	31,544	39	41	80	15,158	16,466	31,624	100	103	203								
UBUNGO	9,296	9,950	18,846	9,930	10,478	20,408	11	11	22	9,941	10,489	20,430	107	110	217								
Jumla Ndogo	<b>54,737</b>	<b>56,717</b>	<b>111,454</b>	<b>57,472</b>	<b>61,902</b>	<b>119,374</b>	<b>136</b>	<b>141</b>	<b>277</b>	<b>57,608</b>	<b>62,043</b>	<b>119,651</b>	<b>105</b>	<b>109</b>	<b>214</b>								
3	DODOMA	BAHI DC	3,590	3,824	7,414	4,229	4,867	8,796	2	2	4	4,231	4,569	8,800	118	119	237						
		CHEMBA DC	6,352	6,456	12,808	6,851	7,062	14,211	3	2	5	6,854	7,382	14,216	108	114	222						
		DODOMA CC	5,249	5,293	10,542	5,611	5,672	11,483	-	-	-	5,611	5,872	11,483	107	111	218						
		KONDOA DC	4,241	4,360	8,601	4,614	4,816	9,430	-	-	-	4,614	4,816	9,430	109	110	219						
		KONDOA IC	1,241	1,116	2,357	1,318	1,231	2,549	-	-	-	1,318	1,231	2,549	101	106	207						
		KONGWA DC	7,860	7,834	15,694	7,923	8,313	16,236	2	1	3	7,925	8,314	16,239	101	106	207						
		MIPWAPWA DC	6,431	7,144	13,575	6,525	7,409	13,934	26	14	40	6,551	7,423	13,974	102	104	206						
		Jumla Ndogo	<b>44,282</b>	<b>45,860</b>	<b>90,122</b>	<b>46,856</b>	<b>50,227</b>	<b>97,083</b>	<b>39</b>	<b>23</b>	<b>62</b>	<b>46,895</b>	<b>50,250</b>	<b>97,145</b>	<b>106</b>	<b>110</b>	<b>216</b>						
		BUKOMBE DC	6,302	6,799	13,011	7,589	8,134	15,723	4	4	8	7,593	8,138	15,731	120	120	240						
		CHATO DC	9,543	9,378	18,921	10,812	11,265	22,077	9	7	16	10,821	11,272	22,093	113	120	233						
GEITA DC	18,580	19,805	38,355	20,620	21,314	41,834	10	9	19	20,530	21,323	41,853	111	108	219								
GEITA IC	6,080	6,284	12,364	6,430	6,190	13,220	4	13	17	6,434	6,803	13,237	106	108	214								
MIBOWIE DC	6,005	6,133	12,138	6,479	6,925	13,404	3	2	5	6,482	6,927	13,409	108	113	221								
NYANGHWALE DC	3,652	3,754	7,406	4,026	4,276	8,302	3	3	6	4,029	4,279	8,308	110	114	224								
Jumla Ndogo	<b>50,132</b>	<b>52,153</b>	<b>102,285</b>	<b>55,856</b>	<b>58,704</b>	<b>114,560</b>	<b>33</b>	<b>38</b>	<b>71</b>	<b>55,889</b>	<b>58,742</b>	<b>114,631</b>	<b>111</b>	<b>113</b>	<b>224</b>								
5	RINGA	IRINGA DC	4,013	4,100	8,113	4,348	4,494	8,842	13	9	22	4,361	4,503	8,864	109	110	219						
		KILO DC	2,101	2,155	4,256	2,195	2,294	4,489	12	26	38	2,207	2,320	4,527	105	108	213						
		KILOTO DC	3,752	4,042	7,794	3,786	4,183	7,979	2	4	6	3,798	4,187	7,985	101	104	205						
		MAFINGA IC	1,452	1,562	2,915	1,562	1,643	3,205	2	3	8	1,567	1,646	3,213	107	113	220						
		MUFINDI DC	3,469	3,617	7,026	3,907	4,074	7,981	11	6	17	3,918	4,080	7,998	106	113	219						
		Jumla Ndogo	<b>15,038</b>	<b>15,366</b>	<b>30,404</b>	<b>15,068</b>	<b>16,688</b>	<b>32,496</b>	<b>43</b>	<b>48</b>	<b>91</b>	<b>15,851</b>	<b>16,736</b>	<b>32,587</b>	<b>105</b>	<b>109</b>	<b>214</b>						
		BHARAMULO DC	7,676	8,019	15,695	8,615	9,194	17,809	4	3	7	8,619	9,197	17,816	112	115	227						
		BUKOBWA DC	4,285	4,117	8,402	4,710	4,779	9,469	3	3	6	4,713	4,782	9,495	110	116	226						
		BUKOBA IC	1,560	1,603	3,163	1,709	1,795	3,504	2	15	17	1,711	1,810	3,521	110	113	223						
		KARAGWIE DC	4,414	4,653	9,067	4,977	5,008	10,385	6	18	24	4,983	5,426	10,409	113	117	230						
KYERWA DC	6,413	6,683	13,096	6,512	7,085	13,597	14	8	22	6,526	7,093	13,619	102	106	208								

TAARIFA YA UANDIKISHAJI WA WANAFUNZI WAPYA WA DARASA LA KWANZA KWA MWAKA 2023 HADI TAREHE 28 FEBRUARI, 2023

NA.	MKOA	HALIMASHAURI	MIAOTEO 2022						WALIOANDIKISHWA WASIO WA MAHITAJI MAALUM)						WALIOANDIKISHWA MAHITAJI MAALUM)						JUMLA WALIOANDIKISHWA						ASILIMIA YA UANDIKISHAJI											
			WAW			WAS			JUMILA			WAW			WAS			JUMILA			WAW			WAS			JUMILA			WAW			WAS			JUMILA		
			WAW	WAS	JUMILA	WAW	WAS	JUMILA	WAW	WAS	JUMILA	WAW	WAS	JUMILA	WAW	WAS	JUMILA	WAW	WAS	JUMILA	WAW	WAS	JUMILA	WAW	WAS	JUMILA	WAW	WAS	JUMILA	WAW	WAS	JUMILA						
7	Jumla Ndogo KATAVI	MISSENYIDC	3,273	3,495	6,768	3,434	3,844	7,238	3,338	3,447	6,785	3,388	3,531	6,919	3,388	3,531	6,919	3,388	3,531	6,919	3,388	3,531	6,919	3,388	3,531	6,919	3,388	3,531	6,919	3,388	3,531	6,919						
		MULEBADC	9,403	9,391	18,794	9,423	10,146	19,569	2	3	5	9,425	10,149	19,574	100	108	208	100	108	208	100	108	208	100	108	208	100	108	208	100	108	208						
		NG'ARADC	5,621	5,712	11,333	5,814	6,206	12,020	11,000	12,020	11,000	22,040	6,206	6,206	12,412	103	109	212	103	109	212	103	109	212	103	109	212	103	109	212	103	109	212					
		MILELE DC	42,645	43,673	86,318	45,254	48,457	93,711	33	53	86	45,287	48,510	93,797	106	111	217	106	111	217	106	111	217	106	111	217	106	111	217	106	111	217						
		IMPANDAIMC	1,289	1,278	2,567	1,688	1,783	3,471	-	-	-	1,688	1,783	3,471	134	140	274	134	140	274	134	140	274	134	140	274	134	140	274	134	140	274						
		IMPIMBIVE DC	2,861	2,955	5,816	3,274	3,671	6,945	2	1	3	4,386	4,600	8,986	106	114	220	106	114	220	106	114	220	106	114	220	106	114	220	106	114	220						
		NSIMBODC	3,014	2,823	5,837	3,620	3,313	7,233	6	6	12	3,626	3,619	7,245	120	128	248	120	128	248	120	128	248	120	128	248	120	128	248	120	128	248						
8	Jumla Ndogo KIGOMA	TANGANYIKADC	4,935	4,579	9,514	6,140	6,143	12,283	1	1	2	6,141	6,144	12,285	124	134	258	124	134	258	124	134	258	124	134	258	124	134	258	124	134	258						
		BUIHWE DC	16,175	15,683	31,858	18,746	19,955	38,101	10	9	19	18,756	19,364	38,120	116	123	239	116	123	239	116	123	239	116	123	239	116	123	239	116	123	239						
		KAKONKODC	3,944	3,589	7,533	4,277	4,198	8,425	2	4	6	4,229	4,202	8,431	107	117	224	107	117	224	107	117	224	107	117	224	107	117	224	107	117	224						
		KASULU TC	3,078	2,950	6,028	3,397	3,873	7,665	6	6	12	3,312	3,403	6,715	108	115	223	108	115	223	108	115	223	108	115	223	108	115	223	108	115	223						
		KIBONDO DC	6,984	6,501	13,485	7,411	7,331	14,742	6	4	10	7,417	7,235	14,752	106	113	219	106	113	219	106	113	219	106	113	219	106	113	219	106	113	219						
		KIGOMA MC	3,809	3,893	7,702	4,061	4,238	8,299	2	5	7	4,063	4,243	8,306	107	109	216	107	109	216	107	109	216	107	109	216	107	109	216	107	109	216						
		KIBOMBO DC	3,549	3,467	7,016	3,631	3,743	7,374	-	1	1	3,631	3,744	7,375	102	108	210	102	108	210	102	108	210	102	108	210	102	108	210	102	108	210						
		KIGOMA DC	3,461	3,544	7,005	3,553	3,710	7,323	6	6	12	3,559	3,776	7,335	103	107	210	103	107	210	103	107	210	103	107	210	103	107	210	103	107	210						
		KIGOMA MC	2,603	2,676	5,279	3,037	3,213	6,250	6	9	15	3,043	3,222	6,265	117	120	237	117	120	237	117	120	237	117	120	237	117	120	237	117	120	237						
		UWINZADC	7,810	8,121	15,931	8,482	9,183	17,665	3	3	6	8,485	9,186	17,671	109	113	222	109	113	222	109	113	222	109	113	222	109	113	222	109	113	222						
		9	Jumla Ndogo KILIMANJARO	HAI DC	35,248	34,751	69,999	37,708	39,973	76,781	31	38	69	37,739	38,111	76,850	107	113	220	107	113	220	107	113	220	107	113	220	107	113	220	107						
MOOSHI DC	2,367	2,361		4,728	2,589	2,842	5,231	1	-	1	2,590	2,642	5,232	109	112	221	109	112	221	109	112	221	109	112	221	109	112	221	109									
LINDINI DC	1,770	1,823		3,593	1,933	2,003	3,936	29	20	49	1,962	2,023	3,985	111	111	222	111	111	222	111	111	222	111	111	222	111	111	222	111									
MWANGADC	1,325	1,352		2,677	1,490	1,596	3,086	2	1	3	1,492	1,597	3,089	113	118	231	113	118	231	113	118	231	113	118	231	113	118	231	113									
ROMBO DC	2,649	2,493		5,142	2,798	2,780	5,578	4	4	8	2,802	2,784	5,586	106	112	218	106	112	218	106	112	218	106	112	218	106	112	218	106									
SAME DC	3,096	2,906		6,002	3,468	3,428	6,896	2	2	4	3,470	3,430	6,900	112	118	230	112	118	230	112	118	230	112	118	230	112	118	230	112									
SHAD DC	1,988	1,988		3,986	2,037	2,190	4,227	13	10	23	2,050	2,200	4,250	108	111	219	108	111	219	108	111	219	108	111	219	108	111	219	108									
KILWA DC	17,762	17,406		35,168	19,460	19,804	39,264	53	38	91	19,513	19,842	39,355	110	114	224	110	114	224	110	114	224	110	114	224	110	114	224	110									
KILWA DC	3,910	3,923		7,833	3,965	4,128	8,111	1	3	4	3,984	4,131	8,115	102	105	207	102	105	207	102	105	207	102	105	207	102	105	207	102									
LINDINI DC	1,896	2,019		3,915	2,060	2,218	4,278	1	1	2	2,061	2,219	4,280	109	110	219	109	110	219	109	110	219	109	110	219	109	110	219	109									
LIWALE DC	1,600	1,677		3,277	1,780	1,884	3,664	2	3	5	1,782	1,887	3,669	111	113	224	111	113	224	111	113	224	111	113	224	111	113	224	111									
10	Jumla Ndogo LINDI	MACHINGWEA DC	1,940	1,874	3,814	2,032	2,080	4,112	4	3	7	2,036	2,083	4,119	105	111	216	105	111	216	105	111	216	105	111	216	105											
		RUANGWA DC	1,729	1,674	3,403	1,968	1,991	3,949	3	2	5	1,961	1,993	3,954	113	119	232	113	119	232	113	119	232	113	119	232	113											
		BABATI DC	13,573	13,740	27,313	14,424	15,068	29,492	12	14	26	14,436	15,082	29,518	106	110	216	106	110	216	106	110	216	106	110	216	106											
		BABATI DC	6,898	6,438	13,336	6,801	6,749	13,550	4	4	8	6,805	6,753	13,558	99	105	204	99	105	204	99	105	204	99	105	204	99											
		BABATI TC	1,910	1,858	3,768	2,021	2,064	4,085	2	4	6	2,023	2,068	4,091	106	111	217	106	111	217	106	111	217	106	111	217	106											
		HANANG DC	6,288	6,408	12,696	6,526	6,668	13,394	2	10	12	6,528	6,878	13,406	104	107	211	104	107	211	104	107	211	104	107	211	104											
		KITETO DC	4,712	4,148	8,860	4,836	4,512	9,348	-	-	-	4,836	4,512	9,348	103	109	212	103	109	212	103	109	212	103	109	212	103											
		MBULU DC	3,500	3,509	7,009	3,871	4,008	7,879	4	4	8	3,875	4,012	7,887	111	114	225	111	114	225	111	114	225	111	114	225	111											
		MBULU TC	2,246	2,164	4,410	2,273	2,322	4,595	2	3	5	2,275	2,325	4,600	101	107	208	101	107	208	101	107	208	101	107	208	101											
		SIWANJURO DC	3,673	3,424	7,097	3,917	3,792	7,709	3	3	6	3,920	3,795	7,715	107	111	218	107	111	218	107	111	218	107	111	218	107											



## TAARIFA YA UANDIKISHAJI WA WANAFUNZI WAPYA WA DARASA LA KWANZA KWA MWAKA 2023 HADI TAREHE 28 FEBRUARI, 2023

NA.	MKOA	HALIMASHAURI	MIAOTEO 2022						WALIOANDIKISHWA WASIO WA MAHITAJI MAALUMU						WALIOANDIKISHWA (MAHITAJI MAALUMU)						JUMLIA WALIOANDIKISHWA						ASILIMIA YA UANDIKISHAJI					
			WAW		WAS	JUMLA	WAW	WAS	JUMLA	WAW	WAS	JUMLA	WAW	WAS	JUMLA	WAW	WAS	JUMLA	WAW	WAS	JUMLA	WAW	WAS	JUMLA	WAW	WAS	JUMLA	WAW	WAS	JUMLA		
			29,227	27,949	51,176	30,245	30,513	60,360	17	28	45	30,262	30,343	60,605	104	109	106															
12	Jumla Ndogo MARA	BUNDA DC	5,125	5,074	10,199	5,179	5,230	10,409	1	1	2	5,180	5,231	10,411	101	103	102															
		BUNDA TC	3,265	3,230	6,887	3,141	3,966	6,507	6	4	10	3,147	3,370	6,517	100	104	102															
		BUTIAMA DC	5,385	5,337	10,702	5,399	5,742	11,141	5	4	9	5,404	5,746	11,150	101	108	104															
		MUSOMIA DC	4,504	4,619	9,123	4,653	4,996	9,649	4	3	7	4,657	4,989	9,656	103	106	105															
		MUSOMIA MC	3,046	3,043	6,089	2,990	3,161	6,121	27	18	45	2,987	3,179	6,166	98	104	101															
		RORYA DC	6,102	6,005	12,107	6,272	6,660	12,832	2	1	3	6,274	6,561	12,835	103	109	106															
		SERENGETI DC	6,235	6,125	12,378	6,627	6,841	13,468	8	7	15	6,635	6,847	13,482	106	112	109															
		TARIME DC	6,353	5,911	12,246	7,216	7,135	14,351	8	7	14	7,224	7,142	14,366	114	121	117															
		TARIME TC	2,125	2,258	4,383	2,229	2,423	4,652	2	3	5	2,231	2,426	4,657	105	107	106															
		<b>42,012</b>	<b>41,602</b>	<b>83,614</b>	<b>43,676</b>	<b>45,347</b>	<b>89,030</b>	<b>63</b>	<b>47</b>	<b>110</b>	<b>43,739</b>	<b>45,401</b>	<b>89,140</b>	<b>104</b>	<b>109</b>	<b>107</b>																
		13	Jumla Ndogo MIBEYA	BUSOKGLO DC	1,344	1,286	2,630	1,352	1,407	2,759	3	3	6	1,357	1,410	2,767	101	110	105													
				CHUNYA DC	3,564	3,599	7,163	4,091	4,680	8,361	1	1	2	4,082	4,281	8,363	115	119	117													
KYEJA DC	4,908			4,885	9,793	5,432	5,685	11,117	10	8	18	5,442	5,693	11,135	111	117	114															
MBARALI DC	4,984			4,603	9,587	5,507	5,491	11,069	2	2	4	5,509	5,493	11,002	111	119	115															
MIBEYA DC	5,221			5,296	10,517	5,358	5,711	11,069	10	10	20	5,368	5,721	11,089	103	108	105															
MIBEYA CC	7,209			7,527	14,736	7,450	8,063	15,503	23	16	39	7,473	8,069	15,542	104	107	105															
RUNGWE DC	3,519			3,492	7,011	3,704	3,920	7,624	4	5	9	3,708	3,925	7,633	105	112	109															
<b>30,749</b>	<b>30,688</b>			<b>61,437</b>	<b>32,684</b>	<b>34,347</b>	<b>67,031</b>	<b>55</b>	<b>45</b>	<b>100</b>	<b>32,939</b>	<b>34,592</b>	<b>67,531</b>	<b>107</b>	<b>113</b>	<b>110</b>																
14	Jumla Ndogo MOROGORO			GAIRO DC	3,301	3,462	6,763	3,562	4,003	7,565	3	4	7	3,565	4,007	7,572	108	116	112													
				FAKARA TC	3,470	3,475	6,945	3,507	3,720	7,227	6	3	9	3,513	3,723	7,236	101	107	104													
				KILOSA DC	6,984	7,311	14,295	7,845	8,699	16,344	27	26	53	7,872	8,525	16,397	113	117	115													
				MALINYI DC	2,776	2,684	5,460	3,030	3,071	6,101	3	4	7	3,033	3,075	6,108	109	115	112													
		MUMBA DC	3,852	3,889	7,741	4,189	4,425	8,614	-	-	-	4,189	4,425	8,614	109	114	111															
		MOROGORO DC	4,950	4,920	9,870	5,146	5,280	10,426	7	7	14	5,153	5,287	10,440	104	107	106															
		MOROGORO MC	4,808	4,969	9,777	5,618	5,939	11,557	17	10	26	5,635	5,958	11,593	117	120	119															
		MWIMBE DC	6,439	6,318	12,757	6,418	6,160	13,178	6	5	11	6,424	6,785	13,189	100	107	103															
		ULANGA DC	2,615	2,623	5,238	2,814	2,943	5,757	6	5	11	2,820	2,948	5,768	108	112	110															
		<b>39,195</b>	<b>39,651</b>	<b>78,846</b>	<b>42,129</b>	<b>44,640</b>	<b>86,769</b>	<b>75</b>	<b>73</b>	<b>148</b>	<b>42,204</b>	<b>44,713</b>	<b>86,917</b>	<b>108</b>	<b>113</b>	<b>110</b>																
		15	Jumla Ndogo MTWARA	MASASI DC	3,273	3,548	6,821	3,474	3,342	7,316	14	9	23	3,488	3,851	7,339	107	109	108													
				MASASI TC	1,562	1,522	3,084	1,604	1,715	3,319	1	-	1	1,605	1,715	3,320	103	113	108													
MWARA DC	1,754			1,783	3,517	1,886	1,976	3,862	5	17	22	1,891	1,993	3,884	109	112	110															
MWARA MC	1,242			1,314	2,556	1,356	1,534	2,890	26	15	41	1,382	1,549	2,931	111	118	115															
NANYAMBA TC	1,805			1,731	3,536	1,881	1,884	3,765	-	1	1	1,881	1,885	3,766	104	109	107															
NANYAMBU DC	1,888			2,088	3,976	2,029	2,996	4,325	-	-	-	2,029	2,996	4,325	107	110	109															
NEWALA DC	1,330			1,343	2,673	1,439	1,487	2,926	2	4	6	1,441	1,489	2,930	108	111	110															
NEWALA TC	1,097			1,127	2,228	1,172	1,252	2,424	2	4	6	1,174	1,256	2,430	107	111	109															
TANDAHIMBA DC	3,394			3,414	6,808	3,607	3,807	7,414	1	1	2	3,607	3,808	7,415	106	112	109															
<b>17,325</b>	<b>17,870</b>			<b>35,199</b>	<b>18,448</b>	<b>19,793</b>	<b>38,241</b>	<b>50</b>	<b>49</b>	<b>99</b>	<b>18,498</b>	<b>19,842</b>	<b>38,340</b>	<b>107</b>	<b>111</b>	<b>109</b>																
16	Jumla Ndogo MWANZA			BUCHOSA DC	7,280	6,958	14,238	7,638	7,715	15,413	2	2	4	7,640	7,777	15,417	105	112	108													
				ILEMELA MC	5,078	5,446	10,524	5,422	5,976	11,398	52	38	90	5,474	6,014	11,488	108	110	109													

## TAARIFA YA UANDIKISHAJI WA WANAFUNZI WAPYA WA DARASA LA KWANZA KWA MWAKA 2023 HADI TAREHE 28 FEBRUARI, 2023

NA.	MKOA	HALIMASHAURI	MIAOTEO 2022						WALIOANDIKISHWA WASIO WA MAHITAJI MAALUM)						WALIOANDIKISHWA (MAHITAJI MAALUM)						JUMLA WALIOANDIKISHWA						ASILIMIA YA UANDIKISHAJI					
			WAW	WAS	JUMLA	WAW	WAS	JUMLA	WAW	WAS	JUMLA	WAW	WAS	JUMLA	WAW	WAS	JUMLA	WAW	WAS	JUMLA	WAW	WAS	JUMLA	WAW	WAS	JUMLA	WAW	WAS	JUMLA			
17	NJOMBE	Jumia Ndogo	KWIMBA DC	6,889	7,090	13,979	7,527	8,084	15,611	12	11	23	7,539	8,095	15,634	109	114	212														
			MAGI DC	7,324	7,405	14,729	7,790	8,308	16,098	2	1	3	7,792	8,309	16,101	106	112	209														
			MISINGA DC	9,522	10,222	19,744	9,786	11,043	20,829	7	6	13	9,793	11,049	20,842	103	108	206														
			WANZA DC	6,287	6,661	12,968	6,772	7,449	14,221	8	23	31	6,780	7,472	14,252	108	122	210														
			SENGERENIA DC	5,722	5,117	10,839	6,191	6,237	12,428	15	17	32	6,206	6,254	12,460	108	122	215														
			UKEREVE DC	9,156	8,478	17,634	8,591	8,821	17,002	5	6	11	8,586	8,427	17,013	94	99	196														
			LUDEWA DC	2,036	2,017	4,053	2,207	2,278	4,485	-	-	-	2,207	2,279	4,486	108	113	211														
			MAKABAKO TC	1,682	1,727	3,409	1,838	1,998	3,836	10	19	29	1,848	2,017	3,865	110	117	213														
			MAKETE DC	1,164	1,154	2,318	1,261	1,320	2,581	1	1	2	1,262	1,321	2,583	108	114	211														
			NJOMBE DC	1,434	1,449	2,883	1,538	1,674	3,212	2	2	4	1,540	1,676	3,216	108	116	212														
			NJOMBE TC	2,289	2,326	4,615	2,422	2,572	4,994	10	11	21	2,432	2,583	5,015	106	111	208														
			WANJING'OMBE DC	2,531	2,475	5,006	2,556	2,711	5,267	2	3	5	2,558	2,724	5,332	101	112	207														
						<b>11,146</b>	<b>11,148</b>	<b>22,294</b>	<b>11,822</b>	<b>12,613</b>	<b>24,435</b>	<b>25</b>	<b>37</b>	<b>62</b>	<b>11,847</b>	<b>12,650</b>	<b>24,497</b>	<b>106</b>	<b>113</b>	<b>210</b>												
			18	PWANI	Jumia Ndogo	BAGAMOYO DC	3,010	2,770	5,780	3,176	3,358	6	5	11	3,188	3,181	6,369	106	115	210												
						CHALINZE DC	6,538	3,412	9,950	4,039	4,112	8,151	14	19	33	4,053	4,131	8,184	115	121	218											
						KIBAHA DC	1,311	1,316	2,627	1,511	1,608	3,119	1	1	2	1,512	1,609	3,121	115	122	219											
						KIBAHA TC	2,895	2,975	5,870	3,119	3,200	6,339	2	2	4	3,121	3,222	6,343	108	108	208											
KIBITI DC	2,457	2,475				4,932	2,657	2,763	5,420	4	3	7	2,661	2,766	5,427	108	122	210														
KISARANJE DC	1,969	1,943				3,912	2,200	2,200	4,400	5	6	11	2,178	2,206	4,384	111	114	212														
MIFA DC	654	785				1,439	724	851	1,575	8	7	15	732	858	1,590	112	109	210														
MKURANGA DC	6,504	6,762				13,266	7,368	7,902	15,266	8	10	18	7,366	7,912	15,278	113	117	215														
RUFUJI DC	2,164	2,347				4,511	2,320	2,483	4,803	5	5	10	2,325	2,488	4,813	107	106	207														
						<b>24,502</b>	<b>24,785</b>	<b>49,287</b>	<b>27,083</b>	<b>28,315</b>	<b>55,398</b>	<b>53</b>	<b>58</b>	<b>111</b>	<b>27,136</b>	<b>28,373</b>	<b>55,509</b>	<b>111</b>	<b>114</b>	<b>213</b>												
19	RUKWA	Jumia Ndogo	KALAMBO DC	5,171	5,283	10,454	5,633	6,044	11,677	2	2	4	5,635	6,046	11,681	109	114	212														
			INKASI DC	5,536	5,881	11,417	6,485	7,221	13,706	3	2	6	6,488	7,224	13,712	117	123	220														
			SUMBAWANGA DC	7,100	7,481	14,581	7,635	8,391	16,026	4	3	7	7,639	8,394	16,033	108	112	210														
			SUMBAWANGA MC	4,635	4,952	9,587	4,955	5,465	10,478	17	9	26	5,010	5,494	10,504	108	111	210														
				<b>22,442</b>	<b>23,597</b>	<b>46,039</b>	<b>24,746</b>	<b>27,141</b>	<b>51,887</b>	<b>26</b>	<b>17</b>	<b>43</b>	<b>24,772</b>	<b>27,158</b>	<b>51,930</b>	<b>110</b>	<b>115</b>	<b>213</b>														
			20	RUVUMA	Jumia Ndogo	MADABA DC	913	842	1,755	930	903	1,833	3	3	6	933	906	1,839	102	108	205											
						MENGA DC	2,972	2,946	5,918	3,170	3,260	6,430	2	-	-	3,170	3,260	6,430	107	111	209											
						MENGA TC	2,161	2,139	4,300	2,270	2,474	4,744	2	1	3	2,272	2,505	4,777	105	117	211											
						NAITUMBO DC	3,357	3,308	6,665	3,780	3,984	7,664	1	1	2	3,781	3,885	7,666	113	117	215											
						NYASA DC	2,587	2,566	5,153	2,769	2,807	5,676	4	4	8	2,773	2,971	5,684	108	113	211											
SONGEA DC	1,984	2,021				4,005	2,231	2,361	4,592	2	1	3	2,233	2,362	4,595	112	117	214														
SONGEA MC	3,497	3,730				7,227	3,729	4,073	7,802	15	10	25	3,744	4,083	7,827	107	109	208														
TUNDURU DC	3,948	4,122				8,070	4,154	4,535	8,689	6	5	11	4,160	4,540	8,700	105	110	208														
	<b>21,409</b>	<b>21,674</b>				<b>43,083</b>	<b>23,033</b>	<b>24,427</b>	<b>47,460</b>	<b>33</b>	<b>25</b>	<b>58</b>	<b>23,066</b>	<b>24,452</b>	<b>47,518</b>	<b>108</b>	<b>113</b>	<b>210</b>														
21	SHINYANGA	Jumia Ndogo				KAHAMA MC	6,444	6,952	13,396	7,493	8,443	14,343	12	10	22	6,862	7,503	14,365	106	108	207											
			KISHAPU DC	4,582	4,748	9,330	4,983	5,902	10,285	36	23	59	5,019	5,325	10,344	110	112	211														
			MISALALA DC	6,784	7,426	14,210	6,971	8,022	14,993	-	-	-	6,971	8,022	14,993	103	108	206														

TAARIFA YA UANDIKISHAJI WA WANAFUNZI WAPYA WA DARASA LA KWANZA KWA MWAKA 2023 HADI TAREHE 28 FEBRUARI, 2023

NA.	MKOA	HALIMASHAURI	MIAOTEO 2022						WALIOANDIKISHWA WASIO WA MAHITAJI MAALUMI						WALIOANDIKISHWA (MAHITAJI MAALUMI)						JUMLA WALIOANDIKISHWA						ASILIMIA YA UANDIKISHAJI					
			WAW	WAS	JUMLA	WAW	WAS	JUMLA	WAW	WAS	JUMLA	WAW	WAS	JUMLA	WAW	WAS	JUMLA	WAW	WAS	JUMLA	WAW	WAS	JUMLA	WAW	WAS	JUMLA	WAW	WAS	JUMLA	WAW	WAS	JUMLA
22	Jumla Ndogo SIMIYU	SHINYANGA DC	7,508	7,140	14,648	7,442	7,793	15,235	7,933	8,094	16,027	2	3	5	2,410	3,097	5,507	7,942	7,933	15,235	99	109	104	109	104	109	104	109	104	109	104	109
		SHINYANGA MC	2,718	2,776	5,494	2,908	3,094	6,002	3,094	3,094	6,002	2	3	5	2,410	3,097	5,507	7,942	7,933	15,235	99	109	104	109	104	109	104	109	104	109	104	109
		USHETU DC	6,233	6,811	13,044	6,626	7,340	13,965	7,340	7,340	14,685	2	2	4	6,627	7,342	13,969	106	108	107	106	108	107	106	108	107	106	108	107	106	108	107
		<b>34,269</b>	<b>35,853</b>	<b>70,122</b>	<b>35,779</b>	<b>39,044</b>	<b>74,823</b>	<b>52</b>	<b>38</b>	<b>90</b>	<b>35,853</b>	<b>39,082</b>	<b>52</b>	<b>38</b>	<b>90</b>	<b>35,853</b>	<b>39,082</b>	<b>74,913</b>	<b>105</b>	<b>109</b>	<b>107</b>	<b>105</b>	<b>109</b>	<b>107</b>	<b>105</b>	<b>109</b>	<b>107</b>	<b>105</b>	<b>109</b>	<b>107</b>	<b>105</b>	<b>109</b>
		BARIADI DC	6,784	6,646	13,430	7,577	7,902	15,479	7,902	7,902	15,479	1	1	2	7,578	7,903	15,481	112	119	115	112	119	115	112	119	115	112	119	115	112	119	115
		BARIADI TC	3,882	3,793	7,675	3,925	4,262	8,187	4,262	4,262	8,187	6	6	12	3,926	4,262	8,188	101	112	107	101	112	107	101	112	107	101	112	107	101	112	107
		BUSEGAD DC	5,952	5,866	11,818	5,976	6,263	12,239	6,263	6,263	12,239	1	1	2	5,977	6,264	12,241	101	107	104	101	107	104	101	107	104	101	107	104	101	107	104
		ITILIMA DC	7,950	7,877	15,827	8,147	8,619	16,766	8,619	8,619	16,766	2	2	4	8,148	8,619	16,767	102	109	106	102	109	106	102	109	106	102	109	106	102	109	106
		MASWA DC	8,020	8,279	16,299	8,176	8,614	16,900	8,614	8,614	16,900	2	2	4	8,178	8,616	16,904	102	106	104	102	106	104	102	106	104	102	106	104	102	106	104
		MEATU DC	5,151	5,522	10,673	5,772	6,315	12,087	6,315	6,315	12,087	1	1	2	5,773	6,316	12,088	112	114	113	112	114	113	112	114	113	112	114	113	112	114	113
<b>37,759</b>	<b>37,983</b>	<b>75,722</b>	<b>39,573</b>	<b>42,175</b>	<b>81,748</b>	<b>11</b>	<b>9</b>	<b>20</b>	<b>39,584</b>	<b>42,184</b>	<b>11</b>	<b>9</b>	<b>20</b>	<b>39,584</b>	<b>42,184</b>	<b>81,768</b>	<b>105</b>	<b>111</b>	<b>108</b>	<b>105</b>	<b>111</b>	<b>108</b>	<b>105</b>	<b>111</b>	<b>108</b>	<b>105</b>	<b>111</b>	<b>108</b>	<b>105</b>	<b>111</b>		
23	Jumla Ndogo SINGIDA	KUNGI DC	5,889	6,461	12,350	6,159	6,680	12,839	6,680	6,680	2	2	4	6,161	6,681	12,842	106	103	104	106	103	104	106	103	104	106	103	104	106	103	104	
		IRAMBA DC	3,989	3,827	7,816	4,199	4,387	8,387	4,387	4,387	8,387	2	2	4	4,199	4,388	8,401	105	110	107	105	110	107	105	110	107	105	110	107	105	110	
		ITIGI DC	2,724	2,879	5,603	3,056	3,268	6,323	3,268	3,268	6,323	1	1	2	3,057	3,269	6,323	112	114	113	112	114	113	112	114	113	112	114	113	112	114	113
		MANYOINI DC	3,338	3,253	6,591	3,452	3,619	7,071	3,619	3,619	7,071	1	1	2	3,454	3,622	7,076	103	111	104	103	111	104	103	111	104	103	111	104	103	111	104
		MKALAMA DC	3,999	3,827	7,826	4,102	4,102	8,117	4,102	4,102	8,117	1	1	2	4,016	4,103	8,119	100	107	104	100	107	104	100	107	104	100	107	104	100	107	104
		SINGIDA DC	5,054	4,748	9,802	5,234	5,227	10,461	5,227	5,227	10,461	4	3	7	5,238	5,230	10,468	104	110	107	104	110	107	104	110	107	104	110	107	104	110	107
		SINGIDA MC	3,127	3,206	6,333	3,326	3,476	6,800	3,476	3,476	6,800	2	3	5	3,327	3,478	6,805	106	108	107	106	108	107	106	108	107	106	108	107	106	108	107
		<b>28,130</b>	<b>28,201</b>	<b>56,331</b>	<b>29,428</b>	<b>30,570</b>	<b>59,998</b>	<b>13</b>	<b>23</b>	<b>36</b>	<b>29,441</b>	<b>30,593</b>	<b>13</b>	<b>23</b>	<b>36</b>	<b>29,441</b>	<b>30,593</b>	<b>60,034</b>	<b>105</b>	<b>108</b>	<b>107</b>	<b>105</b>	<b>108</b>	<b>107</b>	<b>105</b>	<b>108</b>	<b>107</b>	<b>105</b>	<b>108</b>	<b>107</b>	<b>105</b>	<b>108</b>
		ILELE DC	1,483	1,492	2,975	1,515	1,597	3,112	1,597	1,597	3,112	2	1	3	1,517	1,598	3,115	102	107	105	102	107	105	102	107	105	102	107	105	102	107	105
		MBOZI DC	7,150	7,312	14,462	7,345	7,904	15,249	7,904	7,904	15,249	1	1	2	7,345	7,904	15,249	103	108	106	103	108	106	103	108	106	103	108	106	103	108	106
MOMBA DC	3,795	3,823	7,618	3,897	4,138	8,035	4,138	4,138	8,035	2	1	3	3,899	4,139	8,038	103	108	106	103	108	106	103	108	106	103	108	106	103	108	106		
SONGWE DC	3,057	3,243	6,300	3,180	3,501	6,681	3,501	3,501	6,681	1	1	2	3,181	3,501	6,682	104	108	106	104	108	106	104	108	106	104	108	106	104	108	106		
TUNDUMA TC	3,115	3,217	6,332	3,245	3,510	6,755	3,510	3,510	6,755	3	2	5	3,248	3,512	6,760	104	109	107	104	109	107	104	109	107	104	109	107	104	109	107		
<b>18,600</b>	<b>19,091</b>	<b>37,691</b>	<b>19,182</b>	<b>20,650</b>	<b>39,832</b>	<b>8</b>	<b>4</b>	<b>12</b>	<b>19,190</b>	<b>20,654</b>	<b>8</b>	<b>4</b>	<b>12</b>	<b>19,190</b>	<b>20,654</b>	<b>39,844</b>	<b>103</b>	<b>108</b>	<b>106</b>	<b>103</b>	<b>108</b>	<b>106</b>	<b>103</b>	<b>108</b>	<b>106</b>	<b>103</b>	<b>108</b>	<b>106</b>	<b>103</b>	<b>108</b>		
25	TABORA	IGUNGA DC	7,635	8,077	15,712	7,931	8,791	16,722	8,791	8,791	4	4	8	7,935	8,794	16,729	104	109	106	104	109	106	104	109	106	104	109	106	104	109	106	
		KALUJA DC	11,206	11,429	22,635	12,168	13,050	25,218	13,050	13,050	25,218	2	2	4	12,167	13,052	25,219	109	114	111	109	114	111	109	114	111	109	114	111	109	114	111
		NZEGA DC	7,723	8,196	15,919	8,295	9,071	17,366	9,071	9,071	17,366	15	15	30	8,308	9,086	17,394	108	114	109	108	114	109	108	114	109	108	114	109	108	114	109
		NZEGA TC	1,770	1,803	3,573	1,869	1,958	3,827	1,958	1,958	3,827	2	3	5	1,871	1,961	3,832	106	109	107	106	109	107	106	109	107	106	109	107	106	109	107
		SKONGE DC	4,527	4,543	9,070	4,659	4,812	9,471	4,812	4,812	9,471	2	2	4	4,661	4,814	9,475	103	106	104	103	106	104	103	106	104	103	106	104	103	106	104
		TABORA MC	4,591	4,513	9,104	4,639	4,773	9,412	4,773	4,773	9,412	7	20	27	4,646	4,793	9,439	101	106	104	101	106	104	101	106	104	103	106	104	103	106	104
		URAMBOW DC	3,904	3,918	7,822	3,960	4,083	8,043	4,083	4,083	8,043	2	4	6	3,962	4,087	8,049	101	104	103	101	104	103	101	104	103	101	104	103	101	104	103
		UYUY DC	4,239	4,236	8,475	4,306	4,412	8,718	4,412	4,412	8,718	2	2	4	4,306	4,413	8,719	103	106	104	103	106	104	103	106	104	103	106	104	103	106	104
		<b>45,585</b>	<b>46,715</b>	<b>92,310</b>	<b>50,406</b>	<b>53,682</b>	<b>104,088</b>	<b>36</b>	<b>51</b>	<b>87</b>	<b>50,442</b>	<b>53,713</b>	<b>36</b>	<b>51</b>	<b>87</b>	<b>50,442</b>	<b>53,713</b>	<b>104,155</b>	<b>111</b>	<b>115</b>	<b>113</b>	<b>111</b>	<b>115</b>	<b>113</b>	<b>111</b>	<b>115</b>	<b>113</b>	<b>111</b>	<b>115</b>	<b>113</b>	<b>111</b>	<b>115</b>
		26	TANGA	BUMBULI DC	2,259	2,180	4,439	2,509	2,678	5,087	2,678	2,678	3	4	7	2,512	2,682	5,094	112	118	115	112	118	115	112	118	115	112	118	115	112	118
HANDEN DC	6,415			6,431	12,846	6,957	7,279	14,236	7,279	7,279	14,236	5	4	9	6,962	7,283	14,245	109	113	111	109	113	111	109	113	111	109	113	111	109	113	
HANDEN TC	1,950			1,891	3																											

**TAARIFA YA UANDIKISHAJI WA WANAFUNZI WAPYA WA DARASA LA KWANZA KWA MWAKA 2023 HADI TAREHE 28 FEBRUARI, 2023**

NA.	MKOA	HALIMASHAURI	MAOTEO 2022			WALIOANDIKISHWA WASIO WA MAHITAJI MAALUMI			WALIOANDIKISHWA (MAHITAJI MAALUMI)			JUMLA WALIOANDIKISHWA			ASILIMIA YA UANDIKISHAJI		
			WAV	WAS	JUMLA	WAV	WAS	JUMLA	WAV	WAS	JUMLA	WAV	WAS	JUMLA	WAV	WAS	JUMLA
			1,927	1,943	3,870	1,955	2,067	4,022	2	3	5	1,957	2,070	4,027	102	107	104
		MKINGA DC	2,879	2,938	5,817	2,832	3,063	5,895	8	19	27	2,840	3,082	5,922	99	105	102
		MUHEZA DC	1,059	1,199	2,258	1,112	1,203	2,315	-	1	1	1,112	1,204	2,316	105	100	103
		PANGANI DC	4,660	4,737	9,397	4,731	4,931	9,662	39	26	65	4,770	4,957	9,727	102	105	104
		TANGA CC	35,328	35,358	70,686	36,357	37,812	74,169	81	93	174	36,438	37,905	74,343	103	107	105
		Jumla Ndogo	814,063	823,830	1,637,893	868,074	916,000	1,784,074	1,200	1,211	2,411	869,274	917,211	1,786,485	107	111	109,07
		Jumla Kuu															

**TAAIFA YA UANDIKISHAJI WA WANAFUNZI WAPYA WA KIDATO CHA KWANZA KWA MWAKA 2023 HADI TAREHE 28 FEBRUARI, 2023**

NA	MKA	HALIMASHAURI	WANAFUNZI WALIDAFUNZA			WALIDROPOTI WASO WA MAHAJITI MAUMILI			WALIDROPOTI MAHAJITI MAUMILI			WALIDROPOTI SHULE ZA SERIKALI			WALIDANDA SHULE ZA BINAISI			JUMUA WALIDROPOTI			ASIMWA YA WALIDROPOTI					
			WAW	WAS	JUMUA	WAW	WAS	JUMUA	WAW	WAS	JUMUA	WAW	WAS	JUMUA	WAW	WAS	JUMUA	WAW	WAS	JUMUA	WAW	WAS	JUMUA	WAW	WAS	JUMUA
1	ARUSHA	ARUSHA DC	3,860	4,191	8,071	2,993	3,189	6,182	9	16	3,002	3,196	6,198	4	5	3,006	3,201	6,207	77	76	77					
		ARUSHA DC	5,177	5,877	11,054	5,675	6,153	11,828	6	12	5,882	6,550	12,432	1,001	1,321	7,203	7,231	14,434	111	114	113					
		ARUSHA DC	1,424	1,529	2,953	1,455	1,554	3,009	7	10	1,569	1,659	3,228	3	4	1,578	1,677	3,255	59	60	59					
		ARUSHA DC	3,618	3,961	7,579	3,672	3,963	7,635	9	16	3,689	3,980	7,669	4	5	3,693	3,984	7,677	90	91	90					
		ARUSHA DC	3,328	3,485	6,813	3,345	3,492	6,837	7	10	3,352	3,501	6,853	3	4	3,356	3,505	6,861	84	85	84					
2	DARES SALAMI	MERU DC	3,428	3,485	6,913	3,445	3,492	6,937	57	62	3,452	3,501	6,953	25	26	3,456	3,505	6,961	58	59	58					
		MERU DC	3,328	3,485	6,813	3,345	3,492	6,837	57	62	3,352	3,501	6,853	25	26	3,356	3,505	6,861	58	59	58					
		MERU DC	3,328	3,485	6,813	3,345	3,492	6,837	57	62	3,352	3,501	6,853	25	26	3,356	3,505	6,861	58	59	58					
		MERU DC	3,328	3,485	6,813	3,345	3,492	6,837	57	62	3,352	3,501	6,853	25	26	3,356	3,505	6,861	58	59	58					
		MERU DC	3,328	3,485	6,813	3,345	3,492	6,837	57	62	3,352	3,501	6,853	25	26	3,356	3,505	6,861	58	59	58					
3	Jumua Niogo	KOROGORORO DC	1,740	1,765	3,505	1,775	1,800	3,575	3	2	1,785	1,810	3,595	3	2	1,800	1,825	3,625	55	54	55					
		KOROGORORO DC	1,740	1,765	3,505	1,775	1,800	3,575	3	2	1,785	1,810	3,595	3	2	1,800	1,825	3,625	55	54	55					
		KOROGORORO DC	1,740	1,765	3,505	1,775	1,800	3,575	3	2	1,785	1,810	3,595	3	2	1,800	1,825	3,625	55	54	55					
		KOROGORORO DC	1,740	1,765	3,505	1,775	1,800	3,575	3	2	1,785	1,810	3,595	3	2	1,800	1,825	3,625	55	54	55					
		KOROGORORO DC	1,740	1,765	3,505	1,775	1,800	3,575	3	2	1,785	1,810	3,595	3	2	1,800	1,825	3,625	55	54	55					
4	Jumua Niogo	USU DC	26,108	26,817	52,925	26,125	26,834	52,959	108	107	26,142	26,851	52,993	108	107	26,159	26,868	53,027	35	34	35					
		USU DC	26,108	26,817	52,925	26,125	26,834	52,959	108	107	26,142	26,851	52,993	108	107	26,159	26,868	53,027	35	34	35					
		USU DC	26,108	26,817	52,925	26,125	26,834	52,959	108	107	26,142	26,851	52,993	108	107	26,159	26,868	53,027	35	34	35					
		USU DC	26,108	26,817	52,925	26,125	26,834	52,959	108	107	26,142	26,851	52,993	108	107	26,159	26,868	53,027	35	34	35					
		USU DC	26,108	26,817	52,925	26,125	26,834	52,959	108	107	26,142	26,851	52,993	108	107	26,159	26,868	53,027	35	34	35					
5	DODOMA	USU DC	46,719	48,704	95,423	47,007	49,019	96,026	138	141	47,316	49,338	96,654	138	141	47,625	49,647	97,272	92	91	92					
		USU DC	46,719	48,704	95,423	47,007	49,019	96,026	138	141	47,316	49,338	96,654	138	141	47,625	49,647	97,272	92	91	92					
		USU DC	46,719	48,704	95,423	47,007	49,019	96,026	138	141	47,316	49,338	96,654	138	141	47,625	49,647	97,272	92	91	92					
		USU DC	46,719	48,704	95,423	47,007	49,019	96,026	138	141	47,316	49,338	96,654	138	141	47,625	49,647	97,272	92	91	92					
		USU DC	46,719	48,704	95,423	47,007	49,019	96,026	138	141	47,316	49,338	96,654	138	141	47,625	49,647	97,272	92	91	92					
6	KIGOMA	USU DC	1,670	1,695	3,365	1,685	1,710	3,395	3	2	1,700	1,725	3,425	3	2	1,710	1,735	3,445	100	99	100					
		USU DC	1,670	1,695	3,365	1,685	1,710	3,395	3	2	1,700	1,725	3,425	3	2	1,710	1,735	3,445	100	99	100					
		USU DC	1,670	1,695	3,365	1,685	1,710	3,395	3	2	1,700	1,725	3,425	3	2	1,710	1,735	3,445	100	99	100					
		USU DC	1,670	1,695	3,365	1,685	1,710	3,395	3	2	1,700	1,725	3,425	3	2	1,710	1,735	3,445	100	99	100					
		USU DC	1,670	1,695	3,365	1,685	1,710	3,395	3	2	1,700	1,725	3,425	3	2	1,710	1,735	3,445	100	99	100					
7	KARAI	USU DC	3,164	3,316	6,480	3,174	3,326	6,500	4	4	3,184	3,336	6,520	4	4	3,194	3,346	6,540	95	94	95					
		USU DC	3,164	3,316	6,480	3,174	3,326	6,500	4	4	3,184	3,336	6,520	4	4	3,194	3,346	6,540	95	94	95					
		USU DC	3,164	3,316	6,480	3,174	3,326	6,500	4	4	3,184	3,336	6,520	4	4	3,194	3,346	6,540	95	94	95					
		USU DC	3,164	3,316	6,480	3,174	3,326	6,500	4	4	3,184	3,336	6,520	4	4	3,194	3,346	6,540	95	94	95					
		USU DC	3,164	3,316	6,480	3,174	3,326	6,500	4	4	3,184	3,336	6,520	4	4	3,194	3,346	6,540	95	94	95					
8	KIGOMA	USU DC	2,832	2,984	5,816	2,842	2,994	5,836	6	6	2,852	2,994	5,846	6	6	2,862	2,994	5,856	95	94	95					
		USU DC	2,832	2,984	5,816	2,842	2,994	5,836	6	6	2,852	2,994	5,846	6	6	2,862	2,994	5,856	95	94	95					
		USU DC	2,832	2,984	5,816	2,842	2,994	5,836	6	6	2,852	2,994	5,846	6	6	2,862	2,994	5,856	95	94	95					
		USU DC	2,832	2,984	5,816	2,842	2,994	5,836	6	6	2,852	2,994	5,846	6	6	2,862	2,994	5,856	95	94	95					
		USU DC	2,832	2,984	5,816	2,842	2,994	5,836	6	6	2,852	2,994	5,846	6	6	2,862	2,994	5,856	95	94	95					

## TAARIFA YA UANDIKISHAJI WA WANAFUNZI WAPYA WA KIDATO CHA KWANZA KWA MWAKA 2023 HADI TAREHE 28 FEBRUARI, 2023

NA	MKA	HALIMASHAURI	WANAFUNZI WALIDPOANGA					WALIDPOPI WAKO WA MAHAFAJI (MAULIMU)					WALIDPOPI WAHAFAJI (MAULIMU)					WALIDPOPI SHALE ZA SERIKALI					WALIDPOPI SHULE ZA BINAISI					JUMUA WALIDPOPI					ASIMWA YA WALIDPOPI										
			WAV	WAS	JUMUA	WAV	WAS	JUMUA	WAV	WAS	JUMUA	WAV	WAS	JUMUA	WAV	WAS	JUMUA	WAV	WAS	JUMUA	WAV	WAS	JUMUA	WAV	WAS	JUMUA	WAV	WAS	JUMUA	WAV	WAS	JUMUA	WAV	WAS	JUMUA	WAV	WAS	JUMUA					
9	KILIMBARO	KIGOMA DC	2,029	2,945	5,674	2,423	2,413	4,836	6	6	12	2,429	2,419	4,848	189	195	315	2,589	2,574	5,172	89	87	88																				
		KIGOMA DC	3,047	3,035	6,083	2,932	2,800	5,732	9	9	18	2,939	2,803	5,742	78	86	165	3,017	2,905	5,922	99	96	97																				
		UINYO DC	10,976	11,303	22,279	10,806	11,306	22,112	31	31	62	10,812	11,302	22,114	429	426	851	10,805	11,305	22,110	467	464	465																				
		HADU DC	2,238	2,365	4,603	1,923	2,055	3,978	9	9	18	1,926	2,055	3,981	179	180	260	1,927	2,074	4,001	49	49	49																				
		MOSHICHU DC	4,330	4,301	8,631	3,836	3,826	7,672	2	1	3	3,838	3,827	7,675	30	54	1,041	4,347	4,378	8,725	100	100	100																				
		MONG'OO DC	2,123	2,028	4,151	1,979	1,877	3,856	29	20	49	2,008	1,897	3,905	276	263	526	2,008	2,284	4,568	105	100	100																				
		WIMBANGU DC	1,960	1,978	3,938	1,954	1,961	3,915	2	4	8	1,956	1,962	3,918	4	5	10	1,960	1,967	3,934	4	5	10																				
10	Jumuiya Niisigo	WILIMOTO DC	2,283	2,265	4,548	2,259	2,255	4,514	13	10	23	2,263	2,256	4,519	102	102	205	2,263	2,265	4,528	107	107	107																				
		SHALUKU DC	1,115	1,132	2,247	1,078	1,107	2,185	13	10	23	1,085	1,137	2,245	102	102	205	1,131	1,134	2,268	107	107	107																				
		KULIWA DC	16,469	17,064	33,533	14,712	15,384	30,096	35	38	76	14,765	15,422	30,187	140	174	341	14,855	17,166	33,371	98	101	100																				
		LINDI DC	1,933	1,943	3,876	1,939	1,944	3,883	1	1	2	1,940	1,944	3,884	1	1	2	1,943	1,944	3,888	1	1	2																				
		UNYAKA DC	1,511	1,620	3,231	1,489	1,636	3,125	1	3	6	1,492	1,714	3,426	2	30	62	1,505	1,683	3,368	50	58	65																				
		UNYAKA DC	1,110	1,058	2,168	997	981	1,978	1	2	4	999	984	1,983	20	14	28	1,019	998	2,017	99	96	93																				
		UNYAKA DC	2,847	2,858	5,705	2,827	2,852	5,679	1	2	4	2,836	2,843	5,686	2	3	6	2,843	2,847	5,694	2	3	6																				
11	Jumuiya Niisigo	RUANGWA DC	1,264	1,376	2,640	1,152	1,208	2,360	3	2	5	1,158	1,210	2,365	8	11	22	1,163	1,221	2,384	32	30	30																				
		BARATI DC	1,301	1,440	2,841	1,318	1,461	2,939	4	4	8	1,322	1,465	2,967	4	4	8	1,326	1,484	2,975	32	33	32																				
		BARATI DC	1,951	1,931	3,882	1,910	1,958	3,978	2	4	8	1,912	1,972	3,944	58	34	69	1,970	1,956	3,912	96	90	88																				
		HANANGU DC	2,173	2,423	4,596	2,091	2,588	4,719	2	10	22	2,093	2,695	4,791	44	45	91	2,137	2,743	5,486	76	80	79																				
		HANANGU DC	1,572	1,653	3,225	1,534	1,615	3,149	1	1	2	1,546	1,627	3,253	1	1	2	1,551	1,634	3,268	1	1	2																				
		HILU DC	1,432	1,953	3,884	1,176	1,638	3,260	4	4	8	1,180	1,638	3,268	4	4	8	1,184	1,615	3,245	83	84	83																				
		HILU DC	1,048	1,405	2,855	874	1,334	2,693	2	3	6	876	1,337	2,713	83	61	122	859	1,388	2,357	4,716	32	36	34																			
12	MARA	SIVAURO DC	1,320	1,665	3,315	1,228	1,256	2,484	3	3	6	1,231	1,259	2,490	4	4	8	1,235	1,263	2,495	76	75	75																				
		BUNDA DC	18,399	16,063	32,462	11,324	13,774	25,098	17	28	45	11,341	13,802	25,143	251	263	388	11,592	14,005	25,597	87	87	87																				
		BUNDA DC	3,356	3,900	7,856	3,011	2,711	5,722	1	1	2	3,012	2,717	5,724	0	11	23	3,024	2,723	5,747	90	86	85																				
		BUNDA DC	2,453	2,463	4,916	2,453	2,463	4,916	6	4	8	2,459	2,463	4,926	3	2	5	2,460	2,465	4,930	35	38	38																				
		MUSOMALI DC	3,231	2,873	6,104	3,085	2,686	5,769	4	3	7	3,088	2,688	5,787	26	45	63	3,115	2,743	5,658	96	95	95																				
		MUSOMALI DC	2,991	2,901	5,892	2,312	2,340	4,650	27	18	45	2,339	2,338	4,697	126	121	243	2,344	2,454	4,749	494	505	506																				
		MUSOMALI DC	3,336	3,346	6,682	3,213	3,306	6,607	2	1	3	3,233	3,367	6,700	61	113	166	3,314	3,344	6,688	324	307	308																				
13	Jumuiya Niisigo	SERENGETI DC	3,824	3,733	7,557	3,458	3,415	6,873	8	6	14	3,466	3,421	6,887	223	146	361	3,489	3,567	7,136	95	95	95																				
		PEREMBE DC	4,138	4,472	8,944	4,138	4,472	8,944	7	7	14	4,144	4,350	8,794	138	79	201	4,283	4,329	8,652	97	82	80																				
		PANZI DC	2,000	2,476	4,952	2,000	2,476	4,952	65	47	94	2,015	2,517	5,032	29	29	58	2,027	2,547	5,094	104	97	94																				
		PANZI DC	1,619	2,476	4,952	1,619	2,476	4,952	4	3	6	1,624	1,627	3,251	4	4	8	1,627	1,627	3,254	4	4	8																				
		BUSONGORO DC	2,000	2,476	4,952	2,000	2,476	4,952	65	47	94	2,015	2,517	5,032	29	29	58	2,027	2,547	5,094	104	97	94																				
		BUSONGORO DC	1,728	2,147	4,385	1,451	1,797	3,548	1	1	2	1,452	1,798	3,540	36	47	74	1,487	1,845	3,690	86	86	86																				
		BUSONGORO DC	2,859	2,936	5,976	2,796	2,821	5,607	10	8	16	2,796	2,829	5,658	96	90	180	2,844	2,919	5,833	95	97	96																				
14	MOROGORO	IBARATI DC	3,488	4,088	8,176	3,013	3,543	6,556	2	2	4	3,015	3,545	6,560	178	221	382	3,194	3,786	6,960	92	90	91																				
		IBARATI DC	4,706	4,705	9,411	4,706	4,705	9,411	10	10	20	4,706	4,705	9,411	248	303	385	4,706	4,705	9,411	248	303	385																				
		IBARATI DC	3,167	3,475	6,																																						

## TAARIFA YA UANDIKISHAJI WA WANAFUNZI WAPYA WA KIDATO CHA KWANZA KWA MWAKA 2023 HADI TAREHE 28 FEBRUARI, 2023

NA	MKA	HALIASHAURI	WANAFUNZI WALIOAPANWA			WALIROPOTI WASO WA MAHAFUJI MAULIMU			WALIROPOTI MAHAFUJI MAULIMU			WALIROPOTI SHULE ZA SERIKALI			WALIROPOTI SHULE ZA BINAISI			JUMLA WALIROPOTI			ASIMBAVA WALIROPOTI							
			WAV	WAS	JUMLA	WAV	WAS	JUMLA	WAV	WAS	JUMLA	WAV	WAS	JUMLA	WAV	WAS	JUMLA	WAV	WAS	JUMLA	WAV	WAS	JUMLA	WAV	WAS	JUMLA		
16	Jumia Mago	MIRANDA	MASATI	1,001	1,114	2,115	1,547	1,978	1,978	1	1	1	932	1,047	1,979	34	30	56	986	1,077	2,043	97	97	1,979	97	97	1,979	
			INTOROLA DC	1,515	1,721	3,236	1,381	1,436	2,817	5	17	22	2,396	1,513	2,859	5	12	3	1,391	1,455	2,916	52	58	50	98	98	97	97
			KIBERA DC	1,682	1,926	3,608	1,454	1,519	2,973	26	15	41	1,537	1,712	2,017	9	8	12	1,443	1,525	2,613	59	58	59	97	97	97	97
			KIYAMBU DC	1,454	1,417	2,871	1,337	1,254	2,601	1	1	2	1,357	1,284	2,601	18	13	23	1,335	1,277	2,632	43	30	52	98	98	97	97
			NEWALAO DC	1,089	1,321	2,410	921	1,065	1,986	2	2	4	923	1,067	1,990	9	10	11	932	1,077	2,009	96	82	63	97	97	97	97
			TANDHARA DC	2,511	2,777	5,288	2,444	2,696	5,140	1	1	2	2,444	2,697	5,141	13	15	20	2,457	2,712	5,169	96	98	98	97	97	97	97
			JUMIA MAGO	13,954	14,707	28,661	12,296	13,201	25,497	50	49	99	12,906	13,954	26,860	247	217	62	12,553	13,497	26,050	94	92	93	97	97	97	97
			BUCHUSA DC	6,141	6,252	12,393	4,933	5,197	10,130	12	38	50	5,100	5,228	10,328	1,458	1,634	3,125	4,520	4,863	9,372	105	105	105	97	97	97	97
			KIWAHA DC	4,692	5,925	10,617	3,876	4,836	8,712	12	11	23	3,868	4,847	8,715	106	152	175	3,996	5,022	9,018	95	97	97	97	97	97	97
			MILINGINDI DC	3,993	4,465	8,458	3,429	3,976	7,405	7	6	13	3,426	3,946	7,418	8	11	15	3,519	4,097	7,616	50	91	91	97	97	97	97
			KWAZITA DC	6,293	6,753	13,046	5,238	5,894	11,132	8	23	31	5,246	6,177	11,423	398	420	399	6,682	7,137	13,769	95	94	95	97	97	97	97
			SHINANGA DC	5,981	6,597	12,578	4,914	5,428	9,342	5	6	12	4,908	5,400	9,308	4	4	10	5,250	5,734	10,984	95	93	91	97	97	97	97
			SHINANGA DC	41,699	44,388	86,087	36,707	39,653	76,360	103	104	207	36,578	39,427	75,967	2,569	2,869	5,304	38,369	41,656	81,026	95	84	94	97	97	97	97
			UDENWAL DC	1,592	1,784	3,376	1,258	1,426	2,684	10	19	29	1,258	1,427	2,685	256	343	500	1,553	1,770	3,323	95	99	99	97	97	97	97
			MAKARAKOTI DC	1,245	1,740	3,285	1,326	1,473	2,799	10	19	29	1,326	1,492	2,828	156	170	319	1,492	1,662	3,154	97	95	96	97	97	97	97
			MAKETE DC	1,184	1,223	2,407	1,073	1,119	2,191	1	1	2	1,074	1,119	2,193	9	9	84	1,171	1,213	2,384	95	99	99	97	97	97	97
NJONBE DC	1,118	1,304	2,422	937	1,132	2,069	2	2	4	939	1,134	2,073	30	72	115	989	1,206	2,198	88	92	91	97	97	97	97			
NYONGU DC	1,138	1,189	2,327	1,025	1,070	2,095	3	3	6	1,025	1,070	2,095	20	20	45	1,043	1,085	2,128	97	97	97	97	97	97	97			
WANG'ONGORE DC	2,139	2,496	4,635	1,834	2,156	4,033	2	3	5	1,836	2,201	4,037	342	245	485	2,083	2,446	4,539	97	97	97	97	97	97	97			
17	Jumia Mago	NJONBE	BAGAMWO DC	9,824	10,611	20,235	7,893	8,908	16,701	25	37	62	7,938	8,945	16,763	1,398	1,483	3,316	10,328	10,344	97	97	97	97	97	97	97	97
			KIWAHA DC	1,338	1,361	2,709	1,817	1,817	3,616	6	5	11	1,805	1,822	3,627	10	120	214	1,906	1,942	3,848	95	99	99	97	97	97	97
			CHALINDE DC	3,043	3,263	6,296	2,918	3,190	6,108	14	19	33	2,932	3,269	6,141	31	35	59	2,963	3,244	6,207	97	100	98	97	97	97	97
			KIWAHA DC	1,107	1,200	2,297	989	954	1,923	1	1	2	970	955	1,925	113	111	217	1,083	1,096	2,148	98	96	95	97	97	97	97
			KIWAHA DC	2,263	2,468	4,731	2,225	2,423	4,648	2	2	4	2,227	2,423	4,652	24	268	336	2,474	2,591	5,065	101	106	101	97	97	97	97
			KUSIRI DC	1,789	1,817	3,380	1,837	1,867	3,344	5	6	11	1,842	1,873	3,315	45	17	25	1,837	1,894	3,346	84	83	85	97	97	97	97
			MAFALAO DC	703	760	1,463	675	730	1,405	8	7	15	683	737	1,420	8	25	36	701	762	1,463	100	100	100	97	97	97	97
			MAKARAKOTI DC	4,759	5,343	10,101	4,479	5,032	9,511	8	10	18	4,487	5,042	9,529	146	159	311	4,636	5,201	9,837	97	97	97	97	97	97	97
			RUFUJI DC	1,416	1,568	2,984	1,328	1,453	2,781	5	5	10	1,333	1,458	2,791	3	3	1	1,336	1,463	2,799	94	93	94	97	97	97	97
			MAKARAKOTI DC	9,195	20,320	39,516	17,837	19,929	39,686	53	59	111	17,990	19,987	39,977	686	746	1,390	18,376	19,833	38,409	97	98	97	97	97	97	97
			MAKARAKOTI DC	3,116	3,553	6,669	2,963	3,337	6,301	3	3	6	2,969	3,337	6,304	25	23	43	3,032	3,342	6,374	98	96	96	97	97	97	97
			SAMBWA DC	3,327	3,733	7,260	3,126	3,237	6,363	4	3	7	3,130	3,240	6,370	72	89	154	3,322	3,329	6,531	91	86	90	97	97	97	97
			SAMBWA DC	2,936	3,312	6,248	2,777	3,169	5,945	17	9	26	2,754	3,147	5,971	12	147	272	2,929	3,324	6,240	100	100	100	97	97	97	97
			MAKARAKOTI DC	6,501	6,635	13,236	5,925	6,059	11,984	26	17	43	5,925	6,059	11,984	615	596	1,183	6,059	6,246	12,305	94	90	92	97	97	97	97
			NYONGU DC	2,178	2,262	4,440	1,715	1,785	3,517	3	3	6	1,785	2,251	3,517	191	67	62	1,785	2,251	3,517	95	94	95	97	97	97	97
			NYONGU DC	2,170	2,456	4,626	1,755	1,895	3,644	1	1	2	1,756	1,890	3,646	46	47	98	1,814	1,917	3,731	84	86	83	97	97	97	97
NYONGU DC	2,116	2,395	4,451	1,922	2,083	4,005	4	4	8	1,926	2,097	4,013	50	39	82	1,976	2,126	4,102	93	91	91	97	97	97	97			
NYONGU DC	1,242	1,317	2,559	1,101	1,234	2,335	2	1	3	1,103	1,233	2,336	3	4	1	1,106	1,239	2,346	95	94	94	97	97	97	97			
NYONGU DC	3,059	3,265	6,345	2,678	2,924	5,602	15	10	25	2,693	2,914	5,607	254	237	364	2,847	3,151	6,098	95	96	95	97	97	97	97			
NYONGU DC	2,297	2,507	4,804	2,355	2,517	4,852	6	5	11	2,361	2,523	4,885	108	71	169	2,486	2,603	4,769	83	79	81	97	97	97	97			
NYONGU DC	1,893	1,971	3,864	1,837	1,919	3,756	4	3	6	1,840	1,942	3,782	53	48	100	1,915	2,020	3,935	89	89	89	97	97	97	97			
NYONGU DC	2,380	2,816	5,196	2,276	2,674	4,950	36	23	59	2,322	2,607	5,009	44	81	118	2,356	2,778	5,134	95	89	86	96	96	96	96			
NYONGU DC	2,240	2,394	4,634	2,279	2,813	5,092	46	97	176	2,295	2,910	5,216	66	46	105	2,696	2,916	5,294	95	97	97	97	97	97	97			
NYONGU DC	2,751	2,956	5,707	2,467	2,680	5,146	3	3	6	2,620	3,196	5,616	6	6	10	2,699	3,278	5,684	95	100	99	97	97	97	97			
NYONGU DC	1,898	3,295	6,107	1,835	1,939	4,078	2	2	4	1,817	2,081	4,078	17	16	26	1,854	2,160	4,078	91	99	99	97	97	97	97			
NYONGU DC	17,028	20,441	37,243	13,934	15,393	31,621	52	38	90	15,998	18,311	36,717	960	1,114	2,032	18,946	19,846	39,791	97	99	99	97	97	97	97	97		

TAARIFA YA UANDIKISHAJI WA WANAFUNZI WAPYA WA KIDATO CHA KWANZA KWA MWAKA 2023 HADI TAREHE 28 FEBRUARI, 2023

NA	MKA	HALIWAHAURI	WANAFUNZI WALIDYOPANGWA			WALIDROPOTI (MASO WA MAHAJIRI) MAUMILI			WALIDROPOTI (WASO WA MAHAJIRI) MAUMILI			WALIDROPOTI (MAHAJIRI MAUMILI)			WALIDROPOTI SHULE ZA SERIKALI			WALIDYENDA SHULE ZA BIMBAZI			JUMLA WALIDROPOTI			ASILI WA YA WALIDROPOTI						
			WAV	WAS	JUMLA	WAV	WAS	JUMLA	WAV	WAS	JUMLA	WAV	WAS	JUMLA	WAV	WAS	JUMLA	WAV	WAS	JUMLA	WAV	WAS	JUMLA	WAV	WAS	JUMLA	WAV	WAS	JUMLA	
22	SIMIYU	BARIADI DC	2,289	2,949	5,238	2,244	2,897	5,141	1	2	2,245	2,898	5,143	15	23	31	2,260	2,921	5,181	99	99	99	99	99	99	99	99	99	99	
		BARIADI TC	1,716	2,071	3,787	1,591	1,858	3,450	1	1	1,592	1,859	3,451	82	77	52	1,674	1,935	3,610	98	97	97	98	97	97	97	97	97		
		BARIADI DC	1,716	2,071	3,787	1,591	1,858	3,450	1	1	1,592	1,859	3,451	82	77	52	1,674	1,935	3,610	98	97	97	98	97	97	97	97	97		
		BARIADI TC	2,289	2,949	5,238	2,244	2,897	5,141	1	2	2,245	2,898	5,143	15	23	31	2,260	2,921	5,181	99	99	99	99	99	99	99	99	99	99	
		MUSWADA DC	2,713	3,225	5,938	2,743	3,188	6,031	6	12	2,758	3,213	6,071	9	16	15	2,837	3,246	6,083	99	99	99	99	99	99	99	99	99	99	
		MUSWADA TC	2,713	3,225	5,938	2,743	3,188	6,031	6	12	2,748	3,193	6,086	9	16	15	2,832	3,236	6,071	100	100	100	100	100	100	100	100	100	100	100
		MUSWADA DC	2,713	3,225	5,938	2,743	3,188	6,031	6	12	2,748	3,193	6,086	9	16	15	2,832	3,236	6,071	100	100	100	100	100	100	100	100	100	100	100
23	Jumla Niogo SINGIDA	HEATU DC	2,034	2,749	4,783	1,918	2,565	4,503	1	1	1,919	2,566	4,504	31	51	75	1,950	2,636	4,586	95	96	96	96	96	96	96	96	96	96	
		HEATU TC	14,485	17,852	32,700	14,485	17,852	31,767	11	9	20	14,486	17,847	31,787	212	267	437	14,678	17,958	32,266	99	99	99	99	99	99	99	99	99	
		IKUNGI DC	2,895	3,654	6,443	2,400	2,897	5,207	2	1	2,401	2,898	5,210	241	342	576	2,643	3,150	5,793	88	91	91	91	91	91	91	91	91	91	
		IKUNGI TC	2,728	2,954	4,492	2,152	2,483	4,955	2	12	14	2,154	2,455	4,699	15	16	24	2,189	2,471	4,540	97	96	97	96	97	96	97	96	97	
		IKUNGI DC	2,728	2,954	4,492	2,152	2,483	4,955	2	12	14	2,154	2,455	4,699	15	16	24	2,189	2,471	4,540	97	96	97	96	97	96	97	96	97	
		IKUNGI TC	2,728	2,954	4,492	2,152	2,483	4,955	2	12	14	2,154	2,455	4,699	15	16	24	2,189	2,471	4,540	97	96	97	96	97	96	97	96	97	
		IKUNGI DC	2,728	2,954	4,492	2,152	2,483	4,955	2	12	14	2,154	2,455	4,699	15	16	24	2,189	2,471	4,540	97	96	97	96	97	96	97	96	97	
		IKUNGI TC	1,897	1,965	3,362	1,309	1,546	2,855	2	3	5	1,317	1,546	2,863	87	119	168	1,398	1,665	3,163	82	82	82	82	82	82	82	82	82	
		IKUNGI DC	1,897	1,965	3,362	1,309	1,546	2,855	2	3	5	1,317	1,546	2,863	87	119	168	1,398	1,665	3,163	82	82	82	82	82	82	82	82	82	
		IKUNGI TC	1,897	1,965	3,362	1,309	1,546	2,855	2	3	5	1,317	1,546	2,863	87	119	168	1,398	1,665	3,163	82	82	82	82	82	82	82	82	82	
24	Jumla Niogo SONGARE	MAKALAMA DC	1,732	2,146	3,878	1,407	1,794	3,201	1	1	1,408	1,795	3,203	21	46	60	1,429	1,841	3,270	83	86	84	84	84	84	84	84	84	84	
		MAKALAMA TC	2,849	3,576	6,427	2,662	3,417	6,079	4	3	2,666	3,420	6,086	45	72	110	2,711	3,492	6,203	95	98	97	97	97	97	97	97	97	97	
		SINIGIDA DC	2,075	2,662	4,737	1,842	2,214	4,056	2	3	1,844	2,217	4,061	18	18	18	1,880	2,405	4,385	95	97	96	96	96	96	96	96	96	96	
		SINIGIDA TC	14,751	17,653	32,244	12,988	15,913	27,611	13	23	36	12,611	15,058	27,617	608	842	1,401	13,219	15,878	29,697	99	91	90	91	90	91	90	91	90	
		SINIGIDA DC	1,732	2,146	3,878	1,407	1,794	3,201	1	1	1,408	1,795	3,203	21	46	60	1,429	1,841	3,270	83	86	84	84	84	84	84	84	84	84	
		SINIGIDA TC	2,849	3,576	6,427	2,662	3,417	6,079	4	3	2,666	3,420	6,086	45	72	110	2,711	3,492	6,203	95	98	97	97	97	97	97	97	97	97	
		SINIGIDA DC	1,732	2,146	3,878	1,407	1,794	3,201	1	1	1,408	1,795	3,203	21	46	60	1,429	1,841	3,270	83	86	84	84	84	84	84	84	84	84	
		SINIGIDA TC	2,849	3,576	6,427	2,662	3,417	6,079	4	3	2,666	3,420	6,086	45	72	110	2,711	3,492	6,203	95	98	97	97	97	97	97	97	97	97	
		SINIGIDA DC	1,732	2,146	3,878	1,407	1,794	3,201	1	1	1,408	1,795	3,203	21	46	60	1,429	1,841	3,270	83	86	84	84	84	84	84	84	84	84	
		SINIGIDA TC	2,849	3,576	6,427	2,662	3,417	6,079	4	3	2,666	3,420	6,086	45	72	110	2,711	3,492	6,203	95	98	97	97	97	97	97	97	97	97	
25	Jumla Niogo TABORA	LELE DC	4,434	5,977	10,931	4,434	5,977	10,931	2	1	4,435	5,978	10,932	49	43	53	4,582	5,962	10,469	104	99	100	99	100	99	100	99	100	99	
		LELE TC	1,655	2,031	3,686	1,655	2,031	3,686	2	1	1,656	2,032	3,687	2	1	1	1,657	2,033	3,688	99	99	99	99	99	99	99	99	99	99	
		MWABA DC	1,526	1,600	3,146	1,381	1,401	2,782	2	1	1,383	1,402	2,785	35	38	66	1,418	1,440	2,858	95	86	91	91	91	91	91	91	91	91	
		MWABA TC	1,526	1,600	3,146	1,381	1,401	2,782	2	1	1,383	1,402	2,785	35	38	66	1,418	1,440	2,858	95	86	91	91	91	91	91	91	91	91	
		MWABA DC	1,526	1,600	3,146	1,381	1,401	2,782	2	1	1,383	1,402	2,785	35	38	66	1,418	1,440	2,858	95	86	91	91	91	91	91	91	91	91	
		MWABA TC	1,526	1,600	3,146	1,381	1,401	2,782	2	1	1,383	1,402	2,785	35	38	66	1,418	1,440	2,858	95	86	91	91	91	91	91	91	91	91	
		MWABA DC	1,526	1,600	3,146	1,381	1,401	2,782	2	1	1,383	1,402	2,785	35	38	66	1,418	1,440	2,858	95	86	91	91	91	91	91	91	91	91	
		MWABA TC	1,526	1,600	3,146	1,381	1,401	2,782	2	1	1,383	1,402	2,785	35	38	66	1,418	1,440	2,858	95	86	91	91	91	91	91	91	91	91	
		MWABA DC	1,526	1,600	3,146	1,381	1,401	2,782	2	1	1,383	1,402	2,785	35	38	66	1,418	1,440	2,858	95	86	91	91	91	91	91	91	91	91	
		MWABA TC	1,526	1,600	3,146	1,381	1,401	2,782	2	1	1,383	1,402	2,785	35	38	66	1,418	1,440	2,858	95	86	91	91	91	91	91	91	91	91	
26	Jumla Niogo FANSA	TUNDUUA TC	2,105	2,272	4,377	1,859	2,024	3,883	3	2	1,862	2,026	3,886	223	177	303	1,996	2,311	2,307	99	96	96	96	96	96	96	96	96	96	
		TUNDUUA DC	2,105	2,272	4,377	1,859	2,024	3,883	3	2	1,862	2,026	3,886	223	177	303	1,996	2,311	2,307	99	96	96	96	96	96	96	96	96	96	
		TUNDUUA TC	2,105	2,272	4,377	1,859	2,024	3,883	3	2	1,862	2,026	3,886	223	177	303	1,996	2,311	2,307	99	96	96	96	96	96	96	96	96	96	
		TUNDUUA DC	2,105	2,272	4,377	1,859	2,024	3,883	3	2	1,862	2,026	3,886	223	177	303	1,996	2,311	2,307	99	96	96	96	96	96	96	96	96	96	
		TUNDUUA TC	2,105	2,272	4,377	1,859	2,024	3,883	3	2	1,862	2,026	3,886	223	177	303	1,996	2,311	2,307	99	96	96	96	96	96	96	96	96	96	
		TUNDUUA DC	2,105	2,272	4,377	1,859	2,024	3,883	3	2	1,862	2,026	3,886	223	177	303	1,996	2,311	2,307	99	96	96	96	96	96	96	96	96	96	
		TUNDUUA TC	2,105	2,272	4,377																									



MGAO WA FEDHA ZA ELIMUMSINGI BILA ADA KWA SHULE ZA MSINGI KATIKA MWAKA WA FEDHA WA 2022/23 HADI FEBRUARI, 2023

NA.	Mkoa	HALIMASHAURI	JULAI 2022	AGOSTI 2022	SEPTEMBER 2022	OCTOBA 2022	NOVEMBER 2022	DESEMBER 2022	JANUARI 2023	FEBRUARI 2023	JUMLA
1	Katavi	Nsimbo DC	45,404,840	45,288,096	43,480,367	42,308,800	42,241,175	42,192,351	42,173,098	42,154,349	345,223,077
		Mlele DC	18,917,906	18,856,707	18,118,859	19,942,171	19,299,085	19,276,519	19,267,813	19,259,325	152,339,386
		Mpimabwe DC	34,561,513	34,448,210	35,623,020	35,857,401	35,806,520	35,760,983	35,742,826	35,725,137	283,525,609
		Mpanda DC	66,934,913	66,687,647	62,002,349	62,695,674	62,647,750	62,565,029	62,531,323	62,498,419	508,563,104
		Mpanda MC	41,490,727	41,341,093	42,139,137	43,069,334	43,008,927	42,950,490	42,927,109	42,904,321	339,831,138
		<b>Jumla Ndogo</b>	<b>207,309,900</b>	<b>206,601,752</b>	<b>201,363,731</b>	<b>203,273,381</b>	<b>203,003,457</b>	<b>202,745,490</b>	<b>202,642,169</b>	<b>202,541,551</b>	<b>202,541,551</b>
2	Simiyu	Bariadi TC	40,330,059	40,175,635	39,685,553	40,332,675	40,302,666	40,245,512	40,222,170	40,199,387	321,493,657
		Busega DC	69,897,177	69,674,324	69,220,672	67,086,277	67,235,095	67,150,029	67,116,441	67,083,720	544,463,736
		Ilifima DC	81,473,544	83,486,407	82,670,831	82,446,414	82,368,159	82,257,677	82,212,889	82,169,184	689,085,106
		Bariadi DC	79,985,684	79,721,721	79,989,970	77,796,856	77,702,475	77,602,327	77,562,120	77,522,914	627,884,068
		Maswa DC	84,986,455	84,719,704	86,241,400	85,094,817	86,417,188	86,814,358	86,772,248	86,731,123	667,777,293
		Merutu DC	70,884,182	71,874,502	70,634,336	70,075,089	70,035,282	69,988,558	69,927,218	69,896,622	583,285,789
3	Njombe	<b>Jumla Ndogo</b>	<b>427,557,101</b>	<b>429,652,293</b>	<b>428,442,763</b>	<b>422,832,128</b>	<b>424,060,865</b>	<b>424,028,462</b>	<b>423,813,086</b>	<b>423,602,950</b>	<b>3,403,989,648</b>
		Makambako TC	37,104,410	37,019,482	37,363,341	36,485,814	36,299,790	36,284,348	36,271,921	36,271,921	293,176,937
		Wang'ungombe DC	56,445,278	56,315,842	55,953,542	55,973,675	55,926,454	55,842,116	55,815,450	55,797,685	448,070,042
		Njombe DC	26,735,802	26,668,937	26,588,727	27,411,011	27,392,159	27,356,807	27,346,706	27,336,862	216,827,010
		Makete DC	38,621,004	38,567,931	38,330,232	39,499,354	39,461,477	39,437,418	39,428,008	39,418,852	312,754,277
		Ludewa DC	51,016,269	50,907,522	50,301,873	52,366,240	52,328,755	52,247,367	52,222,836	52,208,274	413,599,135
4	Geita	<b>Jumla Ndogo</b>	<b>46,162,312</b>	<b>46,047,303</b>	<b>45,369,051</b>	<b>45,452,212</b>	<b>45,426,947</b>	<b>45,309,020</b>	<b>45,276,567</b>	<b>45,262,297</b>	<b>364,305,708</b>
		Gelta TC	66,095,311	65,882,479	67,130,368	64,615,199	64,470,060	64,348,999	64,308,522	64,277,281	521,128,209
		Nyanguhwale DC	46,444,566	46,294,372	45,258,761	45,156,830	47,222,130	47,165,867	47,143,018	47,120,729	371,806,273
		Mbogwe DC	76,885,034	76,645,946	75,948,296	75,210,599	75,024,686	74,931,823	74,836,147	74,861,500	604,404,031
		Gelta DC	221,246,036	220,476,470	218,096,285	217,096,803	216,695,080	216,361,668	216,237,697	216,126,019	1,742,336,057
		Bukombe DC	75,795,182	77,882,399	80,418,854	80,418,854	80,316,299	80,205,362	80,160,869	80,117,486	633,804,668
5	Anusha	Chato DC	121,118,667	125,003,028	126,194,093	126,023,486	125,852,803	125,784,423	125,717,670	125,647,668	967,224,628
		<b>Jumla Ndogo</b>	<b>607,584,796</b>	<b>612,184,694</b>	<b>606,874,670</b>	<b>608,690,295</b>	<b>609,751,471</b>	<b>608,866,522</b>	<b>608,530,676</b>	<b>608,220,775</b>	<b>4,870,703,699</b>
		Anusha CC	64,696,050	64,497,551	63,626,403	64,728,683	62,166,488	62,082,786	62,067,135	62,018,374	505,856,471
		Meru DC	72,449,298	72,544,396	72,196,763	68,015,948	67,890,341	67,785,729	67,753,059	67,714,139	566,349,673
		Monduli DC	153,577,648	153,259,935	154,465,357	157,709,490	157,819,492	156,287,175	155,944,164	155,926,914	1,244,990,174
		Nyungu DC	192,066,133	191,599,695	193,219,034	187,115,022	187,214,283	190,101,389	190,663,981	190,642,953	1,547,621,431
6	Pwani	Karatu DC	67,627,627	67,147,803	67,049,215	68,818,068	68,746,086	68,553,668	68,501,082	68,478,555	544,621,604
		Anusha DC	76,128,053	75,907,409	75,169,031	76,822,122	76,665,659	76,541,915	76,501,026	76,469,961	610,205,176
		Longido DC	124,911,413	124,611,928	126,180,638	133,870,041	133,930,738	132,638,065	132,358,065	132,343,031	1,040,851,590
		<b>Jumla Ndogo</b>	<b>751,155,222</b>	<b>749,558,718</b>	<b>751,906,442</b>	<b>754,433,087</b>	<b>754,433,087</b>	<b>762,998,398</b>	<b>761,771,512</b>	<b>761,593,067</b>	<b>6,050,496,120</b>
		Bagamoyo DC	31,600,859	31,505,186	31,384,794	31,930,612	31,854,079	31,816,472	31,802,043	31,788,036	253,682,082
		Kisarawe DC	45,327,889	45,241,486	45,069,082	41,746,390	41,657,619	41,623,262	42,846,271	42,833,277	346,345,276
Rufiji DC	36,791,590	36,696,959	36,373,128	34,464,835	34,380,162	35,288,152	35,263,849	35,239,967	284,468,643		

NA.	MKOA	HALIMASHAURI	JULAI 2022	AGOSTI 2022	SEPTEMBER 2022	OKTOBA 2022	NOVEMBER 2022	DESEMBER 2022	JANUARI 2023	FEBRUARI 2023	JUMLA			
7	Dodoma	Kibaha DC	26,854,372	26,796,390	27,088,103	26,671,298	26,589,222	26,564,355	26,555,331	26,546,611	26,546,611	213,675,682		
		Mafia DC	17,864,193	17,830,672	17,860,925	18,813,494	18,740,860	18,725,725	18,720,608	18,715,689	18,715,689	147,262,165		
		Mkuranga DC	82,594,304	85,136,586	85,454,785	91,805,903	91,591,187	91,493,602	91,422,272	91,402,126	91,402,126	716,066,734		
		Kibaha TC	36,718,342	36,614,497	37,284,464	41,249,279	41,097,513	41,050,803	41,033,813	41,017,393	41,017,393	310,916,184		
		Chalinze DC	66,771,911	67,238,866	66,976,368	65,804,025	65,344,777	65,276,233	65,250,259	65,225,053	65,225,053	527,587,492		
		Kibiti DC	43,189,336	43,070,378	42,604,262	43,773,949	43,714,708	43,669,937	43,652,242	45,532,055	45,532,055	349,206,969		
		<b>Jumla Ndogo</b>	<b>387,712,797</b>	<b>390,131,020</b>	<b>390,095,942</b>	<b>395,959,785</b>	<b>394,970,127</b>	<b>395,478,541</b>	<b>396,556,688</b>	<b>398,300,207</b>	<b>398,300,207</b>	<b>3,149,205,107</b>		
		Dodoma CC	94,515,694	94,206,149	95,869,291	103,267,893	103,047,089	102,842,085	102,777,266	102,732,393	102,732,393	799,257,860		
		Mpwapwa DC	83,594,137	83,359,969	83,484,301	80,628,969	80,516,334	80,429,656	80,391,103	80,386,477	80,386,477	652,757,947		
		Kondoa DC	61,654,983	61,490,744	61,912,762	61,110,621	61,009,869	60,929,493	60,900,808	60,876,267	60,876,267	469,885,546		
		Kongwa DC	89,365,608	89,072,825	90,228,365	93,329,225	93,234,367	93,036,028	94,476,653	94,433,645	94,433,645	737,176,716		
		Bahi DC	56,418,655	56,483,572	56,304,310	55,496,938	55,448,131	57,614,117	57,577,140	57,577,140	57,577,140	452,896,237		
Chamwino DC	87,022,047	86,752,999	85,428,635	93,802,707	87,887,891	87,744,806	87,638,126	87,638,126	87,638,126	703,994,039				
Chemba DC	66,644,905	66,446,572	68,523,413	69,311,583	69,232,045	69,154,206	69,123,047	69,092,679	69,092,679	547,528,449				
Kondoa TC	18,002,294	17,956,604	18,160,103	17,315,942	17,289,428	17,271,417	17,264,343	17,257,459	17,257,459	140,517,386				
<b>Jumla Ndogo</b>	<b>557,218,324</b>	<b>555,769,435</b>	<b>559,911,179</b>	<b>574,263,878</b>	<b>567,665,154</b>	<b>569,018,803</b>	<b>570,206,466</b>	<b>569,961,122</b>	<b>569,961,122</b>	<b>4,524,014,380</b>				
8	Iringa	Iringa MC	37,140,871	37,041,865	37,275,096	37,129,926	37,076,733	36,978,757	36,951,372	36,938,134	36,938,134	296,532,694		
		Iringa DC	80,268,868	80,054,740	80,505,580	80,249,455	80,217,681	80,090,505	80,048,246	80,047,949	80,047,949	641,452,024		
		Mufindi DC	82,904,344	82,711,426	82,403,488	78,191,063	78,063,998	77,989,670	77,960,782	77,932,678	77,932,678	638,157,449		
		Kilolo DC	64,191,898	64,016,885	63,033,333	62,989,244	62,967,135	62,856,507	62,821,010	62,797,299	62,797,299	505,673,310		
		Maringa TC	21,567,623	21,505,607	21,948,758	26,548,197	26,492,383	26,414,831	26,394,205	26,385,656	26,385,656	197,257,261		
		<b>Jumla Ndogo</b>	<b>286,073,605</b>	<b>285,330,523</b>	<b>285,166,194</b>	<b>285,105,886</b>	<b>284,817,930</b>	<b>284,330,270</b>	<b>284,175,615</b>	<b>284,071,716</b>	<b>284,071,716</b>	<b>2,279,072,739</b>		
		9	Kigoma	Kigoma MC	44,560,227	44,418,529	45,060,859	45,940,358	45,737,765	45,680,896	45,658,861	45,637,455	45,637,455	362,584,950
				Kigoma DC	64,786,729	64,600,119	63,455,834	66,085,071	66,001,961	65,892,380	65,856,318	65,829,981	65,829,981	522,508,392
				Kasulu DC	69,252,789	69,003,701	67,630,967	71,087,347	70,980,674	72,518,114	72,480,669	72,444,192	72,444,192	565,398,452
				Kibondo DC	65,802,111	65,989,692	63,953,834	63,432,170	63,392,601	63,253,150	63,209,620	63,182,046	63,182,046	512,225,224
				Kasulu TC	55,799,705	55,618,498	55,371,089	54,725,137	54,677,244	54,537,500	54,494,877	54,470,375	54,470,375	439,693,936
				Buhigwe DC	65,741,260	65,661,159	63,252,583	63,126,813	63,027,445	63,027,445	63,027,445	63,027,445	63,027,445	512,021,073
Uvinza DC	102,017,767			101,685,494	104,028,364	98,566,273	98,479,202	98,279,382	98,214,433	98,169,143	98,169,143	799,440,058		
Kakonko DC	49,600,478			49,465,168	48,501,866	53,730,673	53,573,525	53,466,202	53,434,724	53,415,984	53,415,984	415,188,200		
<b>Jumla Ndogo</b>	<b>517,561,066</b>			<b>516,347,344</b>	<b>516,719,611</b>	<b>515,969,785</b>	<b>515,969,785</b>	<b>516,682,357</b>	<b>516,682,357</b>	<b>516,149,189</b>	<b>516,149,189</b>	<b>4,129,670,281</b>		
10	Kilimanjaro			Moshi MC	37,121,683	37,028,271	37,262,517	35,483,633	35,451,145	35,332,938	35,301,864	35,290,420	35,290,420	268,272,470
				Moshi DC	96,181,770	95,972,046	95,199,650	94,272,185	94,241,422	94,128,369	94,089,682	94,060,365	94,060,365	758,145,968
				Same DC	83,597,203	83,430,155	82,900,155	80,996,663	80,946,489	80,833,284	80,797,923	80,775,170	80,775,170	654,367,587
		Rombo DC	67,295,647	67,165,217	66,472,031	64,690,030	64,635,696	64,584,567	64,564,132	64,544,220	64,544,220	523,951,540		
		Hai DC	53,736,830	53,625,264	53,659,198	51,803,147	51,759,406	51,652,913	51,622,866	51,608,184	51,608,184	419,469,828		
		Mwanga DC	49,597,414	49,509,389	49,385,808	48,357,921	48,344,979	48,219,274	48,187,074	48,187,074	48,187,074	369,778,876		
		Sihia DC	33,933,156	33,857,904	34,716,490	33,946,637	33,828,568	33,751,192	33,729,629	33,719,676	33,719,676	271,385,252		
		<b>Jumla Ndogo</b>	<b>421,465,703</b>	<b>420,588,246</b>	<b>419,686,664</b>	<b>409,452,216</b>	<b>409,207,705</b>	<b>408,502,537</b>	<b>408,293,194</b>	<b>408,175,047</b>	<b>408,175,047</b>	<b>3,305,371,311</b>		
		Lindi MC	19,284,713	19,236,902	19,327,372	20,228,890	20,194,577	20,176,483	20,169,499	20,162,720	20,162,720	158,761,156		
		Mtama DC	60,173,055	60,042,127	58,661,810	57,931,723	57,875,269	57,804,182	57,780,340	57,762,289	57,762,289	468,030,805		

NA.	MKOA	HALIMASHAURI	JULAI 2022	AGOSTI 2022	SEPTEMBER 2022	OKTOBA 2022	NOVEMBER 2022	DESEMBER 2022	JANUARI 2023	FEBRUARI 2023	JULIA	
12	Mara	Nachioewa DC	53,887,988	53,769,877	52,388,330	53,043,462	53,002,983	52,961,095	52,944,292	52,944,292	52,927,869	424,925,926
		Liwale DC	30,235,809	32,167,950	31,814,679	31,854,578	31,808,488	31,782,868	31,762,888	31,772,938	31,763,284	283,200,894
		Kilwa DC	62,632,188	62,641,279	61,944,115	63,897,187	63,826,392	63,719,888	63,685,769	63,662,187	63,662,187	505,829,005
		Ruanowa DC	38,421,720	38,979,683	38,797,501	40,252,951	40,205,613	40,174,884	40,162,421	40,150,566	40,150,566	317,192,945
		<b>Jumla Ndogo</b>	<b>264,635,472</b>	<b>266,657,818</b>	<b>262,933,807</b>	<b>267,208,791</b>	<b>266,913,322</b>	<b>266,619,110</b>	<b>266,515,249</b>	<b>266,428,975</b>	<b>266,428,975</b>	<b>2,127,912,945</b>
		Musoma MC	43,794,851	43,669,092	43,970,134	43,157,545	44,238,964	44,084,063	44,042,785	44,026,591	44,026,591	350,984,025
		Musoma DC	69,766,714	69,567,400	69,756,139	68,416,706	68,232,935	68,262,787	68,222,437	68,192,858	68,192,858	560,504,076
		Tainne DC	85,582,281	85,263,501	83,371,741	83,560,907	83,732,139	83,628,003	83,585,232	83,543,461	83,543,461	672,237,266
		Bunda DC	67,602,760	67,392,903	66,555,031	67,712,294	67,630,842	67,552,860	67,521,666	67,491,277	67,491,277	539,459,621
		Serengeti DC	85,175,642	84,904,548	84,000,989	95,684,292	95,569,325	88,651,292	88,610,598	88,570,965	88,570,965	711,227,651
		Ronyia DC	86,388,333	86,104,892	85,107,971	85,013,520	84,972,411	84,852,947	84,807,193	84,766,125	84,766,125	682,013,391
		Tainne TC	27,506,910	27,418,264	28,161,524	27,162,523	27,121,883	27,087,003	27,073,124	27,059,607	27,059,607	218,589,930
Butiama DC	66,644,480	66,422,679	66,698,216	65,318,711	65,261,469	65,178,064	65,144,224	65,111,198	65,111,198	525,779,040		
Bunda TC	46,142,255	46,002,465	45,862,913	44,033,633	44,136,998	44,083,962	44,082,780	44,042,149	44,042,149	368,367,156		
13	Mbeya	<b>Jumla Ndogo</b>	<b>578,573,227</b>	<b>576,745,473</b>	<b>573,534,688</b>	<b>580,070,130</b>	<b>580,993,066</b>	<b>573,370,971</b>	<b>573,070,039</b>	<b>572,804,231</b>	<b>572,804,231</b>	<b>4,609,682,066</b>
		Mbeya CC	77,255,189	77,900,812	76,506,281	77,227,067	77,049,473	76,951,906	76,914,126	76,877,412	76,877,412	618,682,267
		Mbeya DC	93,254,391	93,019,884	93,688,982	92,065,402	91,788,483	91,882,185	91,752,410	91,717,365	91,717,365	739,169,103
		Busokelo DC	30,174,401	30,110,234	29,884,963	30,309,448	30,446,261	30,420,840	30,411,275	30,402,010	30,402,010	242,359,433
		Rungwe DC	79,792,898	78,968,484	78,815,375	81,538,084	81,461,616	81,253,340	81,196,851	81,172,839	81,172,839	644,199,488
		Chunya DC	47,603,399	47,458,330	49,100,188	54,221,592	53,009,343	52,949,050	52,925,495	52,902,582	52,902,582	410,169,979
		Kyela DC	65,216,273	65,121,384	65,063,554	66,618,301	66,442,153	66,379,275	66,355,951	66,333,363	66,333,363	527,589,255
		Mbarali DC	74,796,599	78,604,357	78,399,679	75,528,938	75,443,205	75,359,519	75,326,026	75,293,362	75,293,362	608,751,705
		<b>Jumla Ndogo</b>	<b>468,152,151</b>	<b>471,183,486</b>	<b>473,459,022</b>	<b>477,708,832</b>	<b>475,734,236</b>	<b>475,102,413</b>	<b>474,882,134</b>	<b>474,882,134</b>	<b>474,698,953</b>	<b>3,790,821,228</b>
		Morogoro MC	89,430,073	91,377,088	91,879,246	87,744,105	87,225,474	87,133,750	87,104,010	87,075,607	87,075,607	708,969,353
		Morogoro DC	86,779,151	87,695,230	87,297,463	86,002,724	85,904,660	85,818,952	85,784,708	85,751,441	85,751,441	691,034,329
		Kilosa DC	112,703,056	112,360,613	111,951,184	114,496,482	114,381,698	114,200,379	114,137,873	114,088,900	114,088,900	908,320,184
Ulanga DC	44,177,413	44,054,127	44,160,194	44,256,168	44,153,136	44,106,716	44,088,283	44,070,915	44,070,915	383,080,412		
Mlimba DC	85,105,216	84,858,090	83,606,231	83,117,514	83,041,688	82,951,269	82,914,812	82,879,254	82,879,254	668,474,074		
Mvomero DC	100,257,454	99,759,944	99,858,094	95,503,877	95,263,760	95,163,135	95,125,104	95,088,238	95,088,238	776,059,606		
Gairo DC	50,702,408	50,628,434	50,206,914	48,805,883	48,743,689	48,687,484	48,665,043	48,643,191	48,643,191	394,483,023		
Malinyl DC	37,509,366	37,411,866	38,167,926	40,075,822	39,914,488	39,851,350	39,835,212	39,819,514	39,819,514	312,633,563		
Ilekeana TC	25,390,064	25,316,745	25,254,371	24,215,798	24,176,274	24,148,236	24,137,191	24,126,448	24,126,448	196,765,127		
<b>Jumla Ndogo</b>	<b>631,446,201</b>	<b>633,502,137</b>	<b>632,401,621</b>	<b>624,217,833</b>	<b>622,804,867</b>	<b>622,077,451</b>	<b>621,808,374</b>	<b>621,559,208</b>	<b>621,559,208</b>	<b>5,009,819,672</b>		
Mtwara MC	27,427,389	27,407,218	27,313,181	27,333,488	27,248,988	27,212,350	27,212,350	27,202,870	27,202,870	218,412,636		
Mtwara DC	43,821,388	43,726,958	43,725,087	43,421,488	43,300,956	43,261,356	43,246,820	43,232,761	43,232,761	347,736,815		
Masasi DC	75,662,251	75,472,365	74,714,897	79,128,123	79,066,233	78,865,060	78,809,809	78,785,404	78,785,404	620,504,142		
Newala DC	36,230,008	36,156,960	36,119,747	36,008,577	35,973,388	35,944,505	35,934,463	35,923,703	35,923,703	288,299,351		
Tandahimba DC	70,126,467	70,328,733	69,370,859	69,947,898	69,922,970	69,805,559	69,767,809	69,742,464	69,742,464	569,012,760		
Nanyumbui DC	43,830,651	43,721,747	43,515,196	43,292,100	43,274,988	43,235,103	43,218,753	43,202,784	43,202,784	347,219,322		
Masasi TC	27,291,761	27,218,484	27,435,698	27,697,805	27,673,968	27,614,714	27,587,763	27,587,763	27,587,763	220,116,709		
Nanyamba TC	32,848,248	32,772,029	32,763,538	33,822,183	33,817,602	33,755,479	33,736,744	33,726,008	33,726,008	267,241,831		

NA.	MKOA	HALIMASHAURI	JULAI 2022	AGOSTI 2022	SEPTEMBER 2022	OKTOBA 2022	NOVEMBER 2022	DESEMBER 2022	JANUARI 2023	FEBRUARI 2023	JUMLA		
16	Mwanza	Nevalia TC	26.194.352	26.132.953	25.639.675	27.387.303	27.326.704	27.302.847	27.283.893	27.285.210	27.285.210	214.562.937	
		<b>Jumla Ndogo</b>	<b>383,477,516</b>	<b>382,937,448</b>	<b>380,597,879</b>	<b>388,038,964</b>	<b>387,605,797</b>	<b>387,007,834</b>	<b>386,817,788</b>	<b>386,817,788</b>	<b>386,688,277</b>	<b>3,063,171,903</b>	
		Mwanza CC	87.775.495	87.465.116	88.206.383	90.809.859	90.575.037	90.451.289	90.403.537	90.306.500	90.251.144	716.043.959	
		Maqu DC	89.774.925	88.228.251	90.545.545	90.475.571	90.308.713	90.251.108	90.206.580	90.206.580	90.206.580	720.251.964	
		Kwimba DC	103.150.050	102.820.325	102.407.098	107.873.761	107.684.709	107.557.776	107.507.988	107.459.468	107.459.468	846.461.146	
		Sengerema DC	102.754.721	102.928.994	101.985.244	106.779.612	106.508.132	106.294.816	106.224.277	106.178.056	106.178.056	839.150.953	
		Ukerewea DC	93.281.712	93.794.827	93.603.353	92.410.219	92.340.905	92.223.111	92.175.115	92.128.281	92.128.281	741.957.823	
		Misingwi DC	111.566.694	111.219.302	111.933.919	115.029.935	114.922.993	114.614.426	114.524.675	114.476.771	114.476.771	908.288.716	
		Ilemela MC	70.634.211	70.395.403	71.411.091	70.091.292	69.981.461	69.898.344	69.851.322	69.815.257	69.815.257	562.068.382	
		Buchosa DC	82.636.545	82.359.329	81.900.188	81.703.995	81.659.134	81.544.392	81.497.280	81.451.270	81.451.270	654.752.134	
		<b>Jumla Ndogo</b>	<b>741,573,754</b>	<b>739,945,060</b>	<b>740,675,527</b>	<b>755,244,218</b>	<b>754,148,122</b>	<b>752,879,867</b>	<b>752,435,272</b>	<b>752,072,755</b>	<b>752,072,755</b>	<b>5,988,974,576</b>	
		Songea MC	64.042.391	63.866.929	64.584.710	60.852.066	60.794.486	60.642.297	60.244.495	60.244.495	60.244.495	63.221.105	501.228.488
		Songea DC	36.624.357	36.530.513	36.228.759	39.501.320	39.450.872	39.414.488	39.400.152	39.386.165	39.386.165	306.336.647	306.336.647
		Tunduru DC	81.088.753	80.872.405	80.425.380	85.517.370	85.407.365	85.324.099	85.291.195	85.259.147	85.259.147	669.185.714	669.185.714
		Mbinga DC	76.077.255	75.889.284	75.669.627	81.020.466	80.906.151	80.833.363	80.804.892	80.777.182	80.777.182	631.978.096	631.978.096
		Namtumbo DC	58.444.490	58.280.466	58.211.168	59.254.580	59.198.323	59.472.116	59.427.146	59.427.146	59.427.146	59.427.146	471.731.219
Nyasa DC	58.175.144	58.044.306	58.228.560	57.704.038	57.591.993	57.539.678	57.519.693	57.500.285	57.500.285	462.303.697	462.303.697		
Madaba DC	15.876.832	15.842.304	15.931.146	16.485.104	16.441.616	16.427.146	16.421.824	16.416.673	16.416.673	129.842.646	129.842.646		
Mbinza TC	42.205.907	42.103.728	42.290.596	42.723.095	42.661.881	42.574.549	42.549.518	42.536.208	42.536.208	339.645.482	339.645.482		
<b>Jumla Ndogo</b>	<b>432,535,131</b>	<b>431,429,934</b>	<b>431,349,945</b>	<b>443,058,038</b>	<b>442,452,687</b>	<b>442,227,736</b>	<b>444,678,906</b>	<b>444,519,591</b>	<b>444,519,591</b>	<b>3,512,251,968</b>			
18	Shinyanga	Shinyanga MC	49.560.222	49.409.905	49.217.397	47.763.099	47.741.149	47.574.279	47.528.989	47.510.307	47.510.307	386.305.347	
		Msaala DC	67.340.952	67.119.068	67.423.715	68.964.782	68.899.062	68.815.045	68.781.086	68.747.967	68.747.967	546.091.677	
		Shinyanga DC	85.307.926	85.038.058	86.328.773	85.906.729	85.760.492	85.668.009	85.616.025	85.575.037	85.575.037	685.090.950	
		Kishapu DC	75.178.012	74.947.966	75.110.748	78.082.667	78.006.936	77.919.754	77.884.636	77.850.385	77.850.385	614.981.104	
		Kahama MC	69.855.673	69.600.409	71.496.225	74.227.773	74.190.038	74.039.996	73.989.058	73.951.070	73.951.070	581.358.242	
		Ushetu DC	71.152.964	70.910.996	70.356.927	75.209.578	75.124.431	75.032.378	74.995.380	74.959.307	74.959.307	587.741.562	
		<b>Jumla Ndogo</b>	<b>418,395,649</b>	<b>417,034,403</b>	<b>419,933,766</b>	<b>430,054,628</b>	<b>429,722,108</b>	<b>429,039,461</b>	<b>428,795,174</b>	<b>428,594,073</b>	<b>428,594,073</b>	<b>3,401,969,282</b>	
		Singida MC	45.060.529	44.919.531	45.023.481	44.135.099	44.095.074	44.000.153	43.970.122	43.950.173	43.950.173	355.154.259	
		Singida DC	70.974.359	70.750.985	70.690.158	69.989.915	69.907.523	69.817.024	69.781.914	69.749.034	69.749.034	561.660.911	
		Manyoni DC	47.532.865	47.384.281	46.520.581	45.953.571	45.921.086	45.867.483	45.845.630	45.824.333	45.824.333	370.849.780	
		Iramba DC	63.281.066	63.088.295	63.315.621	62.976.554	62.959.240	62.828.210	62.800.210	62.800.210	62.800.210	504.111.966	
		Mkalama DC	64.627.594	64.434.604	63.245.865	62.972.701	62.947.824	66.180.013	66.125.534	66.089.578	66.089.578	516.633.733	
		Ikungi DC	85.527.026	85.261.837	83.989.150	89.074.450	88.935.520	88.789.528	88.737.001	88.700.619	88.700.619	699.033.131	
		Iligi DC	33.077.362	33.007.088	37.632.836	40.968.166	40.935.406	40.869.511	40.869.511	40.869.511	40.869.511	313.229.847	
		<b>Jumla Ndogo</b>	<b>410,080,801</b>	<b>413,846,621</b>	<b>410,417,711</b>	<b>416,070,457</b>	<b>415,719,649</b>	<b>418,405,453</b>	<b>418,157,922</b>	<b>417,975,052</b>	<b>417,975,052</b>	<b>3,320,673,666</b>	
		Tabora MC	66.433.862	66.247.682	66.647.322	68.976.481	68.894.227	68.693.863	68.638.874	68.614.296	68.614.296	543.146.006	
Igunga DC	87.456.863	87.186.456	87.407.078	87.260.836	87.219.458	87.119.005	87.077.798	87.037.546	87.037.546	697.765.042			
Nzega DC	93.996.120	95.756.503	94.409.664	93.722.931	93.684.161	93.577.755	93.534.017	93.491.269	93.491.269	752.172.459			
Uyui DC	97.438.471	97.116.269	96.902.300	96.542.492	96.509.156	96.390.607	96.341.733	96.450.212	96.450.212	777.691.262			
Urambo DC	52.724.759	51.813.069	51.993.531	51.199.531	51.199.531	51.099.473	51.075.253	51.004.655	51.004.655	411.636.655			
Sikonge DC	58.192.352	58.026.464	59.052.468	54.412.897	54.396.179	59.282.644	59.244.365	59.220.403	59.220.403	461.827.792			

NA.	MIKOA	HALMASHAURI	JULAI 2022	AGOSTI 2022	SEPTEMBER 2022	OKTOBA 2022	NOVEMBER 2022	DESEMBER 2022	JANUARI 2023	FEBRUARI 2023	JUMLA		
21	Tanga	Nzega TC	22 290 968	22 221 604	22 661 155	21 911 401	21 903 993	21 877 644	22 762 888	22 752 033	22 752 033	178 381 686	
		Kaliha DC	96 856 640	96 497 196	101 469 217	100 224 735	100 184 794	100 042 756	99 984 177	99 984 177	99 926 946	795 186 460	
		<b>Jumia Ndogo</b>	<b>575 390 033</b>	<b>575 613 143</b>	<b>582 382 304</b>	<b>574 251 303</b>	<b>573 951 126</b>	<b>578 093 747</b>	<b>578 659 105</b>	<b>581 497 382</b>	<b>578 659 105</b>	<b>581 497 382</b>	<b>4 619 808 143</b>
		Tanga CC	65 135 609	64 963 868	64 936 969	63 159 898	63 048 755	62 821 375	62 821 375	62 821 375	62 821 375	62 821 375	543 396 325
		Kilindi DC	69 294 560	69 045 419	69 325 895	67 250 539	67 212 238	67 134 213	67 102 308	67 102 308	67 071 152	67 071 152	543 396 325
		Muheza DC	63 136 890	63 136 890	63 745 544	63 577 330	63 503 992	63 429 999	63 404 048	63 382 731	63 382 731	63 382 731	507 171 293
		Handeni DC	24 291 524	24 222 885	23 134 816	24 944 118	24 921 479	24 895 328	24 884 798	24 874 527	24 874 527	24 874 527	196 169 476
		Korogwe DC	71 284 765	71 098 186	70 308 444	76 521 354	76 941 386	76 868 513	76 840 543	76 813 395	76 813 395	76 813 395	596 676 586
		Lushoto DC	101 581 205	101 287 194	99 133 567	107 821 319	107 784 786	107 486 068	107 401 811	107 361 904	107 361 904	107 361 904	839 857 855
		Handeni DC	76 578 919	76 328 947	76 179 247	76 531 452	76 453 529	76 871 634	76 834 713	76 834 713	76 834 713	76 834 713	618 694 932
		Pangani DC	19 497 308	19 456 715	19 522 640	20 128 741	20 080 575	20 063 748	20 057 526	20 051 501	20 051 501	20 051 501	158 858 755
		Korogwe TC	20 101 577	20 053 979	20 107 108	19 444 268	19 404 897	19 385 972	19 378 727	19 378 727	19 378 727	19 378 727	157 248 222
Mkinga DC	40 607 038	40 511 124	40 393 778	40 228 840	40 206 512	40 170 979	40 156 528	40 142 418	40 142 418	40 142 418	322 417 218		
Bumbuli DC	49 282 313	49 158 181	48 519 099	48 803 064	48 751 264	48 705 295	48 686 974	48 686 974	48 686 974	48 686 974	390 575 322		
22	Kagera	<b>Jumia Ndogo</b>	<b>600 751 709</b>	<b>599 124 257</b>	<b>595 367 107</b>	<b>608 410 924</b>	<b>608 309 413</b>	<b>609 970 292</b>	<b>609 867 677</b>	<b>609 431 945</b>	<b>609 431 945</b>	<b>4 841 034 015</b>	
		Bukoba MC	34 613 569	34 520 276	34 874 708	34 861 191	34 844 765	34 660 273	34 660 273	34 615 377	34 605 454	277 595 614	
		Biharamulo DC	89 186 633	88 362 283	90 344 887	97 032 582	96 977 111	96 684 005	96 598 486	96 583 177	96 583 177	751 739 184	
		Bukoba DC	77 763 998	77 543 023	76 698 076	76 185 319	76 149 379	76 089 250	76 036 419	76 004 358	76 004 358	612 449 823	
		Karagwe DC	74 612 513	74 382 765	74 454 108	72 793 678	72 758 065	73 814 662	73 773 886	73 739 833	73 739 833	590 329 509	
		Mueha DC	153 315 762	152 867 684	149 990 870	143 510 649	143 761 075	143 479 167	144 839 035	144 777 351	144 777 351	1 176 841 589	
		Ngara DC	80 836 718	80 582 161	81 158 390	79 610 125	79 556 482	79 442 408	79 399 647	79 362 074	79 362 074	639 948 006	
		Missionyi DC	51 966 470	52 954 063	53 279 229	55 214 452	55 150 582	55 095 096	55 073 009	55 051 489	55 051 489	433 784 390	
		Kyerwa DC	74 690 822	74 433 447	73 879 928	73 733 343	73 690 487	73 596 243	73 557 646	73 519 951	73 519 951	591 101 866	
		<b>Jumia Ndogo</b>	<b>636 986 484</b>	<b>635 645 702</b>	<b>634 680 206</b>	<b>633 241 350</b>	<b>632 887 946</b>	<b>632 841 104</b>	<b>633 893 505</b>	<b>633 613 687</b>	<b>633 613 687</b>	<b>633 613 687</b>	<b>5 073 789 983</b>
		DSM CC	182 459 824	181 823 410	185 115 863	175 322 442	175 070 443	174 637 684	174 501 076	174 410 279	174 410 279	1 423 340 380	
		Teneke MC	154 083 882	153 549 639	155 522 933	159 729 340	159 295 204	158 877 515	158 762 074	158 674 449	158 674 449	1 258 485 037	
Kinondini MC	76 546 521	76 296 503	75 406 881	75 009 063	75 483 487	75 342 180	75 294 739	75 266 559	75 266 559	605 237 938			
Ujungu MC	76 012 282	75 732 235	76 860 182	77 070 694	76 812 835	76 812 835	76 769 017	76 726 359	76 726 359	612 907 936			
Kigamboni MC	35 081 441	34 978 874	36 590 498	35 604 050	35 489 103	35 444 577	35 427 896	35 411 740	35 411 740	284 028 179			
<b>Jumia Ndogo</b>	<b>524 783 950</b>	<b>522 360 661</b>	<b>529 496 317</b>	<b>523 338 590</b>	<b>522 261 928</b>	<b>521 114 791</b>	<b>520 744 802</b>	<b>520 481 388</b>	<b>520 481 388</b>	<b>4 183 999 427</b>			
Sumbawanga MC	54 853 004	54 666 886	56 009 548	50 378 862	51 131 985	51 011 360	50 972 196	50 944 485	50 944 485	443 968 686			
Sumbawanga DC	84 940 838	84 651 942	84 560 801	81 925 457	84 882 731	84 774 430	84 730 366	84 687 350	84 687 350	675 153 915			
Nkasi DC	84 338 593	84 086 885	85 149 234	75 391 308	81 027 986	80 931 911	80 893 776	80 865 637	80 865 637	652 676 940			
Kalambo DC	64 980 737	65 475 874	66 782 811	62 461 674	65 205 643	65 129 681	65 099 098	65 069 273	65 069 273	518 204 301			
25	Songwe	<b>Jumia Ndogo</b>	<b>289 113 172</b>	<b>288 188 523</b>	<b>291 195 458</b>	<b>270 157 402</b>	<b>288 248 355</b>	<b>287 847 392</b>	<b>287 558 436</b>	<b>287 558 436</b>	<b>287 558 436</b>	<b>2 290 813 942</b>	
		Tunduma TC	38 930 321	38 805 956	39 463 558	40 218 518	40 151 584	40 102 379	40 082 966	40 064 045	40 064 045	317 819 317	
		Mbozi DC	107 521 602	108 526 172	108 408 803	107 710 082	107 631 199	107 484 714	107 430 012	107 382 048	107 382 048	862 094 632	
		Ileje DC	42 088 909	42 011 462	41 399 601	38 864 343	38 791 105	38 761 424	38 750 242	38 739 402	38 739 402	319 406 488	
		Momba DC	49 779 895	49 637 198	49 151 345	49 903 701	49 857 195	49 804 357	49 783 086	49 762 340	49 762 340	387 679 117	
Songwe DC	34 904 857	34 801 097	35 253 457	35 847 473	35 821 023	35 781 303	35 749 433	35 749 433	35 749 433	283 923 816			
<b>Jumia Ndogo</b>	<b>273 225 584</b>	<b>273 761 885</b>	<b>273 676 764</b>	<b>272 544 118</b>	<b>272 252 106</b>	<b>271 934 177</b>	<b>271 811 469</b>	<b>271 697 268</b>	<b>271 697 268</b>	<b>2 180 923 370</b>			

NA.	MKOA	HALIMASHAURI	JULAI 2022	AGOSTI 2022	SEPTEMBA 2022	OKTOBA 2022	NOVEMBA 2022	DESEMBER 2022	JANUARI 2023	FEBRUARI 2023	JUMLA
26	Manyara	Mbulu DC	108,333,640	108,224,948	109,435,729	79,335,305	79,150,900	78,873,701	78,804,236	78,782,617	720,941,075
		Babati DC	149,982,861	149,688,982	152,296,706	137,601,745	137,204,283	136,709,163	136,586,413	136,549,407	1,136,589,560
		Kilelesh DC	153,128,104	152,737,988	154,599,259	149,300,089	149,364,803	148,138,159	147,857,603	147,831,181	1,202,957,186
		Hanang DC	97,407,037	97,131,494	97,129,914	95,683,223	95,681,235	95,327,744	95,234,590	95,201,452	768,796,688
		Sinaitiro DC	80,300,566	80,095,076	81,229,342	82,275,047	82,287,963	81,789,106	81,670,666	81,650,825	651,298,591
		Babati TC	20,596,666	20,536,195	20,800,866	20,810,877	20,794,721	20,771,554	20,762,162	20,752,996	165,826,029
		Mbulu TC	35,706,955	35,619,702	35,519,987	34,517,227	34,460,421	34,426,569	34,413,440	34,401,367	279,065,668
		<b>Jumla Ndogo</b>	<b>645,455,829</b>	<b>644,004,385</b>	<b>651,011,803</b>	<b>599,523,511</b>	<b>598,944,318</b>	<b>596,035,996</b>	<b>595,329,110</b>	<b>595,169,845</b>	<b>4,925,474,798</b>
		<b>Jumla Kuu</b>	<b>12,293,702,250</b>	<b>12,293,702,250</b>	<b>12,293,702,250</b>	<b>12,293,702,250</b>	<b>12,293,702,250</b>	<b>12,293,702,250</b>	<b>12,293,702,250</b>	<b>12,293,702,250</b>	<b>96,349,678,000</b>

**MGAO WA FEDHA ZA ELIMUISINGI BILA ADA KWA SHULE ZA SEKONDARI KATIKA MWAKA WA FEDHA 2022/23 HADI FEBRUARI 2023**

Kiambaisho Namba (R)

NA	MKOA	HALIMASHAURI	JULAI 2022	AGOSTI 2022	SEPTEMBER 2022	OKTOBA 2022	NOVEMBER 2022	DESEMBER 2022	JANUARI 2023	FEBRUARI 2023	JUMILA	
1	KATAVI	Nsimbo DC	29,940,028	29,777,650	35,363,521	39,622,586	39,864,228	39,778,124	39,943,383	39,874,842	294,164,372	
		Mjee DC	22,899,638	22,952,719	24,085,730	23,685,330	23,605,374	23,960,334	23,978,031	23,960,334	23,871,714	217,806,690
		Mporomwe DC	40,337,530	40,981,066	50,445,891	53,629,385	54,085,594	53,987,692	54,281,693	54,158,969	54,158,969	447,681,649
		Tanganika DC	57,244,891	57,010,539	65,551,285	66,037,261	66,137,281	66,229,517	64,429,512	64,429,512	64,429,512	497,680,674
		Mpanza DC	82,517,445	82,011,512	79,519,927	85,575,954	86,261,336	87,735,302	88,270,592	88,270,592	88,017,942	679,651,621
		<b>Jumia Ndogo</b>	<b>233,034,531</b>	<b>231,646,028</b>	<b>248,441,404</b>	<b>273,925,448</b>	<b>275,971,449</b>	<b>276,669,447</b>	<b>276,669,447</b>	<b>276,669,447</b>	<b>276,669,447</b>	<b>2,090,570,286</b>
2	SIMUYU	Baniadi TC	44,840,476	44,549,730	47,625,105	47,625,105	46,592,597	46,605,074	46,605,074	46,605,074	46,554,738	367,137,566
		Bungea DC	55,362,367	55,083,492	56,544,383	56,516,791	56,634,088	56,634,088	56,634,088	56,634,088	56,634,088	495,995,207
		Hilima DC	58,224,451	54,939,218	51,083,643	50,165,062	58,434,279	58,434,279	58,434,279	58,434,279	58,408,521	505,400,710
		Baniadi DC	46,482,168	43,986,892	44,863,882	44,713,376	44,831,855	44,840,726	44,848,828	44,848,828	44,883,126	361,671,768
		Maswa DC	122,270,775	121,562,168	113,806,925	120,775,481	121,589,297	121,589,297	121,589,297	121,589,297	121,589,297	964,676,754
		Merau DC	49,513,789	49,257,254	47,801,871	49,577,605	49,771,236	49,688,398	49,796,124	49,796,124	49,739,991	394,926,268
3	NJOMBE	<b>Jumia Ndogo</b>	<b>374,167,369</b>	<b>372,164,817</b>	<b>356,482,444</b>	<b>408,637,812</b>	<b>377,961,213</b>	<b>434,284,020</b>	<b>379,763,756</b>	<b>379,387,062</b>	<b>3,082,748,293</b>	
		Malambako TC	50,593,051	57,062,819	54,010,662	57,246,623	57,814,180	57,505,991	57,505,991	57,505,991	57,505,991	449,437,638
		Wangung'ombe DC	71,350,429	70,943,967	72,746,977	81,077,769	81,554,305	81,375,722	81,744,423	81,592,686	81,592,686	622,326,278
		Njombe DC	37,392,935	40,657,890	44,413,609	44,426,366	44,426,366	44,426,366	44,426,366	44,426,366	44,457,681	367,284,981
		Malaria DC	90,734,578	90,168,329	80,457,368	89,157,955	89,969,993	89,727,163	90,339,658	90,112,911	710,771,960	
		Liwewa DC	56,414,723	55,036,069	54,947,251	56,735,632	57,119,321	56,936,074	57,260,350	57,152,004	57,152,004	449,821,464
		Njombe DC	95,819,167	95,234,333	97,344,007	107,653,349	108,613,264	108,401,474	109,072,764	108,700,556	108,700,556	830,928,935
		<b>Jumia Ndogo</b>	<b>401,294,903</b>	<b>412,063,427</b>	<b>423,077,038</b>	<b>435,927,917</b>	<b>439,296,429</b>	<b>438,381,303</b>	<b>440,722,909</b>	<b>440,722,909</b>	<b>3,490,511,256</b>	
4	GETTA	Geita TC	112,418,492	111,756,952	121,136,596	124,767,219	125,625,573	125,343,667	125,934,044	125,691,436	125,691,436	937,673,170
		Wangung'ombe DC	39,662,981	39,654,139	41,777,857	43,331,566	44,330,267	44,234,985	44,359,825	44,359,825	44,359,825	341,521,560
		Mwanawale DC	33,089,797	32,936,962	33,444,407	33,333,951	33,323,951	33,254,151	33,248,306	33,248,306	33,248,306	265,857,351
		Geita DC	117,742,598	117,894,206	128,536,909	126,189,086	126,416,874	126,145,082	126,275,132	126,275,132	126,275,132	995,967,225
		Bombwe DC	64,759,695	65,055,572	68,242,842	68,562,786	66,988,651	68,842,026	66,976,930	66,976,930	66,976,930	585,614,333
		Chaleo DC	168,149,914	169,941,172	176,242,842	183,452,786	186,172,366	186,370,292	187,231,251	186,656,683	186,656,683	1,446,038,086
5	ARUSHA	<b>Jumia Ndogo</b>	<b>335,637,987</b>	<b>337,029,073</b>	<b>353,399,451</b>	<b>379,944,094</b>	<b>383,417,172</b>	<b>382,190,206</b>	<b>384,073,468</b>	<b>383,206,335</b>	<b>4,590,032,347</b>	
		Arusha DC	124,841,298	125,771,407	127,119,731	127,307,489	120,986,525	120,986,525	120,986,525	120,986,525	120,986,525	963,945,021
		Maji DC	97,294,875	105,602,428	117,956,298	121,954,589	122,592,818	122,974,864	122,974,864	122,974,864	122,974,864	937,103,106
		Mwanga DC	517,159,966	517,159,966	502,750,575	495,421,680	500,406,325	501,580,613	505,159,416	505,159,416	502,744,710	4,039,989,132
		Ngorongoro DC	462,819,952	460,621,750	447,876,388	444,602,378	449,147,685	450,936,226	453,284,226	453,284,226	3,619,556,796	
		Karatu DC	103,429,457	102,824,281	97,599,036	107,537,018	108,329,697	108,996,226	108,645,165	108,422,078	108,422,078	844,881,997
		Arusha DC	142,841,298	143,364,060	136,361,618	144,626,736	145,429,374	145,729,490	145,729,490	145,729,490	145,696,356	1,149,611,562
		Lolonge DC	448,708,008	447,467,631	464,950,873	469,288,457	470,330,257	473,699,022	471,455,157	473,699,022	471,455,157	3,712,332,668
6	PWANI	<b>Jumia Ndogo</b>	<b>1,897,131,766</b>	<b>1,890,864,256</b>	<b>1,899,028,743</b>	<b>1,915,575,577</b>	<b>1,916,080,638</b>	<b>1,929,969,960</b>	<b>1,922,960,751</b>	<b>1,922,960,751</b>	<b>15,273,319,712</b>	
		Bagamoyo DC	62,459,385	65,429,106	68,439,106	69,735,999	69,735,999	69,735,999	69,735,999	69,735,999	69,735,999	540,411,817
		Kisarawe DC	82,098,464	82,596,512	80,790,945	84,175,522	84,981,320	84,981,320	84,981,320	84,981,320	84,981,320	722,964,870
		Rufiji DC	52,059,586	51,749,068	60,348,250	63,933,764	64,407,395	64,407,395	64,407,395	64,407,395	64,407,395	485,807,910
		Kibaha DC	92,870,056	92,269,383	97,529,950	96,905,717	97,811,051	97,594,668	98,231,577	97,977,051	97,977,051	761,194,453
		Mafia DC	16,857,019	16,857,019	17,486,074	17,486,074	17,486,074	17,486,074	17,486,074	17,486,074	17,486,074	137,428,520
		Mkurungu DC	78,563,641	81,702,203	82,870,544	85,515,968	85,333,997	85,480,976	85,480,976	85,480,976	85,480,976	670,153,222
		Kibaha TC	101,732,020	102,298,015	106,709,424	107,483,305	107,886,013	107,886,013	107,886,013	107,886,013	107,886,013	849,729,679
		Chalinze DC	121,915,793	121,189,442	124,248,510	138,099,454	134,511,924	134,238,459	136,125,555	135,847,851	135,847,851	1,046,181,901
		Kibiti DC	64,329,104	63,943,978	62,354,941	71,540,817	72,067,745	71,907,944	72,271,692	72,271,692	72,271,692	550,538,989
7	DODOMA	<b>Jumia Ndogo</b>	<b>674,151,043</b>	<b>675,912,718</b>	<b>665,986,474</b>	<b>749,412,505</b>	<b>744,176,167</b>	<b>742,588,719</b>	<b>747,407,562</b>	<b>745,596,330</b>	<b>6,161,001,188</b>	
		Dodoma DC	199,519,514	199,519,514	199,519,514	202,642,574	202,642,574	202,642,574	202,642,574	202,642,574	202,642,574	1,651,783,374
		Mwanawa DC	108,105,267	107,495,568	98,338,192	108,105,267	105,130,086	104,965,737	105,433,050	105,433,050	105,433,050	847,763,763
		Kivindu DC	47,980,788	47,748,821	43,457,382	43,964,974	43,964,974	43,867,583	43,947,249	43,947,249	43,947,249	358,709,345
		Kongwa DC	73,219,138	72,834,263	72,860,979	75,215,524	75,496,258	75,496,258	75,496,258	75,496,258	75,496,258	596,014,817

**MGAO WA FEDHA ZA ELUMWISINGI BILA ADA KWA SHULE ZA SEKONDARI KATIKA MWAKA WA FEDHA 2022/23 HADI FEBRUARI 2023**

NA	MKOA	HALIMASHAURI	JULAI 2022	AGOST 2022	SEPTEMBER 2022	OKTOBA 2022	NOVEMBER 2022	DESEMBA 2022	JANUARI 2023	FEBRUARI 2023	JUMILA		
8	IRINGA	Bahi DC	33,649,971	33,489,523	33,160,737	33,792,761	34,405,284	35,144,035	35,180,927	35,161,235	273,975,473		
		Chemwendo DC	62,113,787	62,426,961	63,160,903	63,979,487	64,186,946	64,190,691	64,190,691	64,190,691	64,127,468	532,453,768	
		Chimwinda DC	46,772,084	46,512,176	53,380,173	56,155,288	56,460,647	56,550,339	56,550,339	56,550,339	56,627,668	453,632,965	
		Kondoa TC	45,721,973	45,438,536	49,328,989	42,481,311	42,581,553	42,581,553	42,581,553	43,008,888	42,936,290	344,486,958	
		<b>Junia Ndogo</b>	<b>620,531,042</b>	<b>617,150,915</b>	<b>605,191,616</b>	<b>629,131,114</b>	<b>633,056,042</b>	<b>633,056,042</b>	<b>633,056,042</b>	<b>634,955,251</b>	<b>633,118,823</b>	<b>5,006,600,289</b>	
		Iringa MC	109,876,119	112,023,992	109,129,123	119,129,123	118,631,274	119,599,725	119,422,745	120,096,744	119,787,152	929,388,875	
		Lindi MC	264,115,513	269,509,798	285,480,551	283,229,631	286,243,488	285,754,990	287,613,129	286,904,080	287,217,851	2,221,751,181	
		Mufindi DC	154,251,088	154,251,088	154,251,088	143,993,595	144,853,793	144,853,793	145,268,079	144,965,872	144,965,872	1,169,404,597	
9	KIGOMA	Kibilo DC	61,842,937	61,842,937	64,322,124	66,438,344	66,669,533	66,669,533	66,669,533	66,669,533	66,669,533	520,618,261	
		Mafinga TC	41,481,066	41,481,066	41,609,342	41,609,342	41,652,176	41,652,176	41,652,176	49,031,454	49,485,734	373,512,800	
		<b>Junia Ndogo</b>	<b>631,917,690</b>	<b>631,917,690</b>	<b>621,475,617</b>	<b>660,886,483</b>	<b>666,397,953</b>	<b>666,397,953</b>	<b>666,397,953</b>	<b>666,397,953</b>	<b>669,117,098</b>	<b>667,431,241</b>	<b>5,714,655,803</b>
		Kigoma MC	87,190,643	87,190,643	78,291,712	71,949,338	72,263,993	72,263,993	72,263,993	72,263,993	72,263,993	603,036,066	
		Kigoma DC	61,232,872	65,115,090	70,956,357	66,924,425	66,848,342	66,705,736	66,823,484	66,823,484	66,823,484	530,275,959	
		Kesuu DC	68,569,321	68,171,345	74,631,206	78,840,071	79,376,836	79,203,430	79,187,014	79,421,405	79,421,405	607,786,628	
		Kibondo DC	104,040,578	103,391,312	97,752,319	107,905,379	108,800,995	108,598,120	109,181,235	108,929,936	108,929,936	848,559,843	
		Kasulu TC	75,989,521	75,638,332	83,289,662	83,289,662	83,903,532	83,701,872	84,055,753	83,973,843	83,973,843	645,932,668	
		Bungwe DC	47,153,408	46,788,302	46,788,302	46,788,302	46,802,716	48,501,217	48,599,968	48,554,854	48,554,854	383,563,432	
		Luvuvu DC	77,187,273	76,741,730	85,554,734	104,089,293	100,748,054	100,515,027	101,011,505	100,908,710	100,908,710	786,646,324	
		Karoma DC	51,859,663	51,554,895	56,046,874	56,453,897	56,331,193	56,125,668	56,125,668	56,331,193	56,331,193	434,445,834	
10	KILIMANJARO	<b>Junia Ndogo</b>	<b>566,230,279</b>	<b>569,202,028</b>	<b>577,839,675</b>	<b>667,093,888</b>	<b>616,878,335</b>	<b>616,878,335</b>	<b>616,878,335</b>	<b>618,256,049</b>	<b>617,129,461</b>	<b>4,840,246,745</b>	
		Moshi MC	149,842,954	141,385,297	147,918,697	148,040,669	149,361,852	149,623,194	150,192,658	149,717,617	149,717,617	1,188,489,310	
		Moshi DC	208,852,637	207,628,028	197,119,837	211,592,934	213,108,098	212,646,180	213,893,274	213,893,274	213,866,296	1,678,507,148	
		Seme DC	109,329,234	108,727,827	102,200,455	108,387,970	109,020,786	109,681,183	109,223,422	109,433,772	109,433,772	864,724,648	
		Rombo DC	88,651,850	88,190,105	86,270,646	86,133,867	89,521,268	89,336,266	89,593,556	89,336,266	89,481,957	710,287,963	
		Trek DC	128,846,385	128,680,141	135,941,903	136,471,292	137,651,593	139,104,516	139,842,958	139,842,958	139,866,628	1,076,087,145	
		Irungata DC	103,188,172	102,356,066	103,897,493	113,420,064	114,300,682	114,090,017	114,681,086	114,681,086	114,133,943	882,467,103	
		Sine DC	61,168,983	61,945,162	64,167,067	69,058,088	69,722,182	71,657,712	72,059,643	71,657,712	71,657,712	541,803,206	
		<b>Junia Ndogo</b>	<b>850,699,331</b>	<b>846,950,044</b>	<b>824,161,957</b>	<b>876,221,864</b>	<b>892,697,431</b>	<b>884,988,069</b>	<b>889,366,986</b>	<b>889,366,986</b>	<b>893,956,386</b>	<b>887,427,243</b>	<b>6,942,936,666</b>
		Lindi MC	41,781,377	41,781,377	48,981,184	53,521,130	53,947,143	53,947,143	53,947,143	53,947,143	53,947,143	408,888,079	
		Mlima DC	36,574,515	36,582,914	46,161,692	49,481,922	49,813,922	49,707,120	49,936,776	49,842,020	49,842,020	371,779,980	
		Nachigweva DC	45,141,543	45,141,543	46,905,592	48,318,943	48,495,419	48,397,866	48,513,841	48,397,866	48,462,522	379,025,240	
		Liwale DC	31,891,289	31,719,169	33,923,467	33,923,467	33,518,408	33,500,066	33,528,527	33,528,527	33,528,527	262,471,925	
Kilwa DC	55,612,912	55,318,707	61,578,220	62,512,177	62,528,580	62,398,373	62,612,918	62,528,580	62,528,580	484,785,114			
Rungwa DC	67,063,354	67,063,354	71,939,206	76,422,557	77,076,638	76,909,644	77,365,570	77,182,712	77,182,712	570,691,780			
<b>Junia Ndogo</b>	<b>269,813,050</b>	<b>268,830,964</b>	<b>306,903,964</b>	<b>323,280,095</b>	<b>325,275,090</b>	<b>324,589,373</b>	<b>325,957,284</b>	<b>325,957,284</b>	<b>325,932,321</b>	<b>2,469,641,498</b>			
Musoma MC	148,298,492	151,236,460	149,840,572	149,840,572	151,071,061	150,904,362	151,764,947	151,843,248	151,843,248	1,195,223,973			
Musoma DC	49,744,798	49,865,440	49,865,440	51,307,677	51,436,087	51,328,273	51,407,478	51,386,839	51,386,839	406,070,920			
Tarime DC	100,172,344	99,635,984	102,713,322	105,314,654	105,822,077	106,600,295	105,942,953	105,796,887	105,796,887	831,000,715			
Bunda DC	57,549,842	57,244,845	60,018,048	63,987,580	63,811,662	63,671,470	63,816,338	63,671,470	63,671,470	489,450,406			
Serengeti DC	85,950,708	86,531,652	84,808,345	86,854,954	87,193,467	86,270,189	86,912,244	86,912,244	86,912,244	692,734,616			
Rovuma DC	91,865,011	91,953,866	99,830,282	105,900,984	106,069,620	106,844,923	106,172,082	106,313,463	106,313,463	818,348,450			
Tarime TC	67,133,458	68,023,118	68,497,994	74,136,238	74,123,202	73,957,853	74,365,384	74,200,462	74,200,462	567,837,714			
Bulamba DC	70,391,269	69,424,622	73,237,071	76,861,329	77,218,854	77,109,669	77,392,391	77,273,231	77,273,231	598,968,466			
Bunda TC	44,510,917	44,510,917	44,728,395	47,101,776	47,162,141	47,059,866	47,156,697	47,112,037	47,112,037	369,488,146			
<b>Junia Ndogo</b>	<b>715,814,156</b>	<b>718,422,723</b>	<b>709,884,773</b>	<b>759,884,773</b>	<b>763,930,371</b>	<b>751,746,925</b>	<b>754,431,326</b>	<b>754,431,326</b>	<b>766,288,242</b>	<b>5,961,563,407</b>			
Mbezi DC	190,829,517	198,730,019	193,118,053	208,352,713	208,352,713	208,050,012	208,932,012	208,932,012	208,932,012	1,766,947,240			
Uthwa DC	88,458,803	87,980,376	91,979,350	91,979,350	91,979,350	91,979,350	91,979,350	91,979,350	91,979,350	773,678,938			
Busekela DC	131,720,025	130,154,754	130,469,732	136,174,631	137,469,982	137,173,366	138,841,086	137,173,366	137,173,366	1,078,948,150			
Rungwa DC	144,586,897	143,649,828	141,887,059	159,425,569	160,296,958	160,242,834	161,052,770	160,242,834	160,242,834	1,232,084,686			



**MGAO WA FEDHA ZA ELIMUSINGI BILA ADA KWA SHULE ZA SEKONDARI KATIKA MWAKA WA FEDHA 2022/23 HADI FEBRUARI 2023**

Kiambaisho Namba (8/0)

NA	MKOA	HALIMASHAURI	JULAI 2022	AGOST 2022	SEPTEMBER 2022	OKTOBA 2022	NOVEMBER 2022	DESEMBER 2022	JANUARI 2023	FEBRUARI 2023	JUMILA	
14	MOROGORO	Chunya DC	73,458,895	73,008,215	77,485,280	86,178,010	86,991,257	86,707,958	87,211,142	87,008,288	657,988,795	
		Kyela DC	87,433,891	92,192,927	88,500,167	91,181,454	92,026,387	91,836,951	92,135,472	92,302,979	728,310,616	
		Moraa DC	88,545,932	88,746,371	96,382,371	96,382,371	96,914,857	97,063,991	97,063,991	96,912,339	749,324,158	
		<b>Jumla Ndogo</b>	<b>814,265,029</b>	<b>806,306,851</b>	<b>909,558,576</b>	<b>939,252,924</b>	<b>883,459,476</b>	<b>881,889,072</b>	<b>885,792,954</b>	<b>885,792,954</b>	<b>884,031,469</b>	<b>6,878,678,860</b>
		Morogoro DC	120,691,526	120,691,526	120,691,526	120,691,526	133,411,126	133,411,126	133,836,319	133,836,319	133,836,319	1,072,278,986
		Morogoro DC	56,522,384	56,522,384	56,522,384	56,522,384	56,522,384	56,522,384	56,522,384	56,522,384	56,522,384	479,348,971
		Kikasa DC	20,889,591	19,887,458	19,887,458	19,887,458	19,887,458	19,887,458	19,887,458	19,887,458	19,887,458	159,114,032
		Ujanga DC	76,254,781	75,736,536	84,003,198	83,205,911	89,906,307	89,707,728	90,139,825	89,707,728	89,996,992	686,687,338
		Mimamba DC	88,575,901	88,575,901	88,575,901	88,575,901	88,575,901	88,575,901	88,575,901	88,575,901	88,575,901	692,727,145
		Mwero DC	111,800,680	111,800,680	106,672,252	109,270,895	110,787,707	110,787,707	110,683,670	111,141,991	110,892,825	947,438,142
		Genro DC	31,382,771	31,382,771	30,828,939	31,382,771	31,382,771	31,382,771	31,382,771	31,382,771	31,382,771	289,453,451
		Mahny DC	25,368,984	25,368,984	30,129,715	31,704,916	31,704,916	31,704,916	31,704,916	31,704,916	31,704,916	239,603,959
Itakara TC	78,966,023	78,966,023	79,662,423	79,662,423	80,075,226	79,899,964	80,178,941	81,184,639	80,060,633	638,461,991		
15	MTWARA	<b>Jumla Ndogo</b>	<b>760,652,620</b>	<b>756,648,167</b>	<b>765,463,247</b>	<b>802,455,744</b>	<b>807,592,039</b>	<b>808,148,496</b>	<b>811,084,639</b>	<b>809,988,767</b>	<b>6,321,633,875</b>	
		Mwera DC	112,297,619	103,161,442	109,822,692	110,786,039	110,786,039	110,786,039	111,038,739	111,038,739	882,933,437	
		Mwera DC	53,487,252	53,859,426	53,859,426	53,859,426	53,984,587	54,004,267	54,218,667	54,218,667	447,330,580	
		Mwera DC	160,015,976	159,044,314	152,917,301	165,700,590	163,891,873	164,923,044	164,923,044	164,923,044	1,298,170,277	
		Nevula DC	29,948,460	29,794,501	31,836,082	34,039,071	34,201,316	34,239,953	34,239,953	34,239,953	262,380,949	
		Tandimba DC	45,168,197	44,952,359	46,088,207	47,188,375	47,266,583	47,191,415	47,250,222	47,250,222	372,345,975	
		Naruuhi DC	27,520,287	28,467,881	28,349,855	28,442,117	28,442,117	28,442,117	28,442,117	28,442,117	226,636,314	
		Naruuhi DC	53,278,553	52,338,780	45,695,377	48,853,247	49,008,776	48,889,877	49,145,503	49,145,503	389,975,408	
		Naruuhi DC	15,521,786	19,614,453	20,268,786	20,268,786	20,300,957	20,260,081	20,284,641	20,284,641	20,272,012	158,723,458
		Naruuhi DC	41,195,767	40,957,562	37,116,013	40,944,146	41,188,167	41,188,167	41,188,167	41,188,167	41,188,167	326,569,728
		<b>Jumla Ndogo</b>	<b>540,124,005</b>	<b>541,355,806</b>	<b>515,412,753</b>	<b>548,632,755</b>	<b>552,000,175</b>	<b>549,566,254</b>	<b>551,152,830</b>	<b>549,939,553</b>	<b>549,939,553</b>	<b>4,342,216,200</b>
		Mwanza CC	251,856,374	239,282,854	231,884,790	247,971,154	248,949,013	248,949,013	248,949,013	249,622,574	249,622,574	2,049,658,859
Mtigi DC	108,134,158	107,750,653	108,136,377	110,165,244	110,657,684	110,394,856	110,734,689	110,734,689	110,734,689	874,497,136		
Kwana DC	121,892,912	121,236,171	113,244,451	135,032,286	133,965,614	133,873,640	134,244,117	134,007,892	134,007,892	1,025,314,696		
Songwe DC	149,487,291	146,602,585	135,536,959	150,286,204	151,292,231	150,958,104	151,656,204	151,656,204	151,656,204	1,189,591,632		
Uruwaa DC	115,510,468	115,799,522	129,387,773	132,238,472	132,917,317	132,936,991	133,760,469	133,760,469	133,897,129	1,026,370,068		
Mtwaru DC	73,093,715	72,729,437	68,540,538	69,873,671	70,019,180	69,873,671	69,960,050	69,960,050	69,915,229	564,105,748		
Itimbia DC	188,914,705	188,914,705	174,616,716	184,572,557	185,960,169	185,960,169	186,304,079	186,304,079	185,851,177	1,480,470,465		
Burusa DC	65,656,547	65,656,547	65,656,547	66,886,181	69,052,013	69,052,013	69,052,013	69,052,013	69,052,013	541,879,493		
<b>Jumla Ndogo</b>	<b>1,079,899,134</b>	<b>1,059,899,134</b>	<b>1,025,266,647</b>	<b>1,096,497,729</b>	<b>1,102,409,949</b>	<b>1,100,855,225</b>	<b>1,104,878,534</b>	<b>1,104,878,534</b>	<b>1,103,026,747</b>	<b>8,666,797,045</b>		
Songea MC	166,087,738	166,086,989	152,564,781	171,649,469	168,776,447	168,343,591	169,313,792	168,885,099	168,885,099	1,330,290,646		
Songea DC	44,250,962	44,250,962	44,250,962	46,774,376	47,081,229	46,981,358	47,192,537	47,192,537	47,081,381	371,993,634		
Tunduru DC	112,584,443	111,918,134	111,918,134	117,974,749	118,949,019	118,949,019	110,771,474	101,316,204	101,095,771	876,099,728		
Mtanga DC	85,726,984	85,726,984	85,726,984	99,857,567	100,381,424	100,381,424	100,385,346	100,866,217	100,385,346	764,006,969		
Narumu DC	72,302,162	71,889,406	64,670,614	68,485,589	68,910,256	68,910,256	68,054,451	68,324,167	68,324,167	553,010,560		
Mtanga DC	48,466,495	48,197,364	48,197,364	56,953,297	56,902,318	56,778,769	56,918,620	56,918,620	56,918,620	492,590,100		
Mtanga DC	20,856,473	20,739,256	21,389,369	25,332,607	25,909,424	25,909,424	25,626,660	25,626,660	25,626,660	190,394,424		
Mtanga DC	31,173,445	31,173,445	32,707,942	32,831,891	32,831,891	32,763,535	32,844,949	32,844,949	32,808,924	257,644,927		
<b>Jumla Ndogo</b>	<b>892,598,239</b>	<b>881,264,313</b>	<b>568,439,326</b>	<b>619,335,608</b>	<b>619,042,008</b>	<b>600,222,121</b>	<b>603,182,476</b>	<b>601,937,477</b>	<b>601,937,477</b>	<b>4,776,021,933</b>		
Shinyanga MC	42,516,205	42,516,205	45,237,674	46,517,169	46,516,249	46,516,775	46,516,249	46,516,249	46,517,538	363,751,995		
Masaka DC	42,776,895	42,567,424	44,840,894	45,687,373	45,779,327	45,682,364	45,786,326	45,786,326	45,786,326	359,717,645		
Shinyanga DC	60,703,956	61,110,116	61,936,248	64,888,488	64,963,854	64,963,854	64,827,791	65,010,903	64,831,425	508,292,340		
Kisumu DC	100,643,869	100,188,760	91,828,207	95,385,785	97,161,137	147,117,784	121,887,032	121,887,032	121,887,032	876,345,854		
Katuma DC	86,509,971	86,019,965	82,768,107	87,378,139	87,378,139	87,004,536	87,267,927	87,267,927	87,193,952	691,894,802		
Usukuma DC	41,346,873	41,133,073	40,415,713	41,245,389	44,363,060	44,363,060	44,373,347	44,373,347	44,373,347	344,369,546		
<b>Jumla Ndogo</b>	<b>375,104,001</b>	<b>373,189,111</b>	<b>367,568,843</b>	<b>380,907,274</b>	<b>387,272,021</b>	<b>438,394,959</b>	<b>410,854,824</b>	<b>410,854,824</b>	<b>410,222,866</b>	<b>3,143,512,080</b>		

**MGAO WA FEDHA ZA ELIMUWINGI BILA ADA KWA SHULE ZA SEKONDARI KATIKA MWAKA WA FEDHA 2022/23 HADI FEBRUARI 2023**

MA	MKOA	HALIMASHAURI	JULAI 2022	AGOST 2022	SEPTEMBER 2022	OKTOBA 2022	NOVEMBER 2022	DESEMBER 2022	JANUARI 2023	FEBRUARI 2023	JUMILA			
19	SINGIDA	Shingida MC	81,690,985	85,370,132	85,289,468	86,373,064	86,958,722	86,766,412	87,189,234	87,003,702	87,003,702	686,605,699		
		Singida MC	83,942,510	82,860,945	81,325,777	81,927,160	81,927,160	81,927,160	81,927,160	81,927,160	81,927,160	81,927,160	707,583,946	
		Mwandani DC	26,887,207	27,452,237	27,452,237	28,739,408	28,653,671	28,653,671	28,653,671	28,653,671	28,653,671	28,653,671	229,172,136	
		Iramba DC	77,885,972	77,248,954	77,248,954	81,632,945	82,157,575	82,428,628	82,428,628	82,428,628	82,428,628	82,428,628	645,465,008	
		Mikaa DC	34,429,453	40,162,136	42,919,915	43,007,386	43,007,386	43,007,386	43,007,386	43,007,386	43,007,386	43,007,386	323,972,514	
		Kurugi DC	56,406,080	56,132,871	53,887,855	55,620,021	55,706,867	55,620,021	55,620,021	55,620,021	55,620,021	55,620,021	444,600,146	
		Iligi DC	22,985,787	22,857,131	22,985,787	24,906,043	25,013,465	25,013,465	25,013,465	25,013,465	25,013,465	25,013,465	193,346,754	
		<b>Jumla Ndogo</b>	<b>383,968,093</b>	<b>388,064,449</b>	<b>389,058,891</b>	<b>411,575,388</b>	<b>413,594,646</b>	<b>412,792,617</b>	<b>414,153,264</b>	<b>414,153,264</b>	<b>414,153,264</b>	<b>414,153,264</b>	<b>3,229,875,318</b>	
		Tabora MC	213,398,421	212,212,963	211,531,493	215,262,636	215,262,636	215,262,636	217,718,024	217,718,024	217,718,024	217,718,024	1,772,832,900	
		Ijumba DC	76,486,008	82,377,556	87,417,276	91,080,584	91,080,584	91,080,584	91,624,858	91,624,858	91,624,858	91,624,858	703,870,263	
		Nzagara DC	48,888,749	48,656,325	48,384,109	50,279,375	50,279,375	50,279,375	50,427,435	50,427,435	50,427,435	50,377,833	397,742,465	
		Tabora DC	62,542,756	65,176,315	73,751,288	73,442,657	73,817,964	73,817,964	73,817,964	73,817,964	73,817,964	73,817,964	570,213,272	
		Urambo DC	56,358,920	56,040,194	62,408,602	67,486,021	67,922,968	67,922,968	67,922,968	67,922,968	67,922,968	67,922,968	514,011,856	
		Sikonge DC	28,689,061	30,141,151	29,534,273	30,130,633	30,197,431	30,197,431	30,197,431	30,197,431	30,197,431	30,197,431	239,195,654	
		Nzagara TC	22,492,702	22,378,869	26,636,988	27,801,959	27,938,170	27,938,170	27,938,170	27,938,170	27,938,170	27,938,170	211,030,163	
		Kaulia DC	64,267,455	64,904,014	64,746,957	69,265,163	69,265,163	69,265,163	69,622,957	69,622,957	69,622,957	69,622,957	542,303,390	
		<b>Jumla Ndogo</b>	<b>574,120,074</b>	<b>581,887,417</b>	<b>604,410,586</b>	<b>624,748,047</b>	<b>628,671,172</b>	<b>628,671,172</b>	<b>632,416,921</b>	<b>632,416,921</b>	<b>632,416,921</b>	<b>629,127,671</b>	<b>4,901,099,609</b>	
		21	TANGA	Tanga CC	195,377,905	194,642,346	189,181,744	187,876,695	189,207,633	189,932,677	189,932,677	189,932,677	189,932,677	1,516,714,074
				Kilindi DC	56,423,728	56,145,458	53,042,528	56,617,688	56,617,688	56,617,688	56,617,688	56,617,688	56,617,688	449,986,716
Mwanza DC	77,253,983			73,750,221	74,709,888	75,123,278	75,123,278	75,123,278	75,123,278	75,123,278	75,123,278	603,553,593		
Harenzi TC	33,897,743			33,706,892	34,279,087	34,702,222	34,913,763	34,913,763	34,913,763	34,913,763	34,913,763	34,913,763	276,272,117	
Korogwe DC	63,514,933			68,147,038	60,401,985	61,246,269	61,468,185	61,340,693	61,468,185	61,468,185	61,468,185	61,468,185	497,022,918	
Lushoto DC	97,809,663			107,524,968	107,367,382	119,295,903	120,953,374	119,804,988	120,953,374	120,953,374	120,953,374	120,111,829	912,183,033	
Haruni DC	53,428,165			53,165,112	58,309,576	62,403,981	62,410,828	62,410,828	62,410,828	62,410,828	62,410,828	62,988,686	476,354,263	
Pangani DC	21,008,267			23,229,438	20,340,559	23,045,165	23,534,081	23,534,081	23,534,081	23,534,081	23,534,081	23,534,081	189,189,069	
Korogwe TC	71,711,008			71,298,568	67,889,120	72,262,627	72,820,684	72,820,684	72,820,684	72,820,684	72,820,684	72,820,684	574,591,596	
Miriga DC	34,817,849			34,636,756	37,387,792	40,942,234	41,044,688	40,981,748	41,038,790	41,038,790	41,038,790	41,038,790	311,816,360	
Eumori DC	39,274,304			39,091,262	38,445,795	36,914,880	36,993,484	36,993,484	36,993,484	36,993,484	36,993,484	36,993,484	301,586,653	
<b>Jumla Ndogo</b>	<b>740,872,638</b>			<b>755,335,161</b>	<b>731,327,299</b>	<b>774,070,573</b>	<b>774,070,573</b>	<b>774,070,573</b>	<b>782,660,947</b>	<b>782,660,947</b>	<b>777,749,401</b>	<b>776,294,675</b>	<b>6,099,378,022</b>	
Eruwa MC	168,413,007			167,209,514	164,538,994	167,168,743	167,214,917	167,214,917	167,214,917	167,214,917	167,214,917	167,214,917	1,350,352,740	
Biharamulo DC	174,257,017			173,139,702	154,983,960	184,338,374	186,034,867	185,615,325	186,034,867	186,034,867	186,034,867	186,034,867	1,431,497,025	
Eruwa DC	84,597,222			84,525,463	84,889,205	87,181,670	85,243,126	85,243,126	85,243,126	85,243,126	85,243,126	85,243,126	680,985,803	
Karagwe DC	68,967,854			68,667,834	64,688,586	66,642,234	66,889,503	66,763,601	66,825,736	66,825,736	66,825,736	66,825,736	536,331,925	
Muleba DC	158,346,663			158,367,708	169,479,792	171,927,489	172,751,317	172,751,317	172,751,317	172,751,317	172,751,317	172,751,317	1,346,888,038	
Ngara DC	192,078,325			190,846,418	194,663,361	201,126,557	212,373,327	212,373,327	212,373,327	212,373,327	212,373,327	212,373,327	1,637,277,985	
Misenyi DC	51,887,125	51,616,211	52,375,863	52,860,535	53,059,895	53,059,895	53,059,895	53,059,895	53,059,895	53,059,895	423,679,198			
Kyerwa DC	92,747,968	96,743,232	66,743,232	70,198,797	70,534,675	70,408,364	70,408,364	70,408,364	70,408,364	70,408,364	540,105,465			
<b>Jumla Ndogo</b>	<b>971,034,128</b>	<b>983,259,182</b>	<b>972,370,791</b>	<b>1,043,412,389</b>	<b>1,051,081,627</b>	<b>1,048,987,904</b>	<b>1,054,204,768</b>	<b>1,054,204,768</b>	<b>1,054,204,768</b>	<b>1,054,204,768</b>	<b>8,179,077,964</b>			
<b>DAR ES SALAAM</b>	<b>340,967,729</b>	<b>344,088,707</b>	<b>340,258,114</b>	<b>347,397,913</b>	<b>348,876,972</b>	<b>348,156,931</b>	<b>354,679,504</b>	<b>354,244,428</b>	<b>354,244,428</b>	<b>354,244,428</b>	<b>2,818,680,301</b>			
23	DAR ES SALAAM	Temeke MC	184,346,633	183,414,651	185,623,918	188,405,295	188,342,326	187,919,147	187,919,147	187,919,147	187,919,147	1,493,681,436		
		Kinondoni MC	118,152,258	117,546,029	117,284,820	119,476,503	119,681,440	119,681,440	119,330,767	119,330,767	119,330,767	929,554,842		
		Ukonga DC	106,586,162	106,151,202	101,514,796	101,749,810	101,741,162	103,915,219	103,658,793	103,658,793	103,658,793	820,346,586		
		Kiamboni MC	99,257,362	99,257,362	102,942,594	103,634,410	103,634,410	103,634,410	104,141,971	103,633,721	103,633,721	818,145,291		
		<b>Jumla Ndogo</b>	<b>889,796,747</b>	<b>859,455,970</b>	<b>845,615,299</b>	<b>860,166,119</b>	<b>862,948,310</b>	<b>863,067,265</b>	<b>870,020,019</b>	<b>870,020,019</b>	<b>869,216,926</b>	<b>6,910,388,464</b>		
		Sumbawanga MC	111,955,069	111,333,307	112,152,626	116,970,431	116,970,431	116,970,431	116,970,431	116,970,431	116,970,431	923,680,040		
		Sumbawanga DC	53,827,105	52,748,646	55,156,154	55,387,007	55,266,931	55,419,313	55,419,313	55,387,007	55,387,007	437,290,318		
		Nkasi DC	75,300,132	74,963,206	75,945,300	76,548,131	76,548,131	76,548,131	76,548,131	76,548,131	76,548,131	665,288,342		
		Kiambo DC	79,032,161	78,549,844	78,460,488	85,867,310	86,053,950	85,867,663	86,339,688	86,146,834	86,146,834	86,146,834	665,813,056	
		<b>Jumla Ndogo</b>	<b>320,499,758</b>	<b>316,673,562</b>	<b>324,407,078</b>	<b>344,051,026</b>	<b>346,264,153</b>	<b>345,601,085</b>	<b>347,121,266</b>	<b>347,121,266</b>	<b>346,469,827</b>	<b>2,893,067,756</b>		

## MGAO WA FEDHA ZA ELIMUWINGI BILA ADA KWA SHULE ZA SEKONDARI KATIKA MWAKA WA FEDHA 2022/23 HADI FEBRUARI 2023

NA	MKOA	HALIMASHAURI	JULAI 2022	AGOST 2022	SEPTEMBER 2022	OKTOBA 2022	NOVEMBER 2022	DESEMBER 2022	JANUARI 2023	FEBRUARI 2023	JUMILA	
25	SONGWE	Tunduma TC	47,213,090	49,339,960	55,854,265	54,003,658	54,293,132	54,180,241	54,380,430	54,296,140	54,296,140	623,666,915
		Mgozi DC	103,660,517	105,657,696	98,624,468	100,215,903	100,460,874	100,255,743	100,470,496	100,339,952	100,339,952	2,652,626,645
		Mpele DC	41,239,241	37,842,229	40,438,715	40,690,252	40,719,244	40,719,244	40,719,244	40,719,244	40,719,244	323,870,129
		Momba DC	22,339,996	22,233,983	20,019,262	22,357,395	22,591,720	22,591,720	22,591,720	22,591,720	22,765,222	178,053,409
		Songwe DC	50,563,423	50,271,970	49,879,795	54,867,632	55,114,363	54,983,937	55,304,863	55,304,863	55,179,531	428,956,533
		<b>Jumla Ndogo</b>	<b>265,462,955</b>	<b>268,742,752</b>	<b>262,420,018</b>	<b>271,882,263</b>	<b>273,172,961</b>	<b>272,790,625</b>	<b>273,657,005</b>	<b>273,283,952</b>	<b>273,283,952</b>	<b>2,167,472,831</b>
		Mhuhu DC	37,004,003	36,817,594	39,629,819	42,488,343	42,681,576	42,681,576	42,681,576	42,681,576	42,681,576	310,294,154
		Babati DC	82,654,270	89,006,692	91,873,301	94,229,386	94,686,625	94,923,035	95,230,372	95,096,332	95,096,332	737,803,012
		Kileleshwa DC	143,732,368	151,559,370	149,276,565	148,370,896	149,880,289	148,834,576	150,763,371	150,181,141	150,181,141	1,193,398,577
		Hemang DC	111,881,204	111,285,360	118,891,395	123,552,025	124,446,459	124,944,656	124,944,656	124,629,841	124,629,841	964,052,860
Smanitiro DC	62,418,083	62,094,445	67,612,524	70,794,934	71,298,183	71,195,464	71,792,586	71,792,586	71,792,586	516,449,460		
Babati TC	26,956,887	26,819,959	28,659,031	30,380,087	30,486,724	30,422,050	30,491,277	30,460,079	30,460,079	234,876,094		
Mhuhu TC	46,938,325	50,570,275	84,537,031	92,552,442	93,343,506	93,343,506	93,343,506	93,343,506	93,343,506	547,167,231		
<b>Jumla Ndogo</b>	<b>513,586,139</b>	<b>528,153,706</b>	<b>561,079,666</b>	<b>602,366,112</b>	<b>606,623,362</b>	<b>606,623,362</b>	<b>606,623,362</b>	<b>606,623,362</b>	<b>606,623,362</b>	<b>546,539,804</b>		
<b>Jumla Kuu</b>	<b>16,590,632,917</b>	<b>16,590,632,917</b>	<b>16,590,632,919</b>	<b>17,532,737,083</b>	<b>17,532,737,083</b>	<b>17,532,737,083</b>	<b>17,532,737,083</b>	<b>17,532,737,083</b>	<b>17,532,737,083</b>	<b>17,532,737,083</b>	<b>137,405,564,169</b>	

NA.	MKOA/ HALMASHAURI	FEDHA ZILIZOTOLEWA KWA AJILI YA UJENZI WA VYUMBA VYA MADARASA, MATUNDU YA NYOTI, UZIO WA SHULE NA UJENZI WA SHULE MPYA HADI FEBRUARI, 2023		UJENZI WA VYUMBA VYA MADARASA YA SHULE ZA WALIUMBA YA SHULE ZA MSINGI		UJENZI WA VYUMBA VYA MADARASA YA SHULE ZA MSINGI		UJENZI WA SHULE MPYA ZA MSINGI		UJENZI WA UZIO SHULE MAALUM	
		Fedha Zilizodfinhishwa	Fedha Zilizopokelewa	Fedha Zilizodfinhishwa	Fedha Zilizopokelewa	Fedha Zilizodfinhishwa	Fedha Zilizopokelewa	Fedha Zilizodfinhishwa	Fedha Zilizopokelewa	Fedha Zilizodfinhishwa	Fedha Zilizopokelewa
1	KATAVI										
	Mlele DC	180,000,000	180,000,000	65,000,000	65,000,000	180,000,000	180,000,000	-	-	-	-
	Tanganika DC	340,000,000	340,000,000	200,000,000	200,000,000	200,000,000	200,000,000	800,000,000	800,000,000	-	-
	Mpenda MC	860,000,000	860,000,000	22,000,000	22,000,000	180,000,000	180,000,000	600,000,000	600,000,000	30,000,000	30,000,000
	Mpwamba DC	460,000,000	460,000,000	200,000,000	200,000,000	99,000,000	99,000,000	180,000,000	180,000,000	30,000,000	30,000,000
	Nisimba DC	540,000,000	540,000,000	200,000,000	200,000,000	121,000,000	180,000,000	400,000,000	30,000,000	30,000,000	-
	<b>Jumla Ndogo</b>	<b>2,380,000,000</b>	<b>2,380,000,000</b>	<b>800,000,000</b>	<b>451,000,000</b>	<b>920,000,000</b>	<b>920,000,000</b>	<b>1,800,000,000</b>	<b>90,000,000</b>	<b>60,000,000</b>	<b>60,000,000</b>
2	SIMUYU										
	Baradi DC	280,000,000	280,000,000	200,000,000	200,000,000	110,000,000	180,000,000	-	-	30,000,000	30,000,000
	Baradi TC	820,000,000	820,000,000	110,000,000	44,000,000	180,000,000	180,000,000	-	-	30,000,000	30,000,000
	Busega DC	1,000,000,000	1,000,000,000	200,000,000	11,000,000	180,000,000	-	-	-	-	-
	Ilima DC	540,000,000	540,000,000	200,000,000	22,000,000	180,000,000	180,000,000	-	-	-	-
	Meswa DC	660,000,000	660,000,000	200,000,000	55,000,000	180,000,000	180,000,000	-	-	30,000,000	30,000,000
	Meru DC	1,480,000,000	1,480,000,000	200,000,000	55,000,000	180,000,000	180,000,000	-	-	-	-
	<b>Jumla Ndogo</b>	<b>4,780,000,000</b>	<b>4,780,000,000</b>	<b>1,110,000,000</b>	<b>297,000,000</b>	<b>1,080,000,000</b>	<b>540,000,000</b>	<b>90,000,000</b>	<b>90,000,000</b>	<b>30,000,000</b>	<b>30,000,000</b>
3	NLOMBE										
	Lufwa DC	200,000,000	200,000,000	200,000,000	-	180,000,000	180,000,000	-	-	30,000,000	30,000,000
	Mkarabao TC	420,000,000	420,000,000	110,000,000	55,000,000	180,000,000	180,000,000	-	-	30,000,000	30,000,000
	Mesha DC	240,000,000	240,000,000	200,000,000	11,000,000	180,000,000	180,000,000	-	-	30,000,000	30,000,000
	Nyamba DC	300,000,000	300,000,000	200,000,000	22,000,000	180,000,000	180,000,000	-	-	30,000,000	30,000,000
	Nyamba TC	520,000,000	520,000,000	110,000,000	77,000,000	180,000,000	180,000,000	-	-	30,000,000	30,000,000
	Vengingombe DC	280,000,000	280,000,000	200,000,000	165,000,000	180,000,000	180,000,000	-	-	30,000,000	30,000,000
	<b>Jumla Ndogo</b>	<b>1,960,000,000</b>	<b>1,960,000,000</b>	<b>1,020,000,000</b>	<b>620,000,000</b>	<b>1,080,000,000</b>	<b>900,000,000</b>	<b>150,000,000</b>	<b>150,000,000</b>	<b>140,000,000</b>	<b>140,000,000</b>
4											
	Bukembe DC	2,520,000,000	2,520,000,000	200,000,000	-	180,000,000	-	600,000,000	-	-	-
	Chato DC	1,700,000,000	1,700,000,000	200,000,000	110,000,000	180,000,000	-	800,000,000	800,000,000	-	-
	Geta DC	5,340,000,000	5,340,000,000	200,000,000	22,000,000	180,000,000	-	1,200,000,000	-	30,000,000	30,000,000
	Geta TC	1,420,000,000	1,420,000,000	110,000,000	11,000,000	180,000,000	-	800,000,000	800,000,000	-	-
	Mogwe DC	1,300,000,000	1,300,000,000	200,000,000	34,000,000	180,000,000	-	600,000,000	-	30,000,000	30,000,000
	Nyaghalwa DC	520,000,000	520,000,000	200,000,000	44,000,000	180,000,000	-	180,000,000	-	-	-
	<b>Jumla Ndogo</b>	<b>12,800,000,000</b>	<b>12,800,000,000</b>	<b>1,110,000,000</b>	<b>330,000,000</b>	<b>1,080,000,000</b>	<b>4,000,000,000</b>	<b>1,600,000,000</b>	<b>120,000,000</b>	<b>120,000,000</b>	<b>120,000,000</b>
5	ARUSHA										
	Anzsha CC	760,000,000	760,000,000	-	-	180,000,000	180,000,000	800,000,000	-	-	-
	Anzsha DC	2,000,000,000	2,000,000,000	200,000,000	22,000,000	180,000,000	180,000,000	-	-	30,000,000	30,000,000
	Keratu DC	480,000,000	480,000,000	200,000,000	11,000,000	180,000,000	180,000,000	-	-	30,000,000	30,000,000
	Lorogito DC	380,000,000	380,000,000	200,000,000	253,000,000	180,000,000	180,000,000	-	-	30,000,000	30,000,000
	Meru DC	340,000,000	340,000,000	200,000,000	-	180,000,000	180,000,000	-	-	30,000,000	30,000,000
	Monduli DC	720,000,000	720,000,000	200,000,000	66,000,000	180,000,000	180,000,000	-	-	-	-
	Ngorogoro DC	680,000,000	680,000,000	200,000,000	132,000,000	180,000,000	180,000,000	-	-	30,000,000	30,000,000
	<b>Jumla Ndogo</b>	<b>5,360,000,000</b>	<b>5,360,000,000</b>	<b>1,200,000,000</b>	<b>484,000,000</b>	<b>1,260,000,000</b>	<b>1,260,000,000</b>	<b>800,000,000</b>	<b>150,000,000</b>	<b>270,000,000</b>	<b>270,000,000</b>
6	PWANI										
	Baranswa DC	660,000,000	660,000,000	200,000,000	44,000,000	180,000,000	180,000,000	-	-	-	-
	Chimwa DC	1,200,000,000	1,200,000,000	200,000,000	55,000,000	180,000,000	180,000,000	-	-	30,000,000	30,000,000
	Khanga DC	340,000,000	340,000,000	200,000,000	55,000,000	180,000,000	180,000,000	-	-	-	-
	Khanga TC	760,000,000	760,000,000	110,000,000	-	180,000,000	180,000,000	-	-	-	-
	Kishi DC	420,000,000	420,000,000	200,000,000	88,000,000	180,000,000	180,000,000	-	-	30,000,000	30,000,000
	Kisarawe DC	300,000,000	300,000,000	200,000,000	11,000,000	180,000,000	180,000,000	-	-	-	-

NA.	MKOA/ HALMASHAURI	UJENZI WA NYUMBA YA MADARASA YA SHULE ZA SEKONDARI			UJENZI WA NYUMBA ZA WALIMU WA SHULE ZA MSINGI			UJENZI WA MATUNDU YA VYOO - SHULE SHIKIZI			UJENZI WA VYUMBA YA MADARASA SHULE KONGWE			UJENZI WA SHULE MPPYA ZA MSINGI			UJENZI WA UZIO SHULE MAALUM		
		Fedha Zilizodhihishwa	Fedha Zilizopokelewa	Fedha Zilizodhihishwa	Fedha Zilizopokelewa	Fedha Zilizodhihishwa	Fedha Zilizopokelewa	Fedha Zilizodhihishwa	Fedha Zilizopokelewa	Fedha Zilizodhihishwa	Fedha Zilizopokelewa	Fedha Zilizodhihishwa	Fedha Zilizopokelewa	Fedha Zilizodhihishwa	Fedha Zilizopokelewa	Fedha Zilizodhihishwa	Fedha Zilizopokelewa	Fedha Zilizodhihishwa	Fedha Zilizopokelewa
7	Mafia DC	200,000,000	200,000,000	200,000,000	200,000,000	99,000,000	99,000,000	180,000,000	180,000,000	180,000,000	180,000,000	400,000,000	400,000,000	400,000,000	400,000,000	400,000,000	30,000,000	30,000,000	30,000,000
	Mkurigea DC	2,640,000,000	2,640,000,000	200,000,000	200,000,000	55,000,000	55,000,000	180,000,000	180,000,000	180,000,000	180,000,000	180,000,000	400,000,000	400,000,000	400,000,000	30,000,000	30,000,000	30,000,000	
	Rufiji DC	300,000,000	300,000,000	200,000,000	200,000,000	407,000,000	154,000,000	1,620,000,000	1,620,000,000	1,620,000,000	1,620,000,000	800,000,000	800,000,000	800,000,000	800,000,000	90,000,000	90,000,000	90,000,000	
	Jumia Ndogo	6,820,000,000	6,820,000,000	1,710,000,000	200,000,000	-	-	-	-	-	-	-	-	-	-	-	-	-	-
	DODOMA	-	-	-	-	-	-	-	-	-	-	-	-	-	-	-	-	-	-
	Bahi DC	280,000,000	280,000,000	200,000,000	200,000,000	110,000,000	110,000,000	180,000,000	180,000,000	180,000,000	180,000,000	180,000,000	180,000,000	180,000,000	180,000,000	30,000,000	30,000,000	30,000,000	
	Chamwino DC	1,880,000,000	1,880,000,000	200,000,000	200,000,000	200,000,000	154,000,000	200,000,000	200,000,000	200,000,000	200,000,000	200,000,000	200,000,000	200,000,000	200,000,000	60,000,000	60,000,000	60,000,000	
	Chemba DC	920,000,000	920,000,000	200,000,000	200,000,000	110,000,000	110,000,000	180,000,000	180,000,000	180,000,000	180,000,000	180,000,000	180,000,000	180,000,000	180,000,000	30,000,000	30,000,000	30,000,000	
8	Dodoma DC	580,000,000	580,000,000	-	-	22,000,000	22,000,000	180,000,000	180,000,000	180,000,000	180,000,000	400,000,000	400,000,000	400,000,000	400,000,000	-	-	-	
	Koroba DC	440,000,000	440,000,000	200,000,000	200,000,000	33,000,000	33,000,000	180,000,000	180,000,000	180,000,000	180,000,000	180,000,000	180,000,000	180,000,000	30,000,000	30,000,000	30,000,000		
	Koroba TC	180,000,000	180,000,000	110,000,000	110,000,000	33,000,000	33,000,000	180,000,000	180,000,000	180,000,000	180,000,000	180,000,000	180,000,000	180,000,000	30,000,000	30,000,000	30,000,000		
	Konawa DC	1,400,000,000	1,400,000,000	200,000,000	200,000,000	77,000,000	77,000,000	180,000,000	180,000,000	180,000,000	180,000,000	180,000,000	180,000,000	180,000,000	90,000,000	90,000,000	90,000,000		
	Mwanawa DC	1,100,000,000	1,100,000,000	200,000,000	200,000,000	110,000,000	110,000,000	200,000,000	200,000,000	200,000,000	200,000,000	200,000,000	200,000,000	200,000,000	-	-	-		
	Jumia Ndogo	6,780,000,000	6,780,000,000	1,310,000,000	1,310,000,000	649,000,000	649,000,000	1,480,000,000	1,480,000,000	1,480,000,000	1,480,000,000	400,000,000	400,000,000	400,000,000	210,000,000	210,000,000	210,000,000		
	RUNGA	-	-	-	-	-	-	-	-	-	-	-	-	-	-	-	-	-	
	Inanga DC	980,000,000	980,000,000	200,000,000	200,000,000	154,000,000	154,000,000	200,000,000	200,000,000	200,000,000	200,000,000	200,000,000	200,000,000	200,000,000	30,000,000	30,000,000	30,000,000		
Inyanga DC	900,000,000	900,000,000	200,000,000	200,000,000	66,000,000	66,000,000	180,000,000	180,000,000	180,000,000	180,000,000	180,000,000	180,000,000	180,000,000	30,000,000	30,000,000	30,000,000			
9	Kitale DC	400,000,000	400,000,000	200,000,000	200,000,000	110,000,000	110,000,000	180,000,000	180,000,000	180,000,000	180,000,000	180,000,000	180,000,000	180,000,000	30,000,000	30,000,000	30,000,000		
	Meru DC	200,000,000	200,000,000	200,000,000	200,000,000	198,000,000	198,000,000	180,000,000	180,000,000	180,000,000	180,000,000	180,000,000	180,000,000	180,000,000	30,000,000	30,000,000	30,000,000		
	Murindji DC	180,000,000	180,000,000	200,000,000	200,000,000	418,000,000	352,000,000	920,000,000	920,000,000	920,000,000	920,000,000	920,000,000	920,000,000	920,000,000	120,000,000	120,000,000	120,000,000		
	Jumia Ndogo	2,650,000,000	2,650,000,000	710,000,000	710,000,000	-	-	-	-	-	-	-	-	-	-	-	-	-	
	RIGOMA	-	-	-	-	-	-	-	-	-	-	-	-	-	-	-	-	-	
	Burigwe DC	740,000,000	740,000,000	200,000,000	200,000,000	11,000,000	11,000,000	300,000,000	300,000,000	300,000,000	300,000,000	300,000,000	300,000,000	300,000,000	30,000,000	30,000,000	30,000,000		
	Rakomo DC	760,000,000	760,000,000	200,000,000	200,000,000	-	-	180,000,000	180,000,000	180,000,000	180,000,000	180,000,000	180,000,000	180,000,000	30,000,000	30,000,000	30,000,000		
	Kasulu DC	820,000,000	820,000,000	200,000,000	200,000,000	-	-	180,000,000	180,000,000	180,000,000	180,000,000	180,000,000	180,000,000	180,000,000	-	-	-		
10	Kasulu TC	1,060,000,000	1,060,000,000	200,000,000	200,000,000	-	-	180,000,000	180,000,000	180,000,000	180,000,000	400,000,000	400,000,000	400,000,000	-	-	-		
	Kibondo DC	1,420,000,000	1,420,000,000	200,000,000	200,000,000	-	-	180,000,000	180,000,000	180,000,000	180,000,000	180,000,000	180,000,000	180,000,000	30,000,000	30,000,000	30,000,000		
	Kigoma DC	440,000,000	440,000,000	200,000,000	200,000,000	-	-	180,000,000	180,000,000	180,000,000	180,000,000	180,000,000	180,000,000	180,000,000	30,000,000	30,000,000	30,000,000		
	Kigoma MC	1,140,000,000	1,140,000,000	200,000,000	200,000,000	33,000,000	33,000,000	180,000,000	180,000,000	180,000,000	180,000,000	180,000,000	180,000,000	180,000,000	30,000,000	30,000,000	30,000,000		
	Kivumu DC	780,000,000	780,000,000	200,000,000	200,000,000	176,000,000	176,000,000	180,000,000	180,000,000	180,000,000	180,000,000	400,000,000	400,000,000	400,000,000	60,000,000	60,000,000	60,000,000		
	Jumia Ndogo	7,160,000,000	7,160,000,000	1,310,000,000	200,000,000	220,000,000	220,000,000	1,560,000,000	1,560,000,000	1,560,000,000	1,560,000,000	800,000,000	800,000,000	800,000,000	180,000,000	180,000,000	30,000,000		
	KILIMANJARO	-	-	-	-	-	-	-	-	-	-	-	-	-	-	-	-	-	
	Hai DC	200,000,000	200,000,000	200,000,000	200,000,000	-	-	180,000,000	180,000,000	180,000,000	180,000,000	180,000,000	180,000,000	180,000,000	30,000,000	30,000,000	30,000,000		
11	Moshi DC	600,000,000	600,000,000	200,000,000	200,000,000	-	-	180,000,000	180,000,000	180,000,000	180,000,000	180,000,000	180,000,000	180,000,000	30,000,000	30,000,000	30,000,000		
	Moshi MC	200,000,000	200,000,000	-	-	-	-	180,000,000	180,000,000	180,000,000	180,000,000	180,000,000	180,000,000	180,000,000	30,000,000	30,000,000	30,000,000		
	Mwanza DC	180,000,000	180,000,000	200,000,000	200,000,000	11,000,000	11,000,000	200,000,000	200,000,000	200,000,000	200,000,000	200,000,000	200,000,000	200,000,000	-	-	-		
	Rombo DC	200,000,000	200,000,000	200,000,000	200,000,000	11,000,000	11,000,000	180,000,000	180,000,000	180,000,000	180,000,000	180,000,000	180,000,000	180,000,000	-	-	-		
	Seme DC	640,000,000	640,000,000	200,000,000	200,000,000	-	-	300,000,000	300,000,000	300,000,000	300,000,000	300,000,000	300,000,000	300,000,000	30,000,000	30,000,000	30,000,000		
	Shaa DC	480,000,000	480,000,000	200,000,000	200,000,000	44,000,000	44,000,000	180,000,000	180,000,000	180,000,000	180,000,000	180,000,000	180,000,000	180,000,000	-	-	-		
	Jumia Ndogo	2,500,000,000	2,500,000,000	1,200,000,000	200,000,000	66,000,000	66,000,000	1,400,000,000	1,400,000,000	1,400,000,000	1,400,000,000	900,000,000	900,000,000	900,000,000	90,000,000	90,000,000	90,000,000		
	LINDI	-	-	-	-	-	-	-	-	-	-	-	-	-	-	-	-	-	
Kivuu DC	700,000,000	700,000,000	200,000,000	200,000,000	132,000,000	132,000,000	200,000,000	200,000,000	200,000,000	200,000,000	200,000,000	200,000,000	200,000,000	-	-	-			
Mtwara DC	200,000,000	200,000,000	200,000,000	200,000,000	121,000,000	121,000,000	200,000,000	200,000,000	200,000,000	200,000,000	200,000,000	200,000,000	200,000,000	-	-	-			
Lindi MC	400,000,000	400,000,000	200,000,000	200,000,000	55,000,000	55,000,000	180,000,000	180,000,000	180,000,000	180,000,000	180,000,000	180,000,000	180,000,000	-	-	-			
Liwale DC	180,000,000	180,000,000	200,000,000	200,000,000	110,000,000	110,000,000	180,000,000	180,000,000	180,000,000	180,000,000	180,000,000	180,000,000	180,000,000	-	-	-			
Ndabigwe DC	200,000,000	200,000,000	200,000,000	200,000,000	96,000,000	96,000,000	180,000,000	180,000,000	180,000,000	180,000,000	180,000,000	180,000,000	180,000,000	-	-	-			
Rufwaja DC	200,000,000	200,000,000	200,000,000	200,000,000	77,00														

NA.	MKOA/ HALMASHAURI	UJENZI WA NYUMBA YA MADARASA YA SHULE ZA SEKONDARI		UJENZI WA NYUMBA ZA WALIMU WA SHULE ZA MSINGI		UJENZI WA MATUNDU YA VYOO- SHULE SHIKIZI		UJENZI WA VYUMBA YA MADARASA SHULE KONGWE		UJENZI WA SHULE MPA YA MSINGI		UJENZI WA UZIO SHULE MAALUM		
		Fedha Zilizodhihishwa	Fedha Zilizopokelewa	Fedha Zilizodhihishwa	Fedha Zilizopokelewa	Fedha Zilizodhihishwa	Fedha Zilizopokelewa	Fedha Zilizodhihishwa	Fedha Zilizopokelewa	Fedha Zilizodhihishwa	Fedha Zilizopokelewa	Fedha Zilizodhihishwa	Fedha Zilizopokelewa	Fedha Zilizopokelewa
12	MARA	-	-	-	-	-	-	-	-	-	-	-	-	
	Burudi DC	2,040,000,000	2,040,000,000	200,000,000	-	77,000,000	-	180,000,000	-	-	-	-	-	
	Burudi TC	1,540,000,000	1,540,000,000	110,000,000	-	33,000,000	-	180,000,000	-	-	-	-	-	
	Bulama DC	1,540,000,000	1,540,000,000	200,000,000	132,000,000	33,000,000	33,000,000	180,000,000	180,000,000	-	-	-	30,000,000	
	Musoma DC	700,000,000	700,000,000	200,000,000	-	33,000,000	-	180,000,000	-	-	-	-	-	
	Musoma MC	1,340,000,000	1,340,000,000	-	-	33,000,000	-	180,000,000	-	-	-	-	30,000,000	
	Ronyo DC	1,320,000,000	1,320,000,000	200,000,000	200,000,000	66,000,000	66,000,000	180,000,000	180,000,000	-	-	-	30,000,000	
	Serengeti DC	1,160,000,000	1,160,000,000	200,000,000	-	88,000,000	-	180,000,000	-	-	-	-	30,000,000	
	Tanete DC	460,000,000	460,000,000	200,000,000	200,000,000	33,000,000	33,000,000	180,000,000	180,000,000	-	-	-	30,000,000	
	Tanete TC	820,000,000	820,000,000	110,000,000	-	22,000,000	-	180,000,000	-	-	-	-	30,000,000	
	<b>Jumla Ndogo</b>	<b>10,920,000,000</b>	<b>10,920,000,000</b>	<b>1,420,000,000</b>	<b>532,000,000</b>	<b>418,000,000</b>	<b>132,000,000</b>	<b>1,620,000,000</b>	<b>180,000,000</b>	<b>1,620,000,000</b>	<b>800,000,000</b>	<b>150,000,000</b>	<b>60,000,000</b>	<b>60,000,000</b>
	13	MGEVA	-	-	-	-	-	-	-	-	-	-	-	-
Busekalo DC		210,000,000	210,000,000	200,000,000	-	-	-	180,000,000	-	-	-	-	30,000,000	
Chunga DC		210,000,000	210,000,000	200,000,000	200,000,000	263,000,000	263,000,000	180,000,000	180,000,000	-	-	-	-	
Kwaka DC		210,000,000	210,000,000	200,000,000	-	-	-	180,000,000	180,000,000	-	-	-	-	
Mtshali DC		880,000,000	880,000,000	200,000,000	200,000,000	220,000,000	220,000,000	180,000,000	180,000,000	-	-	-	-	
Mtshali TC		260,000,000	260,000,000	-	-	-	-	180,000,000	180,000,000	-	-	-	-	
Mtshali DC		580,000,000	580,000,000	200,000,000	200,000,000	286,000,000	286,000,000	180,000,000	180,000,000	-	-	-	-	
Rungwe DC		200,000,000	200,000,000	200,000,000	-	-	-	180,000,000	180,000,000	-	-	-	30,000,000	
<b>Jumla Ndogo</b>		<b>2,620,000,000</b>	<b>2,620,000,000</b>	<b>1,200,000,000</b>	<b>400,000,000</b>	<b>799,000,000</b>	<b>473,000,000</b>	<b>1,260,000,000</b>	<b>180,000,000</b>	<b>1,260,000,000</b>	<b>800,000,000</b>	<b>60,000,000</b>	<b>30,000,000</b>	<b>30,000,000</b>
MROGOGORO		-	-	-	-	-	-	-	-	-	-	-	-	-
Gezi DC		440,000,000	440,000,000	200,000,000	-	11,000,000	-	180,000,000	180,000,000	-	-	-	30,000,000	
Ikara TC		1,180,000,000	1,180,000,000	110,000,000	-	22,000,000	-	180,000,000	180,000,000	-	-	-	-	
Mimba DC	720,000,000	720,000,000	200,000,000	-	-	-	180,000,000	180,000,000	-	-	-	30,000,000		
Kilesh DC	200,000,000	200,000,000	200,000,000	-	143,000,000	-	180,000,000	180,000,000	-	-	-	30,000,000		
Mafinyi DC	200,000,000	200,000,000	200,000,000	200,000,000	99,000,000	99,000,000	180,000,000	180,000,000	400,000,000	400,000,000	-	-		
Morogoro DC	1,040,000,000	1,040,000,000	200,000,000	-	55,000,000	-	180,000,000	180,000,000	-	-	-	-		
Morogoro MC	1,620,000,000	1,620,000,000	-	-	-	-	180,000,000	180,000,000	400,000,000	400,000,000	-	-	30,000,000	
Mvomero DC	1,300,000,000	1,300,000,000	200,000,000	-	33,000,000	-	180,000,000	180,000,000	-	-	-	30,000,000		
Ulianga DC	200,000,000	200,000,000	200,000,000	-	44,000,000	-	180,000,000	180,000,000	-	-	-	30,000,000		
<b>Jumla Ndogo</b>	<b>6,900,000,000</b>	<b>6,900,000,000</b>	<b>1,510,000,000</b>	<b>200,000,000</b>	<b>407,000,000</b>	<b>99,000,000</b>	<b>1,620,000,000</b>	<b>1,620,000,000</b>	<b>1,620,000,000</b>	<b>800,000,000</b>	<b>150,000,000</b>	<b>60,000,000</b>	<b>60,000,000</b>	
15	MTWARA	-	-	-	-	-	-	-	-	-	-	-	-	
	Mesasi DC	220,000,000	220,000,000	200,000,000	200,000,000	55,000,000	55,000,000	180,000,000	180,000,000	-	-	-	30,000,000	
	Mesasi TC	220,000,000	220,000,000	110,000,000	110,000,000	11,000,000	11,000,000	180,000,000	180,000,000	-	-	-	30,000,000	
	Mtwara DC	520,000,000	520,000,000	200,000,000	-	22,000,000	-	180,000,000	180,000,000	-	-	-	-	
	Mtwara MC	420,000,000	420,000,000	-	-	-	-	180,000,000	180,000,000	-	-	-	-	
	Nanyamba TC	180,000,000	180,000,000	110,000,000	110,000,000	11,000,000	11,000,000	180,000,000	180,000,000	-	-	-	-	
	Nanyamba DC	520,000,000	520,000,000	200,000,000	-	22,000,000	-	180,000,000	180,000,000	-	-	-	-	
	Neveta DC	210,000,000	210,000,000	200,000,000	200,000,000	66,000,000	66,000,000	180,000,000	180,000,000	-	-	-	-	
	Neveta TC	210,000,000	210,000,000	110,000,000	-	-	-	180,000,000	180,000,000	-	-	-	-	
	Tanzania DC	210,000,000	210,000,000	200,000,000	200,000,000	33,000,000	33,000,000	180,000,000	180,000,000	-	-	-	-	
	<b>Jumla Ndogo</b>	<b>2,680,000,000</b>	<b>2,680,000,000</b>	<b>1,330,000,000</b>	<b>620,000,000</b>	<b>220,000,000</b>	<b>176,000,000</b>	<b>1,620,000,000</b>	<b>1,620,000,000</b>	<b>1,620,000,000</b>	<b>800,000,000</b>	<b>60,000,000</b>	<b>60,000,000</b>	<b>60,000,000</b>
	MTWARA	-	-	-	-	-	-	-	-	-	-	-	-	
Buhesi DC	2,600,000,000	2,600,000,000	200,000,000	200,000,000	33,000,000	33,000,000	180,000,000	180,000,000	400,000,000	400,000,000	-	-		
Jenjala MC	2,200,000,000	2,200,000,000	-	-	-	-	180,000,000	180,000,000	-	-	-	-		
Kwamba DC	2,240,000,000	2,240,000,000	200,000,000	200,000,000	-	-	180,000,000	180,000,000	-	-	-	30,000,000		
Mago DC	3,260,000,000	3,260,000,000	200,000,000	-	-	-	180,000,000	180,000,000	-	-	-	-		
Msurugwi DC	880,000,000	880,000,000	200,000,000	-	-	-	180,000,000	180,000,000	-	-	-	-		

NA.	MKOA/ HALMASHAURI	UJENZI WA NYUMBA YA MADARASA YA SHULE ZA SEKONDARI		UJENZI WA NYUMBA ZA WALIMU WA SHULE ZA MSINGI		UJENZI WA MATUNDU YA VYOO- SHULE SHIKIZI		UJENZI WA VYUMBA YA MADARASA SHULE KONGWE		UJENZI WA SHULE M'PYA ZA MSINGI		UJENZI WA UZIO SHULE MAALUM	
		Fedha Zilizodfinishwa	Fedha Zilizopokelewa	Fedha Zilizodfinishwa	Fedha Zilizopokelewa	Fedha Zilizodfinishwa	Fedha Zilizopokelewa	Fedha Zilizodfinishwa	Fedha Zilizopokelewa	Fedha Zilizodfinishwa	Fedha Zilizopokelewa	Fedha Zilizodfinishwa	Fedha Zilizopokelewa
	Mwanza DC	3,920,000,000	3,920,000,000	-	-	33,000,000	-	180,000,000	-	1,000,000,000	-	30,000,000	-
	Songware DC	3,040,000,000	3,040,000,000	200,000,000	-	33,000,000	-	180,000,000	-	400,000,000	-	30,000,000	-
	Ukerewe DC	1,520,000,000	1,520,000,000	200,000,000	-	33,000,000	-	180,000,000	-	-	-	30,000,000	-
	<b>Jumla Ndogo</b>	<b>19,660,000,000</b>	<b>19,660,000,000</b>	<b>1,200,000,000</b>	<b>400,000,000</b>	<b>99,000,000</b>	<b>33,000,000</b>	<b>1,440,000,000</b>	<b>180,000,000</b>	<b>1,800,000,000</b>	<b>1,800,000,000</b>	<b>120,000,000</b>	<b>30,000,000</b>
17	RUVUMA	-	-	-	-	-	-	-	-	-	-	-	-
	Madaba DC	200,000,000	200,000,000	200,000,000	200,000,000	-	-	180,000,000	-	-	-	-	-
	Mbinga DC	200,000,000	200,000,000	200,000,000	200,000,000	22,000,000	-	180,000,000	-	-	-	-	-
	Mbinga TC	220,000,000	220,000,000	110,000,000	-	-	-	180,000,000	-	-	-	30,000,000	-
	Nantumbo DC	340,000,000	340,000,000	200,000,000	-	33,000,000	-	180,000,000	-	-	-	-	-
	Nyasa DC	240,000,000	240,000,000	200,000,000	-	55,000,000	-	180,000,000	-	-	-	-	-
	Sogea DC	200,000,000	200,000,000	200,000,000	-	11,000,000	11,000,000	180,000,000	-	-	-	60,000,000	-
	Sogea MC	1,520,000,000	1,520,000,000	-	-	33,000,000	-	180,000,000	-	-	-	30,000,000	-
	Tunduru DC	200,000,000	200,000,000	200,000,000	-	33,000,000	-	180,000,000	-	-	-	30,000,000	-
	<b>Jumla Ndogo</b>	<b>3,120,000,000</b>	<b>3,120,000,000</b>	<b>1,310,000,000</b>	<b>200,000,000</b>	<b>209,000,000</b>	<b>11,000,000</b>	<b>1,440,000,000</b>	<b>180,000,000</b>	<b>1,800,000,000</b>	<b>1,800,000,000</b>	<b>120,000,000</b>	<b>30,000,000</b>
18	SHINYANGA	-	-	-	-	-	-	-	-	-	-	-	-
	Kibamba MC	1,200,000,000	1,200,000,000	200,000,000	-	11,000,000	-	180,000,000	-	-	-	30,000,000	-
	Kibanga DC	420,000,000	420,000,000	200,000,000	-	55,000,000	-	200,000,000	-	400,000,000	-	30,000,000	-
	Mtanga DC	820,000,000	820,000,000	200,000,000	-	110,000,000	110,000,000	180,000,000	-	-	-	-	-
	Shinyanga DC	900,000,000	900,000,000	200,000,000	-	44,000,000	-	180,000,000	-	-	-	-	-
	Shinyanga MC	1,220,000,000	1,220,000,000	110,000,000	-	66,000,000	-	180,000,000	-	-	-	-	-
	Ushehi DC	2,080,000,000	2,080,000,000	200,000,000	-	295,000,000	-	1,100,000,000	-	400,000,000	-	30,000,000	-
	<b>Jumla Ndogo</b>	<b>6,640,000,000</b>	<b>6,640,000,000</b>	<b>1,110,000,000</b>	<b>400,000,000</b>	<b>295,000,000</b>	<b>110,000,000</b>	<b>1,100,000,000</b>	<b>720,000,000</b>	<b>1,100,000,000</b>	<b>1,100,000,000</b>	<b>30,000,000</b>	<b>30,000,000</b>
19	SINGIDA	-	-	-	-	-	-	-	-	-	-	-	-
	Kurigi DC	580,000,000	580,000,000	200,000,000	-	143,000,000	-	200,000,000	-	-	-	30,000,000	-
	Iramba DC	980,000,000	980,000,000	200,000,000	-	77,000,000	-	180,000,000	-	-	-	-	-
	Iligi DC	200,000,000	200,000,000	200,000,000	-	297,000,000	-	180,000,000	-	-	-	-	-
	Manyoni DC	1,700,000,000	1,700,000,000	200,000,000	-	231,000,000	-	180,000,000	-	-	-	30,000,000	-
	Mkalama DC	340,000,000	340,000,000	200,000,000	-	88,000,000	-	180,000,000	-	-	-	30,000,000	-
	Sngida DC	1,000,000,000	1,000,000,000	200,000,000	-	44,000,000	-	200,000,000	-	-	-	60,000,000	-
	Sngida MC	1,000,000,000	1,000,000,000	-	-	44,000,000	-	180,000,000	-	-	-	-	-
	<b>Jumla Ndogo</b>	<b>5,800,000,000</b>	<b>5,800,000,000</b>	<b>1,200,000,000</b>	<b>200,000,000</b>	<b>924,000,000</b>	<b>143,000,000</b>	<b>1,300,000,000</b>	<b>1,300,000,000</b>	<b>1,300,000,000</b>	<b>1,300,000,000</b>	<b>150,000,000</b>	<b>30,000,000</b>
20	TABORA	-	-	-	-	-	-	-	-	-	-	-	-
	Iguuwa DC	1,280,000,000	1,280,000,000	200,000,000	-	22,000,000	-	200,000,000	-	-	-	30,000,000	-
	Kaluu DC	2,100,000,000	2,100,000,000	200,000,000	-	220,000,000	220,000,000	200,000,000	-	400,000,000	-	30,000,000	-
	Nyasa DC	1,900,000,000	1,900,000,000	-	-	121,000,000	-	180,000,000	-	-	-	-	-
	Nyasa TC	460,000,000	460,000,000	110,000,000	-	-	-	200,000,000	-	-	-	-	-
	Sikonge DC	580,000,000	580,000,000	200,000,000	-	253,000,000	-	180,000,000	-	-	-	30,000,000	-
	Uvizi DC	1,860,000,000	1,860,000,000	200,000,000	-	55,000,000	-	180,000,000	-	-	-	30,000,000	-
	Tabora MC	1,380,000,000	1,380,000,000	-	-	88,000,000	-	180,000,000	-	-	-	-	-
	Ulembo DC	1,740,000,000	1,740,000,000	200,000,000	-	88,000,000	-	180,000,000	-	-	-	30,000,000	-
	<b>Jumla Ndogo</b>	<b>11,300,000,000</b>	<b>11,300,000,000</b>	<b>1,310,000,000</b>	<b>200,000,000</b>	<b>869,000,000</b>	<b>220,000,000</b>	<b>1,500,000,000</b>	<b>1,500,000,000</b>	<b>1,500,000,000</b>	<b>1,500,000,000</b>	<b>120,000,000</b>	<b>30,000,000</b>
21	TANGA	-	-	-	-	-	-	-	-	-	-	-	-
	Bumbuli DC	200,000,000	200,000,000	200,000,000	-	-	-	200,000,000	-	-	-	200,000,000	-
	Harau DC	1,280,000,000	1,280,000,000	200,000,000	-	77,000,000	-	180,000,000	-	-	-	180,000,000	-
	Harau TC	280,000,000	280,000,000	110,000,000	-	66,000,000	-	180,000,000	-	-	-	180,000,000	-
	Kifiji DC	360,000,000	360,000,000	200,000,000	-	374,000,000	374,000,000	180,000,000	-	-	-	30,000,000	-
	Kongwe DC	640,000,000	640,000,000	200,000,000	-	11,000,000	-	200,000,000	-	-	-	30,000,000	-
	Kongwe TC	220,000,000	220,000,000	110,000,000	-	22,000,000	-	180,000,000	-	-	-	180,000,000	-

NA.	MKOAJI HALMASHAURI	UJENZI WA NYUMBA YA MADARASA YA SHULE ZA SEKONDARI		UJENZI WA NYUMBA ZA WALIMU WA SHULE ZA MSINGI		UJENZI WA MATUNDU YA VYOO - SHULE SHIKIZI		UJENZI WA VYUMBA YA MADARASA SHULE KONGWE		UJENZI WA SHULE M'PYA ZA MSINGI		UJENZI WA UZIO SHULE MAALUM		
		Fedha Zilizodhihishwa	Fedha Zilizopokelewa	Fedha Zilizodhihishwa	Fedha Zilizopokelewa	Fedha Zilizodhihishwa	Fedha Zilizopokelewa	Fedha Zilizodhihishwa	Fedha Zilizopokelewa	Fedha Zilizodhihishwa	Fedha Zilizopokelewa	Fedha Zilizodhihishwa	Fedha Zilizopokelewa	Fedha Zilizopokelewa
23	Lushoto DC	580,000,000	580,000,000	200,000,000	110,000,000	200,000,000	200,000,000	200,000,000	200,000,000	200,000,000	-	-	-	
	Mkinga DC	480,000,000	480,000,000	200,000,000	33,000,000	-	-	200,000,000	200,000,000	-	-	30,000,000	-	
	Muizea DC	180,000,000	180,000,000	200,000,000	33,000,000	-	-	180,000,000	180,000,000	-	-	30,000,000	-	
	Pangani DC	200,000,000	200,000,000	200,000,000	77,000,000	-	-	180,000,000	180,000,000	-	-	-	-	
	Tanga DC	580,000,000	580,000,000	-	-	-	-	180,000,000	180,000,000	-	-	30,000,000	-	
	<b>Jumia Ndogo</b>	<b>4,980,000,000</b>	<b>4,980,000,000</b>	<b>1,820,000,000</b>	<b>803,000,000</b>	<b>200,000,000</b>	<b>374,000,000</b>	<b>2,060,000,000</b>	<b>1,860,000,000</b>	<b>-</b>	<b>-</b>	<b>150,000,000</b>	<b>-</b>	
	22	<b>KAGERA</b>	-	-	-	-	-	-	-	-	-	-	-	-
	Bhararumu DC	1,820,000,000	1,820,000,000	200,000,000	187,000,000	-	-	180,000,000	180,000,000	-	-	800,000,000	-	
	Buacha DC	900,000,000	900,000,000	200,000,000	-	-	-	180,000,000	-	-	-	-	-	
	Buacha MC	980,000,000	980,000,000	-	-	-	-	180,000,000	-	-	-	-	-	
Karagwe DC	1,320,000,000	1,320,000,000	200,000,000	22,000,000	-	-	300,000,000	300,000,000	-	-	30,000,000	-		
Kyawa DC	1,100,000,000	1,100,000,000	200,000,000	88,000,000	-	-	180,000,000	-	-	-	-	-		
Mlesawi DC	200,000,000	200,000,000	200,000,000	33,000,000	-	-	180,000,000	-	-	-	-	-		
Mtaka DC	3,060,000,000	3,060,000,000	200,000,000	77,000,000	-	-	180,000,000	-	-	-	-	-		
Ngara DC	900,000,000	900,000,000	200,000,000	56,000,000	-	-	180,000,000	-	-	-	-	-		
<b>Jumia Ndogo</b>	<b>10,280,000,000</b>	<b>10,280,000,000</b>	<b>1,400,000,000</b>	<b>473,000,000</b>	<b>110,000,000</b>	<b>110,000,000</b>	<b>1,560,000,000</b>	<b>300,000,000</b>	<b>-</b>	<b>-</b>	<b>180,000,000</b>	<b>60,000,000</b>		
24	<b>DAESES SALAM</b>	-	-	-	-	-	-	-	-	-	-	-	-	
DSM CC	6,200,000,000	6,200,000,000	200,000,000	-	-	-	180,000,000	180,000,000	-	-	800,000,000	-		
Kigamboni MC	200,000,000	200,000,000	-	22,000,000	-	-	200,000,000	200,000,000	-	-	-	-		
Kenodoni MC	200,000,000	200,000,000	-	-	-	-	180,000,000	180,000,000	-	-	-	-		
Tembea MC	4,140,000,000	4,140,000,000	-	-	-	-	180,000,000	180,000,000	-	-	1,600,000,000	-		
Ujuzi MC	1,620,000,000	1,620,000,000	-	-	-	-	180,000,000	180,000,000	-	-	400,000,000	-		
<b>Jumia Ndogo</b>	<b>12,360,000,000</b>	<b>12,360,000,000</b>	<b>-</b>	<b>-</b>	<b>-</b>	<b>-</b>	<b>920,000,000</b>	<b>920,000,000</b>	<b>-</b>	<b>-</b>	<b>2,800,000,000</b>	<b>-</b>		
25	<b>RUKWA</b>	-	-	-	-	-	-	-	-	-	-	-	-	
Kalambo DC	1,260,000,000	1,260,000,000	200,000,000	121,000,000	-	-	180,000,000	180,000,000	-	-	-	-		
Ngesi DC	520,000,000	520,000,000	200,000,000	55,000,000	-	-	180,000,000	180,000,000	-	-	-	-		
Sumbawanga DC	920,000,000	920,000,000	200,000,000	55,000,000	-	-	180,000,000	180,000,000	-	-	30,000,000	-		
Sumbawanga MC	1,120,000,000	1,120,000,000	-	11,000,000	-	-	180,000,000	180,000,000	-	-	60,000,000	-		
<b>Jumia Ndogo</b>	<b>3,820,000,000</b>	<b>3,820,000,000</b>	<b>600,000,000</b>	<b>242,000,000</b>	<b>121,000,000</b>	<b>121,000,000</b>	<b>720,000,000</b>	<b>180,000,000</b>	<b>-</b>	<b>-</b>	<b>90,000,000</b>	<b>90,000,000</b>		
26	<b>SONGWE</b>	-	-	-	-	-	-	-	-	-	-	-	-	
Ileje DC	200,000,000	200,000,000	200,000,000	44,000,000	-	-	180,000,000	180,000,000	-	-	-	-		
Mbozi DC	1,360,000,000	1,360,000,000	200,000,000	-	-	-	200,000,000	200,000,000	-	-	30,000,000	-		
Momba DC	320,000,000	320,000,000	200,000,000	154,000,000	-	-	200,000,000	200,000,000	-	-	-	-		
Songwe DC	180,000,000	180,000,000	200,000,000	165,000,000	-	-	180,000,000	180,000,000	-	-	-	-		
Tunduma TC	240,000,000	240,000,000	110,000,000	11,000,000	-	-	180,000,000	180,000,000	-	-	30,000,000	-		
<b>Jumia Ndogo</b>	<b>2,300,000,000</b>	<b>2,300,000,000</b>	<b>910,000,000</b>	<b>374,000,000</b>	<b>374,000,000</b>	<b>374,000,000</b>	<b>940,000,000</b>	<b>940,000,000</b>	<b>-</b>	<b>-</b>	<b>60,000,000</b>	<b>60,000,000</b>		
27	<b>MANYARA</b>	-	-	-	-	-	-	-	-	-	-	-	-	
Baerati DC	400,000,000	400,000,000	200,000,000	33,000,000	-	-	180,000,000	180,000,000	-	-	60,000,000	-		
Baerati TC	180,000,000	180,000,000	-	11,000,000	-	-	180,000,000	180,000,000	-	-	-	-		
Hanau DC	200,000,000	200,000,000	200,000,000	59,000,000	-	-	180,000,000	180,000,000	-	-	30,000,000	-		
Klago DC	200,000,000	200,000,000	200,000,000	154,000,000	-	-	180,000,000	180,000,000	-	-	-	-		
Mtaka DC	200,000,000	200,000,000	200,000,000	22,000,000	-	-	180,000,000	180,000,000	-	-	-	-		
Mtaka TC	180,000,000	180,000,000	110,000,000	44,000,000	-	-	180,000,000	180,000,000	-	-	-	-		
Mtaka TC	180,000,000	180,000,000	110,000,000	33,000,000	-	-	180,000,000	180,000,000	-	-	-	-		
Shaurimoyo DC	180,000,000	180,000,000	200,000,000	396,000,000	-	-	209,000,000	1,080,000,000	-	-	90,000,000	-		
<b>Jumia Ndogo</b>	<b>1,540,000,000</b>	<b>1,540,000,000</b>	<b>1,220,000,000</b>	<b>10,670,000,000</b>	<b>10,670,000,000</b>	<b>10,670,000,000</b>	<b>34,000,000,000</b>	<b>21,440,000,000</b>	<b>-</b>	<b>-</b>	<b>15,600,000,000</b>	<b>2,970,000,000</b>		
<b>Jumia Kuu</b>	<b>180,000,000,000</b>	<b>180,000,000,000</b>	<b>30,720,000,000</b>	<b>10,670,000,000</b>	<b>10,670,000,000</b>	<b>10,670,000,000</b>	<b>34,000,000,000</b>	<b>21,440,000,000</b>	<b>-</b>	<b>-</b>	<b>2,970,000,000</b>	<b>1,376,000,000</b>		



FEDHA ZILIZOTOLEWA KWA AJILI YA UKAMILISHAJI WA VYUMBA VYA MADARASA ZA MSINGI WA YUMBA VYA UKAMILISHAJI WA VYUMBA VYA MADARASA ZA SAVANI  
 KWA SHULE ZA MSINGI NA SEKONDARI HADI FEBRUARI 2023  
 MAABARA ZA SAVANI

NA.	Mkoa Halimashauri	UKAMILISHAJI WA YUMBA VYA MADARASA SHULE ZA MSINGI		UKAMILISHAJI WA YUMBA VYA MADARASA ZA SAVANI		UKAMILISHAJI WA MABWALO- SEKONDARI		UKAMILISHAJI WA MABWALO- MSINGI		UKAMILISHAJI WA BWENI SHULE MSINGI MAALUM		UKAMILISHAJI WA BWENI SEKONDARI	
		Fedha Zilizodhinishwa	Fedha Zilizopokelewa	Fedha Zilizodhinishwa	Fedha Zilizopokelewa	Fedha Zilizodhinishwa	Fedha Zilizopokelewa	Fedha Zilizodhinishwa	Fedha Zilizopokelewa	Fedha Zilizodhinishwa	Fedha Zilizopokelewa	Fedha Zilizodhinishwa	Fedha Zilizopokelewa
1	KATAVI												
	Mlele DC	93,750,000	93,750,000	-	-	-	-	-	-	-	-	-	-
	Lenganyika DC	156,250,000	120,000,000	120,000,000	-	-	-	-	-	-	-	60,000,000	60,000,000
	Mipanda MC	143,750,000	143,750,000	-	-	-	-	-	-	-	-	-	-
	Mombwa DC	156,250,000	156,250,000	30,000,000	-	-	-	-	-	20,000,000	20,000,000	40,000,000	40,000,000
	Nimba DC	156,250,000	550,000,000	150,000,000	50,000,000	50,000,000	-	-	-	20,000,000	20,000,000	100,000,000	100,000,000
2	SIMUYU												
	Bereshi DC	218,750,000	180,000,000	180,000,000	-	-	-	-	-	20,000,000	20,000,000	20,000,000	-
	Bereshi TC	156,250,000	156,250,000	-	-	-	-	-	-	-	-	20,000,000	20,000,000
	Busega DC	156,250,000	156,250,000	-	-	-	-	-	-	-	-	-	-
	Ukima DC	156,250,000	180,000,000	180,000,000	-	-	-	-	-	-	-	20,000,000	20,000,000
	Mwasa DC	156,250,000	-	-	-	-	-	-	-	-	-	-	-
	Mwasa DC	218,750,000	100,000,000	100,000,000	-	-	-	-	-	-	-	120,000,000	-
	<b>Jumla Ndogo</b>	<b>1,062,500,000</b>	<b>360,000,000</b>	<b>360,000,000</b>	<b>50,000,000</b>	<b>50,000,000</b>	<b>20,000,000</b>	<b>20,000,000</b>	<b>50,000,000</b>	<b>20,000,000</b>	<b>160,000,000</b>	<b>180,000,000</b>	<b>40,000,000</b>
3	NJOMBE												
	Lufwa DC	118,750,000	118,750,000	-	-	-	-	-	-	-	-	20,000,000	20,000,000
	Nyamamako TC	237,500,000	237,500,000	-	-	-	-	-	50,000,000	20,000,000	130,000,000	80,000,000	-
	Nalete DC	196,250,000	156,250,000	-	-	-	-	-	-	-	-	40,000,000	40,000,000
	Nombe DC	81,250,000	81,250,000	40,000,000	-	-	-	-	-	-	-	40,000,000	-
	Nombe TC	156,250,000	156,250,000	-	-	-	-	-	50,000,000	-	-	20,000,000	20,000,000
	Wengugombe DC	156,250,000	120,000,000	120,000,000	-	-	-	-	50,000,000	-	-	20,000,000	20,000,000
	<b>Jumla Ndogo</b>	<b>906,250,000</b>	<b>120,000,000</b>	<b>160,000,000</b>	<b>150,000,000</b>	<b>150,000,000</b>	<b>40,000,000</b>	<b>40,000,000</b>	<b>150,000,000</b>	<b>160,000,000</b>	<b>220,000,000</b>	<b>220,000,000</b>	<b>100,000,000</b>
4	GETA												
	Bukombe DC	156,250,000	150,000,000	150,000,000	-	-	-	-	-	-	-	40,000,000	-
	Chato DC	218,750,000	60,000,000	60,000,000	-	-	-	-	-	20,000,000	-	60,000,000	-
	Geta DC	156,250,000	90,000,000	90,000,000	-	-	-	-	-	-	-	360,000,000	-
	Geta TC	156,250,000	-	-	-	-	-	-	-	-	-	360,000,000	-
	Mogowe DC	187,500,000	-	-	-	-	-	-	-	-	-	-	-
	Nyandi Iwale DC	156,250,000	150,000,000	150,000,000	-	-	-	-	-	-	-	20,000,000	-
	<b>Jumla Ndogo</b>	<b>1,031,250,000</b>	<b>300,000,000</b>	<b>150,000,000</b>	<b>50,000,000</b>	<b>50,000,000</b>	<b>20,000,000</b>	<b>20,000,000</b>	<b>20,000,000</b>	<b>20,000,000</b>	<b>560,000,000</b>	<b>560,000,000</b>	<b>40,000,000</b>
5	ARUSHA												
	Anasa CC	-	-	50,000,000	-	-	-	-	-	-	-	80,000,000	80,000,000
	Anasa DC	87,500,000	87,500,000	50,000,000	50,000,000	-	-	-	-	-	-	20,000,000	20,000,000
	Karatu DC	156,250,000	180,000,000	180,000,000	-	-	-	-	50,000,000	-	-	120,000,000	120,000,000
	Lometa DC	156,250,000	156,250,000	60,000,000	-	-	-	-	-	-	-	80,000,000	80,000,000
	Maji DC	75,000,000	75,000,000	-	-	-	-	-	-	110,000,000	-	80,000,000	80,000,000
	Mwazi DC	62,500,000	62,500,000	60,000,000	50,000,000	50,000,000	-	-	-	-	-	40,000,000	40,000,000
	Ngorongo DC	43,750,000	-	-	-	-	-	-	-	-	-	100,000,000	100,000,000
	<b>Jumla Ndogo</b>	<b>581,250,000</b>	<b>350,000,000</b>	<b>350,000,000</b>	<b>150,000,000</b>	<b>150,000,000</b>	<b>50,000,000</b>	<b>50,000,000</b>	<b>50,000,000</b>	<b>150,000,000</b>	<b>440,000,000</b>	<b>480,000,000</b>	<b>480,000,000</b>
6	PWANI												
	Bagamaye DC	156,250,000	-	30,000,000	-	-	-	-	-	-	-	40,000,000	40,000,000
	Chamuse DC	-	-	-	-	-	-	-	-	-	-	60,000,000	60,000,000
	Kisumu DC	156,250,000	-	-	-	-	-	-	-	-	-	100,000,000	100,000,000

NA	MKOA/ HALIMASHAURI	UKAMILISHAJI WA YUMBA VYA MADARASA SHULE ZA MSINGI		UKAMILISHAJI WA YUMBA VYA MABARRA ZA SAYANSI		UKAMILISHAJI WA MABWALO- SEKONDARI		UKAMILISHAJI WA MABWALO MSINGI		UKAMILISHAJI WA BWENI SHULE MSINGI MAALUM		UKAMILISHAJI WA BWENI SEKONDARI	
		Fedha Zilizopokelewa	Fedha Zilizodhinishwa	Fedha Zilizopokelewa	Fedha Zilizodhinishwa	Fedha Zilizopokelewa	Fedha Zilizodhinishwa	Fedha Zilizopokelewa	Fedha Zilizodhinishwa	Fedha Zilizopokelewa	Fedha Zilizodhinishwa	Fedha Zilizopokelewa	Fedha Zilizodhinishwa
7	Kibaha TC	156,250,000	-	90,000,000	-	50,000,000	50,000,000	-	-	20,000,000	-	60,000,000	60,000,000
	Kibaha DC	56,250,000	-	-	-	200,000,000	200,000,000	-	-	-	-	120,000,000	120,000,000
	Kisarawe DC	200,000,000	-	100,000,000	-	100,000,000	100,000,000	-	-	-	-	250,000,000	250,000,000
	Mafia DC	156,250,000	-	180,000,000	-	100,000,000	100,000,000	-	-	-	-	180,000,000	180,000,000
	Mkuranga DC	156,250,000	-	156,250,000	-	50,000,000	190,000,000	-	-	-	-	140,000,000	140,000,000
	Rufiji DC	156,250,000	-	300,000,000	-	700,000,000	840,000,000	-	-	20,000,000	-	1,010,000,000	870,000,000
	<b>Jumla Nidogo</b>	<b>1,193,750,000</b>	<b>312,500,000</b>	<b>300,000,000</b>	<b>700,000,000</b>	<b>840,000,000</b>	<b>20,000,000</b>	<b>20,000,000</b>	<b>20,000,000</b>	<b>20,000,000</b>	<b>20,000,000</b>	<b>220,000,000</b>	<b>220,000,000</b>
	DODOMA												
	Bahi DC	156,250,000	180,000,000	180,000,000	180,000,000	180,000,000	180,000,000	180,000,000	180,000,000	180,000,000	180,000,000	180,000,000	180,000,000
	Chamwino DC	156,250,000	180,000,000	180,000,000	180,000,000	180,000,000	180,000,000	180,000,000	180,000,000	180,000,000	180,000,000	180,000,000	180,000,000
Chemba DC	156,250,000	180,000,000	180,000,000	180,000,000	180,000,000	180,000,000	180,000,000	180,000,000	180,000,000	180,000,000	180,000,000	180,000,000	
Dodoma CC	56,250,000	180,000,000	180,000,000	180,000,000	180,000,000	180,000,000	180,000,000	180,000,000	180,000,000	180,000,000	180,000,000	180,000,000	
Kondoa DC	156,250,000	180,000,000	180,000,000	180,000,000	180,000,000	180,000,000	180,000,000	180,000,000	180,000,000	180,000,000	180,000,000	180,000,000	
Kondoa TC	31,250,000	180,000,000	180,000,000	180,000,000	180,000,000	180,000,000	180,000,000	180,000,000	180,000,000	180,000,000	180,000,000	180,000,000	
Korwa DC	156,250,000	180,000,000	180,000,000	180,000,000	180,000,000	180,000,000	180,000,000	180,000,000	180,000,000	180,000,000	180,000,000	180,000,000	
Korwa DC	156,250,000	180,000,000	180,000,000	180,000,000	180,000,000	180,000,000	180,000,000	180,000,000	180,000,000	180,000,000	180,000,000	180,000,000	
Mwanawa DC	156,250,000	180,000,000	180,000,000	180,000,000	180,000,000	180,000,000	180,000,000	180,000,000	180,000,000	180,000,000	180,000,000	180,000,000	
<b>Jumla Nidogo</b>	<b>1,025,000,000</b>	<b>1,440,000,000</b>	<b>1,440,000,000</b>	<b>1,440,000,000</b>	<b>1,500,000,000</b>	<b>150,000,000</b>	<b>150,000,000</b>	<b>150,000,000</b>	<b>20,000,000</b>	<b>20,000,000</b>	<b>20,000,000</b>	<b>220,000,000</b>	
IRINGA													
Iringa DC	156,250,000	180,000,000	180,000,000	180,000,000	180,000,000	180,000,000	180,000,000	180,000,000	180,000,000	180,000,000	180,000,000	180,000,000	
Iringa MC	143,750,000	180,000,000	180,000,000	180,000,000	180,000,000	180,000,000	180,000,000	180,000,000	180,000,000	180,000,000	180,000,000	180,000,000	
Ng'ara DC	112,500,000	112,500,000	30,000,000	30,000,000	30,000,000	30,000,000	30,000,000	30,000,000	30,000,000	30,000,000	30,000,000	30,000,000	
Ndanda DC	81,250,000	81,250,000	-	-	-	-	-	-	-	-	-	-	
Ndanda TC	156,250,000	156,250,000	-	-	100,000,000	100,000,000	100,000,000	100,000,000	100,000,000	100,000,000	100,000,000	100,000,000	
<b>Jumla Nidogo</b>	<b>650,000,000</b>	<b>506,250,000</b>	<b>210,000,000</b>	<b>210,000,000</b>	<b>100,000,000</b>	<b>100,000,000</b>	<b>100,000,000</b>	<b>100,000,000</b>	<b>40,000,000</b>	<b>40,000,000</b>	<b>20,000,000</b>	<b>240,000,000</b>	
9													
KIGOMA													
Bungwe DC	143,750,000	180,000,000	180,000,000	180,000,000	180,000,000	180,000,000	180,000,000	180,000,000	180,000,000	180,000,000	180,000,000	180,000,000	
Kakonko DC	37,500,000	37,500,000	-	-	-	-	-	-	-	-	-	-	
Kasulu DC	18,750,000	-	-	-	-	-	-	-	-	-	-	-	
Kasulu TC	137,500,000	-	90,000,000	90,000,000	90,000,000	90,000,000	90,000,000	90,000,000	90,000,000	90,000,000	90,000,000	90,000,000	
Kibondo DC	62,500,000	-	-	-	-	-	-	-	-	-	-	-	
Kigoma DC	156,250,000	-	-	-	-	-	-	-	-	-	-	-	
Kigoma MC	43,750,000	-	-	-	-	-	-	-	-	-	-	-	
Liviza DC	156,250,000	-	180,000,000	180,000,000	180,000,000	180,000,000	180,000,000	180,000,000	180,000,000	180,000,000	180,000,000	180,000,000	
<b>Jumla Nidogo</b>	<b>756,250,000</b>	<b>37,500,000</b>	<b>450,000,000</b>	<b>450,000,000</b>	<b>450,000,000</b>	<b>50,000,000</b>	<b>50,000,000</b>	<b>50,000,000</b>	<b>50,000,000</b>	<b>50,000,000</b>	<b>20,000,000</b>	<b>120,000,000</b>	
10													
KILIMANJARO													
Hai DC	56,250,000	30,000,000	30,000,000	30,000,000	30,000,000	30,000,000	30,000,000	30,000,000	30,000,000	30,000,000	30,000,000	30,000,000	
Moshi DC	37,500,000	60,000,000	60,000,000	60,000,000	60,000,000	60,000,000	60,000,000	60,000,000	60,000,000	60,000,000	60,000,000	60,000,000	
Moshi MC	50,000,000	-	-	-	-	-	-	-	-	-	-	-	
Mwanza DC	37,500,000	180,000,000	180,000,000	180,000,000	180,000,000	180,000,000	180,000,000	180,000,000	180,000,000	180,000,000	180,000,000	180,000,000	
Rombo DC	118,750,000	-	180,000,000	180,000,000	180,000,000	180,000,000	180,000,000	180,000,000	180,000,000	180,000,000	180,000,000	180,000,000	
Same DC	56,250,000	-	180,000,000	180,000,000	180,000,000	180,000,000	180,000,000	180,000,000	180,000,000	180,000,000	180,000,000	180,000,000	
Sihia DC	156,250,000	-	-	-	-	-	-	-	-	-	-	-	
<b>Jumla Nidogo</b>	<b>512,500,000</b>	<b>450,000,000</b>	<b>450,000,000</b>	<b>450,000,000</b>	<b>250,000,000</b>	<b>250,000,000</b>	<b>250,000,000</b>	<b>250,000,000</b>	<b>20,000,000</b>	<b>20,000,000</b>	<b>20,000,000</b>	<b>260,000,000</b>	
LINDI													
Kliva DC	106,250,000	106,250,000	90,000,000	90,000,000	90,000,000	90,000,000	90,000,000	90,000,000	90,000,000	90,000,000	90,000,000	90,000,000	
Mtwara DC	143,750,000	143,750,000	-	-	-	-	-	-	-	-	-	-	
Lindi MC	137,500,000	137,500,000	-	-	-	-	-	-	-	-	-	-	
Lindi TC	112,500,000	112,500,000	30,000,000	30,000,000	30,000,000	30,000,000	30,000,000	30,000,000	30,000,000	30,000,000	30,000,000	30,000,000	
Nachungwa DC	156,250,000	156,250,000	90,000,000	90,000,000	90,000,000	90,000,000	90,000,000	90,000,000	90,000,000	90,000,000	90,000,000	90,000,000	
Ruangwa DC	81,250,000	81,250,000	180,000,000	180,000,000	180,000,000	180,000,000	180,000,000	180,000,000	180,000,000	180,000,000	180,000,000	180,000,000	

NA	MKO/A HALIMASHAURI	UKAMILISHAJI WA YUMBA VYA MADARASA SHULE ZA MSINGI		UKAMILISHAJI WA YUMBA VYA MABARRA ZA SAYANSI		UKAMILISHAJI WA MABWALO- SEKONDARI		UKAMILISHAJI WA MABWALO- MSINGI		UKAMILISHAJI WA BWENI SHULE MSINGI MAALUM		UKAMILISHAJI WA BWENI SEKONDARI		
		Fedha Zilizopokelewa	Fedha Zilizodhinishwa	Fedha Zilizopokelewa	Fedha Zilizodhinishwa	Fedha Zilizopokelewa	Fedha Zilizodhinishwa	Fedha Zilizopokelewa	Fedha Zilizodhinishwa	Fedha Zilizopokelewa	Fedha Zilizodhinishwa	Fedha Zilizopokelewa	Fedha Zilizodhinishwa	
12	Jumla Ndogo	737,500,000	737,500,000	390,000,000	390,000,000	50,000,000	50,000,000	90,000,000	90,000,000	20,000,000	130,000,000	320,000,000	320,000,000	
	MARA	-	-	-	-	-	-	-	-	-	-	-	-	
	Bunda DC	156,250,000	156,250,000	60,000,000	60,000,000	100,000,000	100,000,000	-	-	-	-	80,000,000	80,000,000	
	Bunda TC	150,000,000	150,000,000	-	-	-	-	-	-	-	-	20,000,000	20,000,000	
	Butiana DC	156,250,000	156,250,000	180,000,000	180,000,000	-	-	-	-	-	-	20,000,000	20,000,000	
	Misoma DC	156,250,000	156,250,000	180,000,000	180,000,000	-	-	-	-	-	-	100,000,000	100,000,000	
	Misoma MC	131,250,000	131,250,000	30,000,000	30,000,000	-	-	-	-	-	-	-	-	
	Rova DC	156,250,000	156,250,000	180,000,000	180,000,000	-	-	-	-	-	-	20,000,000	20,000,000	
	Serengeti DC	156,250,000	156,250,000	30,000,000	30,000,000	-	-	-	-	-	-	100,000,000	100,000,000	
	Tarime DC	156,250,000	156,000,000	-	-	-	-	-	-	-	-	-	-	
	Tarime TC	62,500,000	62,500,000	-	-	-	-	-	-	-	-	20,000,000	20,000,000	
	Jumla Ndogo	1,281,250,000	468,500,000	660,000,000	420,000,000	100,000,000	100,000,000	100,000,000	100,000,000	20,000,000	340,000,000	220,000,000	220,000,000	
13	MBEYA	-	-	-	-	-	-	-	-	-	-	-	-	
	Bushale DC	100,000,000	100,000,000	-	-	50,000,000	50,000,000	-	-	-	-	40,000,000	40,000,000	
	Chunya DC	156,250,000	156,250,000	-	-	-	-	-	-	-	-	-	-	
	Kyaa DC	143,750,000	143,750,000	-	-	-	-	-	-	-	-	40,000,000	40,000,000	
	Mbarali DC	143,750,000	143,750,000	-	-	-	-	-	-	-	-	60,000,000	60,000,000	
	Mhaya CC	143,750,000	143,750,000	30,000,000	30,000,000	100,000,000	100,000,000	-	-	-	-	40,000,000	40,000,000	
	Mhaya DC	156,250,000	156,250,000	60,000,000	60,000,000	150,000,000	150,000,000	-	-	-	-	40,000,000	40,000,000	
	Ruvu DC	156,250,000	156,250,000	100,000,000	100,000,000	100,000,000	100,000,000	-	-	-	-	80,000,000	80,000,000	
	Jumla Ndogo	1,000,000,000	312,500,000	90,000,000	60,000,000	400,000,000	200,000,000	200,000,000	200,000,000	-	-	300,000,000	180,000,000	
	14	MKURIGORO	-	-	-	-	-	-	-	-	-	-	-	-
		Gezo DC	166,250,000	166,250,000	-	-	-	-	-	-	-	-	40,000,000	40,000,000
		Ikara TC	62,500,000	62,500,000	-	-	-	-	-	-	-	-	-	-
Mimba DC		156,250,000	156,250,000	-	-	-	-	-	-	-	-	20,000,000	20,000,000	
Krossa DC		156,250,000	156,250,000	-	-	-	-	-	-	-	-	-	-	
Naindy DC		125,000,000	125,000,000	-	-	-	-	-	-	-	-	20,000,000	20,000,000	
Morogoro DC		218,750,000	218,750,000	180,000,000	180,000,000	-	-	-	-	-	-	-	-	
Morogoro MC		81,250,000	81,250,000	-	-	-	-	-	-	-	-	40,000,000	40,000,000	
Mvomoni DC		156,250,000	156,250,000	30,000,000	30,000,000	-	-	-	-	-	-	40,000,000	40,000,000	
Ujuzga DC		125,000,000	125,000,000	-	-	-	-	-	-	-	-	20,000,000	20,000,000	
Jumla Ndogo		1,237,500,000	125,000,000	210,000,000	210,000,000	-	-	-	-	-	40,000,000	160,000,000	140,000,000	
15		MTWARA	-	-	-	-	-	-	-	-	-	-	-	-
	Masai DC	156,250,000	156,250,000	-	-	-	-	-	-	-	-	60,000,000	60,000,000	
	Masai TC	93,750,000	93,750,000	-	-	-	-	-	-	-	-	-	-	
	Mhara DC	156,250,000	156,250,000	-	-	-	-	-	-	-	-	20,000,000	20,000,000	
	Mhara MC	156,250,000	156,250,000	-	-	-	-	-	-	-	-	40,000,000	40,000,000	
	Narumbi DC	156,250,000	156,250,000	-	-	-	-	-	-	-	-	20,000,000	20,000,000	
	Narumbi TC	50,000,000	50,000,000	60,000,000	60,000,000	-	-	-	-	-	-	40,000,000	40,000,000	
	Nevale DC	81,250,000	81,250,000	-	-	-	-	-	-	-	-	20,000,000	20,000,000	
	Nevale TC	156,250,000	156,250,000	-	-	-	-	-	-	-	-	20,000,000	20,000,000	
	Tandamba DC	156,250,000	156,250,000	-	-	-	-	-	-	-	-	20,000,000	20,000,000	
	Jumla Ndogo	1,162,500,000	768,750,000	60,000,000	60,000,000	-	-	-	-	-	-	220,000,000	260,000,000	
	16	MWANZA	-	-	-	-	-	-	-	-	-	-	-	-
Buchaa DC		156,250,000	156,250,000	30,000,000	30,000,000	-	-	-	-	-	-	360,000,000	360,000,000	
Ikanda MC		150,000,000	150,000,000	120,000,000	120,000,000	-	-	-	-	-	-	20,000,000	20,000,000	
Ikanda DC		156,250,000	156,250,000	30,000,000	30,000,000	-	-	-	-	-	40,000,000	40,000,000	40,000,000	
Kilimo DC		156,250,000	156,250,000	-	-	-	-	-	-	-	-	80,000,000	80,000,000	
Migu DC		156,250,000	156,250,000	90,000,000	90,000,000	-	-	-	-	-	-	20,000,000	20,000,000	
Misingwi DC		156,250,000	156,250,000	-	-	-	-	-	-	-	-	20,000,000	20,000,000	
Mwanza CC		100,000,000	100,000,000	-	-	-	-	-	-	-	-	20,000,000	20,000,000	
Jumla Ndogo		1,100,000,000	1,100,000,000	390,000,000	390,000,000	120,000,000	120,000,000	120,000,000	120,000,000	40,000,000	40,000,000	600,000,000	600,000,000	

NA	MKOA/ HALIMASHAURI	UKAMILISHAJI WA YUIMBA VYA MADARASA SHULE ZA MSINGI		UKAMILISHAJI WA YUIMBA VYA MABARRA ZA SAYANSI		UKAMILISHAJI WA MABWALO- SEKONDARI		UKAMILISHAJI WA MABWALO- MSINGI		UKAMILISHAJI WA BWENI SHULE MSINGI MAALUM		UKAMILISHAJI WA BWENI SEKONDARI	
		Fedha Zilizochiniwa	Fedha Zilizopokelewa	Fedha Zilizochiniwa	Fedha Zilizopokelewa	Fedha Zilizochiniwa	Fedha Zilizopokelewa	Fedha Zilizochiniwa	Fedha Zilizopokelewa	Fedha Zilizochiniwa	Fedha Zilizopokelewa	Fedha Zilizochiniwa	Fedha Zilizopokelewa
17	Sengema DC	156,250,000	-	30,000,000	-	30,000,000	-	-	-	-	-	-	-
	Derevye DC	187,500,000	-	150,000,000	-	150,000,000	-	-	-	-	-	-	-
	<b>Jumla Ndogo</b>	<b>1,218,750,000</b>	<b>312,500,000</b>	<b>450,000,000</b>	<b>450,000,000</b>	<b>450,000,000</b>	<b>450,000,000</b>	<b>60,000,000</b>	<b>40,000,000</b>	<b>60,000,000</b>	<b>40,000,000</b>	<b>580,000,000</b>	<b>580,000,000</b>
	<b>RUVUWA</b>												
	Maraba DC	18,750,000	-	90,000,000	-	90,000,000	-	50,000,000	-	-	-	-	-
	Miraga DC	56,250,000	-	56,250,000	-	56,250,000	-	-	-	-	-	-	-
	Mironga TC	156,250,000	-	-	-	-	-	-	-	-	-	-	-
	Narumoto DC	156,250,000	-	90,000,000	-	90,000,000	-	-	-	-	-	-	-
	Nyasa DC	156,250,000	-	-	-	150,000,000	-	150,000,000	-	-	-	-	80,000,000
	Songea DC	125,000,000	-	-	-	50,000,000	-	50,000,000	-	-	-	-	280,000,000
	Songea MC	156,250,000	-	-	-	-	-	-	-	-	60,000,000	-	60,000,000
	Tunduru DC	156,250,000	-	-	-	-	-	-	-	-	-	-	160,000,000
	<b>Jumla Ndogo</b>	<b>981,250,000</b>	<b>231,250,000</b>	<b>180,000,000</b>	<b>90,000,000</b>	<b>250,000,000</b>	<b>200,000,000</b>	<b>200,000,000</b>	<b>200,000,000</b>	<b>60,000,000</b>	<b>60,000,000</b>	<b>780,000,000</b>	<b>500,000,000</b>
	<b>SHINYANGA</b>												
	Kahama MC	156,250,000	-	-	-	-	-	-	-	-	-	-	-
	Kisumu DC	156,250,000	-	-	-	-	-	-	-	-	-	-	60,000,000
	Msalala DC	56,250,000	-	-	-	50,000,000	-	50,000,000	-	-	-	-	40,000,000
Shinyanga DC	156,250,000	-	360,000,000	-	180,000,000	-	180,000,000	-	-	-	-	40,000,000	
Shinyanga MC	100,000,000	-	-	-	-	-	50,000,000	-	-	150,000,000	-	20,000,000	
Ushah DC	156,250,000	-	-	-	100,000,000	-	100,000,000	-	-	-	-	20,000,000	
<b>Jumla Ndogo</b>	<b>761,250,000</b>	<b>212,500,000</b>	<b>180,000,000</b>	<b>360,000,000</b>	<b>200,000,000</b>	<b>100,000,000</b>	<b>200,000,000</b>	<b>100,000,000</b>	<b>190,000,000</b>	<b>190,000,000</b>	<b>160,000,000</b>	<b>160,000,000</b>	
<b>SINGIDA</b>													
Kurigi DC	143,750,000	-	180,000,000	-	180,000,000	-	-	-	-	-	-	20,000,000	
Iranda DC	156,250,000	-	90,000,000	-	100,000,000	-	100,000,000	-	-	-	-	300,000,000	
Igigi DC	156,250,000	-	90,000,000	-	-	-	-	-	-	-	-	100,000,000	
Mnyoyoi DC	156,250,000	-	-	-	-	-	-	-	-	-	-	40,000,000	
Mwalima DC	156,250,000	-	-	-	-	-	-	-	-	-	-	80,000,000	
Singida DC	137,500,000	-	-	-	250,000,000	-	250,000,000	-	-	110,000,000	-	80,000,000	
Singida MC	156,250,000	-	-	-	-	-	-	-	-	-	-	80,000,000	
<b>Jumla Ndogo</b>	<b>1,062,500,000</b>	<b>143,750,000</b>	<b>360,000,000</b>	<b>270,000,000</b>	<b>350,000,000</b>	<b>350,000,000</b>	<b>350,000,000</b>	<b>350,000,000</b>	<b>110,000,000</b>	<b>110,000,000</b>	<b>680,000,000</b>	<b>580,000,000</b>	
<b>TABORA</b>													
Igunga DC	150,000,000	-	-	-	-	-	-	-	-	-	-	20,000,000	
Kailua DC	187,500,000	-	-	-	50,000,000	-	50,000,000	-	-	-	-	-	
Nzega DC	156,250,000	-	180,000,000	-	180,000,000	-	180,000,000	-	-	-	-	20,000,000	
Nzega TC	25,000,000	-	30,000,000	-	100,000,000	-	100,000,000	-	-	-	-	60,000,000	
Sikonge DC	156,250,000	-	-	-	-	-	-	-	-	-	-	-	
Uvizi DC	218,750,000	-	180,000,000	-	180,000,000	-	180,000,000	-	-	20,000,000	-	140,000,000	
Tabora MC	156,250,000	-	-	-	-	-	-	-	-	-	-	-	
Urambo DC	156,250,000	-	-	-	-	-	-	-	-	-	-	40,000,000	
<b>Jumla Ndogo</b>	<b>1,206,250,000</b>	<b>187,500,000</b>	<b>390,000,000</b>	<b>390,000,000</b>	<b>150,000,000</b>	<b>150,000,000</b>	<b>150,000,000</b>	<b>150,000,000</b>	<b>20,000,000</b>	<b>20,000,000</b>	<b>280,000,000</b>	<b>280,000,000</b>	
<b>TANGA</b>													
Bumbuli DC	75,000,000	-	150,000,000	-	150,000,000	-	-	-	-	-	-	-	
Haresani DC	156,250,000	-	-	-	-	-	-	-	-	-	-	-	
Haresani TC	50,000,000	-	-	-	-	-	-	-	-	-	-	-	
Kifisi DC	156,250,000	-	156,250,000	-	-	-	-	-	-	-	-	-	
Kongwa DC	125,000,000	-	180,000,000	-	180,000,000	-	180,000,000	-	-	20,000,000	-	140,000,000	
Kongwa TC	112,500,000	-	-	-	-	-	-	-	-	-	-	120,000,000	
Lusitno DC	156,250,000	-	180,000,000	-	180,000,000	-	180,000,000	-	-	-	-	40,000,000	
Miraga DC	156,250,000	-	-	-	100,000,000	-	100,000,000	-	-	20,000,000	-	40,000,000	
Miraga MC	151,250,000	-	180,000,000	-	180,000,000	-	180,000,000	-	-	-	-	20,000,000	
Murage DC	131,250,000	-	-	-	180,000,000	-	180,000,000	-	-	60,000,000	-	20,000,000	

NA	MKOAJI HALIMASHAURI	UKAMILISHAJI WA YTUMBA VYA MADARASA SHULE ZA MSINGI		UKAMILISHAJI WA YUMBA VYA MABARRA ZA SAYANSI		UKAMILISHAJI WA MABWALO- SEKONDARI		UKAMILISHAJI WA MABWALO- MSINGI		UKAMILISHAJI WA BWENI SHULE MSINGI MAALUM		UKAMILISHAJI WA BWENI SEKONDARI	
		Fedha Zilizodhinishwa	Fedha Zilizopokelewa	Fedha Zilizodhinishwa	Fedha Zilizopokelewa	Fedha Zilizodhinishwa	Fedha Zilizopokelewa	Fedha Zilizodhinishwa	Fedha Zilizopokelewa	Fedha Zilizodhinishwa	Fedha Zilizopokelewa	Fedha Zilizodhinishwa	Fedha Zilizopokelewa
	Pangani DC	82,500,000	-	-	-	50,000,000	-	-	-	-	-	160,000,000	160,000,000
	Tanga CC	25,000,000	-	-	-	50,000,000	-	-	-	-	-	60,000,000	60,000,000
	<b>Jumla Ndogo</b>	<b>1,206,250,000</b>	<b>156,250,000</b>	<b>690,000,000</b>	<b>350,000,000</b>	<b>350,000,000</b>	<b>120,000,000</b>	<b>20,000,000</b>	<b>120,000,000</b>	<b>20,000,000</b>	<b>20,000,000</b>	<b>580,000,000</b>	<b>580,000,000</b>
22	KAGERA	Biharamulo DC	156,250,000	-	-	-	-	-	-	-	-	-	-
		Bukoba DC	120,000,000	-	-	-	-	-	-	-	-	-	-
		Bukoba DC	125,000,000	-	-	-	-	-	-	-	-	-	-
		Bukoba MC	93,750,000	-	-	-	-	-	-	-	-	-	-
		Karagwe DC	125,000,000	-	-	-	-	-	-	-	-	-	-
		Kyenya DC	156,250,000	-	-	-	-	-	-	-	-	-	-
		Misenyi DC	43,750,000	-	-	-	-	-	-	-	-	-	-
		Muleba DC	187,500,000	-	-	-	-	-	-	-	-	-	-
		Niyaga DC	156,250,000	-	-	-	-	-	-	-	-	-	-
		<b>Jumla Ndogo</b>	<b>1,043,750,000</b>	<b>231,250,000</b>	<b>210,000,000</b>	<b>330,000,000</b>	<b>20,000,000</b>	<b>20,000,000</b>	<b>20,000,000</b>	<b>50,000,000</b>	<b>100,000,000</b>	<b>100,000,000</b>	<b>20,000,000</b>
23	DAR ES SALAAM	DSM CC	6,250,000	-	-	-	-	-	-	-	-	-	-
		Kigamboni MC	-	-	-	-	-	-	-	-	-	-	-
		Kinondoni MC	-	-	-	-	-	-	-	-	-	-	-
		Temeke MC	-	-	-	-	-	-	-	-	-	-	-
		Uhanga MC	156,250,000	-	-	-	-	-	-	-	-	-	-
		<b>Jumla Ndogo</b>	<b>162,500,000</b>	<b>-</b>	<b>-</b>	<b>-</b>	<b>-</b>	<b>-</b>	<b>-</b>	<b>-</b>	<b>-</b>	<b>-</b>	<b>-</b>
24	RUVUMA	Kalambo DC	156,250,000	-	-	-	-	-	-	-	-	-	-
		Ngesi DC	218,750,000	-	-	-	-	-	-	-	-	-	-
		Sunswanga DC	218,750,000	-	-	-	-	-	-	-	-	-	-
		Sunswanga MC	156,250,000	-	-	-	-	-	-	-	-	-	-
		<b>Jumla Ndogo</b>	<b>750,000,000</b>	<b>593,750,000</b>	<b>180,000,000</b>	<b>250,000,000</b>	<b>200,000,000</b>	<b>20,000,000</b>	<b>20,000,000</b>	<b>130,000,000</b>	<b>200,000,000</b>	<b>200,000,000</b>	<b>180,000,000</b>
25	SONGWIE	Ileje DC	156,250,000	-	-	-	-	-	-	-	-	-	-
		Mbozi DC	156,250,000	-	-	-	-	-	-	-	-	-	-
		Mombi DC	156,250,000	-	-	-	-	-	-	-	-	-	-
		Songwe DC	156,250,000	-	-	-	-	-	-	-	-	-	-
		Tunduma TC	156,250,000	-	-	-	-	-	-	-	-	-	-
		<b>Jumla Ndogo</b>	<b>781,250,000</b>	<b>781,250,000</b>	<b>-</b>	<b>-</b>	<b>-</b>	<b>-</b>	<b>-</b>	<b>-</b>	<b>-</b>	<b>120,000,000</b>	<b>400,000,000</b>
26	MANYARA	Bakarati DC	156,250,000	-	-	-	-	-	-	-	-	-	-
		Bakarati TC	50,000,000	-	-	-	-	-	-	-	-	-	-
		Haranza DC	156,250,000	-	-	-	-	-	-	-	-	-	-
		Kilapo DC	156,250,000	-	-	-	-	-	-	-	-	-	-
		Mbulu DC	156,250,000	-	-	-	-	-	-	-	-	-	-
		Mbulu TC	68,750,000	-	-	-	-	-	-	-	-	-	-
		Sinanjo DC	106,250,000	-	-	-	-	-	-	-	-	-	-
		<b>Jumla Ndogo</b>	<b>850,000,000</b>	<b>468,750,000</b>	<b>390,000,000</b>	<b>250,000,000</b>	<b>300,000,000</b>	<b>50,000,000</b>	<b>50,000,000</b>	<b>110,000,000</b>	<b>110,000,000</b>	<b>320,000,000</b>	<b>260,000,000</b>
		<b>Jumla Kuu</b>	<b>23,887,250,000</b>	<b>10,118,500,000</b>	<b>8,130,000,000</b>	<b>4,000,000,000</b>	<b>3,650,000,000</b>	<b>300,000,000</b>	<b>200,000,000</b>	<b>1,280,000,000</b>	<b>8,650,000,000</b>	<b>6,930,000,000</b>	

**Kiambatioho Namba 11**  
**IMWENENDO WA MAKUSANYO YA MAPATO YA NDANI KWA MWAKA WA 2021/22, 2022/23 HADI FEBRUARI, 2023 NA MAKISIO YA MAPATO YA NDANI KWA MWAKA WA FEDHA WA 2023/24**

No.	Mk/oa	2021/22		2022/23		Asilimia	Makisio yaliyodhihishwa Juni, 2022	Makisio yaliyodhihishwa Februari, 2023	Jumla ya makisio	Makisio ya Matumizi ya Maendeleo	Makisio ya Matumizi ya Kawaida
		Makisio yaliyodhihishwa Juni, 2022	Magato halisi hadi Juni, 2022	Asilimia	Makisio yaliyodhihishwa Februari, 2023						
1	Karavi	3,577,000.00	3,460,906,782.76	97	3,579,400,000.00	2,414,925,614.80	47	3,397,340,000	1,281,896,000	2,655,444,000	
2	Mpanda MC	4,448,338,801	4,452,617,529.88	100	4,448,338,801	2,974,066,818.20	66	6,532,409,650	2,414,179,825	4,118,229,825	
3	Tanganika DC	1,191,000.00	1,421,815,379.66	119	1,327,189,000.00	1,005,460,532.40	76	1,392,000,000	217,359,200	1,174,641,800	
4	Miale DC	957,000.00	1,774,087,420.79	185	1,569,791,950.00	1,145,910,729.65	73	2,177,920,000	340,000,000	1,837,920,000	
5	Mombwa DC	1,973,554,176	2,540,837,069.99	129	1,768,800,000.00	1,399,683,143.29	79	2,181,000,000	400,000,000	1,781,000,000	
6	Jumla ndogo	12,446,892,977	13,649,866,204	112	14,518,602,074	8,940,077,038	62	16,220,669,650	4,633,434,025	11,567,235,625	
7	Sinuu	2,924,000.00	3,018,493,009.35	103	3,256,400,000.00	2,160,454,305.62	63	3,370,374,000	1,151,944,000	2,218,430,000	
8	Beradi DC	1,951,000.00	2,044,130,711.57	104	2,173,086,460.00	1,369,843,807.13	63	2,261,664,836	383,105,632	1,878,559,184	
9	Mwani DC	2,777,000.00	2,841,640,098.33	102	4,106,681,948.00	2,157,917,566.36	52	4,954,133,653	1,258,468,722	2,999,665,031	
10	Mwani DC	2,744,000.00	2,745,041,607.39	100	2,831,000,000.00	2,113,729,769.14	75	2,630,469,000	609,275,650	1,931,193,000	
11	Buseba DC	2,064,000.00	2,042,653,322.68	99	2,270,400,000.00	1,337,294,037.44	59	2,240,864,000	395,632,800	1,845,031,200	
12	Jumla ndogo	13,977,000.00	13,947,444,780.79	100	16,579,676,408	10,833,421,612.34	63	16,926,949,800	286,223,900	14,640,725,900	
13	Njombe TC	8,137,412,513	8,473,310,686.44	104	7,773,619,280.00	4,529,306,645.25	58	9,378,952,411	3,854,333,087	5,524,619,324	
14	Nakamwao TC	3,228,000.00	3,074,138,496.35	95	3,538,070,000.00	2,103,306,684.75	57	4,047,450,000	1,300,000,000	2,747,450,000	
15	Njombe DC	3,443,600,000	3,969,286,407.91	115	3,787,960,000.00	1,918,487,510.78	51	4,367,735,600	1,667,710,320	2,696,025,480	
16	Ludewa DC	2,237,000.00	2,323,981,840.68	104	2,460,700,000.00	1,616,602,289.25	66	3,598,309,100	489,759,000	3,098,550,100	
17	Makete DC	2,887,000.00	3,888,132,651.45	130	3,000,320,000.00	1,988,486,518.39	66	4,047,000,000	1,368,000,000	2,679,000,000	
18	Wangungombe DC	4,189,000.00	4,186,701,020.13	100	4,387,900,000.00	2,480,852,912.38	57	4,865,981,000	1,400,230,000	3,465,751,000	
19	Jumla ndogo	24,222,012,513	25,915,515,043	107	24,948,568,280	14,337,044,571	58	30,291,498,311	10,680,032,407	20,211,465,904	
20	Geta	10,254,000,000	9,024,149,589.59	88	11,280,900,000.00	8,331,964,118.77	74	14,043,539,070	5,660,063,442	8,383,475,628	
21	Geta DC	5,168,000,000	5,186,022,221.22	100	5,135,900,000.00	4,368,676,660.50	85	6,774,614,317	2,534,798,320	4,239,815,997	
22	Bukome DC	2,347,000,000	2,383,111,563.77	102	2,663,200,000.00	1,678,987,909.63	63	2,993,791,335	699,323,600	2,294,467,735	
23	Chato DC	3,396,000,000	3,396,956,972.66	100	4,395,600,000.00	1,798,956,869.70	41	4,438,556,000	1,170,392,400	3,268,173,600	
24	Mkwoga DC	2,893,000,000	2,350,967,605.65	98	3,017,016,000.00	1,539,695,661.49	51	3,054,211,000	561,942,950	2,492,268,050	
25	Nyanungwale DC	2,277,947,659.29	2,277,947,659.29	100	2,618,017,289.00	2,382,770,897.74	91	3,207,469,106	506,597,821	2,700,871,285	
26	Jumla ndogo	26,652,533,145	24,911,194,612	93	29,110,217,289	20,100,690,118	69	34,513,210,828	11,133,108,533	23,380,102,295	
27	Anasha	23,295,000,000	24,331,733,660.59	104	30,537,000,000.00	18,284,277,049.48	60	48,978,751,498	30,364,916,626	18,614,832,872	
28	Mwani DC	1,250,000,000	2,905,558,008.29	111	2,945,541,916.00	1,940,642,113.90	75	2,676,035,970	744,045,222	1,931,990,748	
29	Nyungu DC	1,890,000,000	1,824,864,075.24	97	3,027,200,000.00	887,213,690.33	33	3,101,200,000	484,265,200	2,616,934,800	
30	Karavi DC	3,169,000,000	4,746,042,686.11	111	4,462,036,800.00	2,383,093,976.32	53	5,546,011,555	1,542,328,150	4,013,683,405	
31	Mwani DC	3,694,000,000	3,729,026,971.66	101	6,704,927,651.00	4,102,988,427.52	60	6,904,130,570	1,502,680,036	5,214,450,534	
32	Anasha DC	2,383,000,000	3,837,266,172.63	88	4,521,300,000.00	2,651,235,549.44	59	5,600,975,685	1,145,867,760	4,344,107,925	
33	Longido DC	2,238,000,000	1,837,235,363.63	82	2,493,717,000.00	1,444,555,117.31	58	3,035,073,000	454,066,270	2,580,997,730	
34	Jumla ndogo	41,810,000,000	42,811,732,968	102	45,117,777,347	32,104,068,044	56	75,643,191,077	36,339,670,133	39,300,520,944	
35	Kibaha TC	5,206,482,271	5,362,402,890.29	103	5,659,345,596.48	3,683,719,383.79	76	7,534,994,236	2,691,851,200	4,843,143,036	
36	Begamoyo DC	3,140,000,000	4,322,514,325.19	113	4,600,000,000.00	2,852,813,027.12	64	5,892,530,000	1,215,123,411	4,677,406,589	
37	Mafia DC	1,682,000,000	1,893,715,920.98	110	1,889,205,800.00	1,308,177,802.76	70	2,267,250,700	331,917,334	1,935,333,436	
38	Kisarawe DC	3,017,000,000	3,178,272,227.41	112	3,759,935,000.00	2,222,663,109.41	59	4,759,935,000	1,000,000,000	3,759,935,000	

No.	Mkwal Halmashauri	2021/22		2022/23		Makisio ya mwaka wa Fedha wa 2023/24		Makisio ya Matumizi ya Maendeleo		Makisio ya Matumizi ya Kawa	
		Makisio yaliyohitaniwa Juni, 2022	Makisio yaliyohitaniwa Juni, 2022	Makisio yaliyohitaniwa Februari, 2023	Makisio yaliyohitaniwa Februari, 2023	Asilimia	Asilimia	Jumla ya makisio	Makisio ya Matumizi ya Maendeleo	Makisio ya Matumizi ya Kawa	Jumla ya Matumizi ya Kawa
35	Kibaha DC	1,886,000,000	4,664,353,135.79	247	2,405,056,768.00	72	2,892,172,869	692,000,000	1,910,172,869	1,910,172,869	1,910,172,869
36	Rujiji DC	4,157,000,000	6,040,750,012.50	145	3,710,185,459.00	86	5,132,540,000	1,670,800,000	3,461,740,000	3,461,740,000	3,461,740,000
37	Mwaruda DC	8,344,459,000	10,011,686,867.61	120	10,508,800,000.00	89	5,886,316,671.73	3,450,514,976	6,47,169,700	7,203,404,276	7,203,404,276
38	Chalinze DC	10,728,000,000	10,240,671,686.32	92	13,615,800,000.00	66	7,604,206,583.51	15,677,765,800	7,122,115,460	8,546,670,340	8,546,670,340
39	Kibiti DC	2,275,559,730	2,785,277,178	122	2,516,231,930.00	122	1,639,216,409.15	3,554,206,537	1,000,000,000	2,554,206,537	2,554,206,537
40	Jumla ndogo	41,208,500,001	48,689,972,303	118	48,478,339,563	30,883,486,498	64	61,138,589,188	21,970,977,105	39,168,612,083	39,168,612,083
41	Dodoma DC	43,407,972,746	45,108,955,937.00	103	55,127,600,000.00	28,143,532,837.30	51	58,640,360,000	31,785,408,814	26,854,950,187	26,854,950,187
42	Konza TC	1,559,000,000	1,638,930,489.32	103	1,659,800,000.00	1,659,800,000.00	64	1,811,666,300	735,216,200	1,689,452,960	1,689,452,960
43	Mwanga DC	1,537,000,000	1,429,004,539.26	92	1,701,700,000.00	1,034,411,995.79	61	1,765,256,500	278,141,500	1,487,115,000	1,487,115,000
44	Vwawa DC	2,537,000,000	1,935,238,708.58	87	2,839,300,000.00	663,445,274.91	34	2,949,478,350	625,051,360	2,324,427,010	2,324,427,010
45	Kwana DC	3,237,000,000	3,536,935,048.23	110	4,607,340,000.00	2,486,675,583.51	54	4,786,396,800	1,243,954,760	3,542,442,040	3,542,442,040
46	Beti DC	1,700,000,000	1,465,705,645.15	86	1,870,000,000.00	1,010,429,241.11	77	2,032,000,000	394,200,000	1,937,800,000	1,937,800,000
47	Chimwa DC	2,106,000,000	2,473,656,036.77	117	3,000,000,000.00	2,520,703,532.28	54	3,106,000,000	736,000,000	2,370,000,000	2,370,000,000
48	Jumla ndogo	1,640,000,000	1,972,344,959.84	107	1,924,880,000.81	1,244,880,000.81	65	2,265,959,700	373,127,200	1,892,832,500	1,892,832,500
49	Iringa DC	4,857,000,000	5,018,842,874.21	101	4,792,700,000.00	1,977,170,749.21	40	4,975,844,937	1,629,689,487	3,346,155,450	3,346,155,450
50	Mfinga TC	3,882,000,000	6,306,232,257.76	127	5,461,500,000.00	3,413,493,942.75	63	5,652,652,800	2,751,391,500	2,901,261,300	2,901,261,300
51	Mufindi DC	6,530,000,000	8,232,855,394.61	126	7,251,321,245.30	3,745,066,932.81	52	8,344,568,128	4,010,950,980	4,333,977,148	4,333,977,148
52	Kibho DC	4,533,000,000	3,539,606,092.51	81	4,970,349,979.00	1,977,170,749.21	40	4,975,844,937	1,629,689,487	3,346,155,450	3,346,155,450
53	Jumla ndogo	24,687,000,000	26,519,253,431	107	26,744,971,224	14,297,153,354	53	30,048,361,754	12,643,665,174	17,404,916,580	17,404,916,580
54	Kigoma MC	2,800,000,000	2,721,485,165.10	97	3,300,000,000.00	1,936,605,679.02	59	3,333,000,000	1,230,240,000	2,102,760,000	2,102,760,000
55	Kasulu TC	2,287,000,000	2,405,737,056.89	105	2,316,000,000.00	1,592,526,850.95	69	2,397,060,000	352,812,000	2,044,248,000	2,044,248,000
56	Kasulu DC	719,000,000	692,058,020.99	96	1,120,142,675.00	579,496,714.51	52	1,133,584,716	166,124,931	967,459,785	967,459,785
57	Katondo DC	2,892,000,000	2,649,348,896.14	92	3,181,543,000.00	1,659,096,288.36	52	3,297,037,005	977,190,802	2,319,846,203	2,319,846,203
58	Kakonko DC	2,705,000,000	2,473,108,996.08	91	2,975,654,000.00	1,278,346,138.90	56	2,977,441,824	744,561,531	2,232,880,296	2,232,880,296
59	Bulawa DC	1,039,000,000	1,063,168,015.60	102	1,142,499,600.00	860,219,639.13	76	1,449,892,854	217,680,869	1,232,211,986	1,232,211,986
60	Uyana DC	835,000,000	880,248,319.78	105	1,065,881,000.00	693,401,300.19	65	1,067,802,840	185,940,568	903,762,272	903,762,272
61	Jumla ndogo	15,229,000,000	16,447,285,849	96	17,268,445,275	10,286,854,381	60	17,845,227,604	4,226,513,373	13,618,715,231	13,618,715,231
62	Moshi MC	6,460,000,000	7,570,342,094.02	117	8,544,451,940.00	4,970,477,014.85	58	8,926,301,659	4,330,686,200	4,446,616,458	4,446,616,458
63	Moshi DC	3,187,000,000	3,310,626,228.86	88	4,165,700,000.00	1,985,846,992.02	48	4,959,297,000	639,636,500	3,299,657,000	3,299,657,000
64	Moshi DC	3,699,000,000	3,667,891,569.53	94	4,820,000,000.00	2,125,545,273.34	48	4,777,073,000	1,191,200,000	2,863,750,000	2,863,750,000
65	Seme DC	2,441,000,000	2,970,571,358.47	105	2,897,678,272.00	2,655,865,539.75	95	2,625,289,842	823,064,279	2,006,195,563	2,006,195,563
66	Seme DC	3,186,000,000	2,939,407,442.91	97	3,295,285,351.00	2,488,052,297.97	53	3,026,299,882	850,745,138	2,177,540,424	2,177,540,424
67	Mwanga DC	3,186,000,000	3,074,421,566.23	97	3,419,300,000.00	1,796,162,963.38	53	3,476,974,983	1,004,547,842	2,472,427,151	2,472,427,151
68	Sine DC	1,532,000,000	1,779,879,988.76	116	1,974,360,000.00	1,179,693,539.40	60	2,054,960,000	253,865,280	1,781,496,720	1,781,496,720
69	Jumla ndogo	23,873,000,000	24,512,965,905	103	28,208,850,248	16,971,785,561	59	28,947,553,075	9,443,659,359	19,503,893,716	19,503,893,716
70	Lindi	2,850,000,000	2,578,048,116.81	90	3,135,000,000.00	1,844,919,599.92	59	3,448,500,000	1,092,520,000	2,355,980,000	2,355,980,000
71	Nachingwea DC	4,002,000,000	3,985,847,536.48	85	4,980,498,000.00	3,842,272,099.48	61	5,327,334,600	1,110,901,200	4,216,433,400	4,216,433,400
72	Kiwa DC	5,800,000,000	6,147,819,387.29	70	6,861,127,000.00	4,088,646,042.68	63	6,894,367,200	2,146,599,000	4,748,775,200	4,748,775,200
73	Liwale DC	3,584,000,000	3,078,184,523.68	80	4,239,400,000.00	2,663,968,796.69	61	4,597,552,800	1,212,227,200	3,385,325,600	3,385,325,600
74	Mwanga DC	2,161,441,611	2,037,636,546.48	84	3,018,400,000.00	1,057,272,782.25	35	3,019,909,200	367,481,840	2,652,427,360	2,652,427,360
75	Nachingwea DC	4,861,000,000	4,427,887,350.96	94	5,167,000,000.00	3,338,337,915.84	54	5,654,250,900	1,642,875,000	4,011,375,900	4,011,375,900
76	Jumla ndogo	23,328,441,611	20,280,323,462	87	27,301,615,000	15,635,329,236	57	28,935,914,700	7,571,597,330	21,364,317,370	21,364,317,370

Na.	Mkwal Halmashauri	2021/22		2022/23		Makisio ya Mwaka wa Fedha wa 2023/24		Makisio ya Matumizi ya Maendeleo	
		Makisio yaliyodhihishwa	Mgato halisi hadi Juni, 2022	Asilimia	Makisio yaliyodhihishwa	Mgato halisi hadi Februari, 2023	Asilimia	Jumla ya makisio	Makisio ya Matumizi ya Maendeleo
74	Mwara MC	2,939,000,000	2,927,156,175.66	96	4,223,139,000.00	1,102,389,423.06	4,265,369,380	932,271,122	3,333,098,258
75	Tarime TC	1,950,000,000	1,927,012,008.18	99	2,398,000,000.00	1,684,396,538.15	3,011,904,000	387,666,000	2,624,238,000
76	Burudi TC	1,459,000,000	1,426,996,393.94	105	1,892,125,000.00	1,231,337,480.44	2,956,460,000	291,676,000	1,766,804,000
77	Burudi DC	1,776,000,000	1,736,797,331.66	105	1,954,700,000.00	1,212,545,443.45	2,956,677,350	329,756,470	1,626,921,880
78	Serengeti DC	1,750,000,000	1,523,203,452.35	87	1,933,900,000.00	1,212,456,766.84	2,178,229,560	351,373,590	1,826,855,970
79	Mwanza DC	2,800,244,000	3,168,910,695.64	114	3,913,900,000.00	1,756,027,917.90	3,916,773,930	538,368,627	3,377,405,304
80	Tarime DC	1,340,000,000	1,318,465,949.83	93	2,935,400,000.00	1,423,429,409.02	3,222,859,000	4,211,015,400	4,011,843,800
81	Bura DC	1,980,000,000	1,974,487,804.83	93	2,935,400,000.00	1,423,429,409.02	3,222,859,000	251,122,280	1,973,736,720
82	Burudi DC	1,545,000,000	1,468,760,227.66	95	1,700,600,000.00	1,164,636,391.37	1,920,611,188	316,650,378	1,604,960,810
	<b>Jumla ndogo</b>	<b>22,813,244,000</b>	<b>21,939,515,080</b>	<b>96</b>	<b>27,369,665,000</b>	<b>16,850,545,480</b>	<b>29,193,361,738</b>	<b>7,610,931,266</b>	<b>21,581,430,472</b>
83	Mtwara CC	16,610,000,000	15,228,194,185.14	92	18,271,000,000.00	13,065,295,240.99	19,464,800,000	9,480,135,000	10,004,665,000
84	Chunya DC	4,847,000,000	5,113,592,461.71	106	5,530,600,000.00	4,162,697,477.02	7,181,035,380	1,818,035,320	3,724,654,980
85	Kyaga DC	3,894,000,000	3,933,405,784.44	101	4,481,365,377.80	3,181,175,928.01	4,949,405,200	1,389,727,680	3,559,671,520
86	Kyaga DC	4,173,000,000	4,778,624,323.14	109	4,910,300,000.00	2,828,025,288.55	4,976,660,540	1,655,744,200	3,320,916,340
87	Rungwe DC	5,306,000,000	5,521,027,395.21	104	6,131,460,298.00	2,102,179,537.50	6,779,615,400	2,084,966,485	4,094,648,915
88	Mtwara DC	5,228,400,000	6,241,294,696.10	105	6,699,575,000.00	3,452,510,040.39	6,750,801,000	1,693,600,800	5,057,200,200
89	Bushalelo DC	1,894,000,000	1,455,295,127.42	91	1,813,245,118.63	1,098,050,071.65	2,000,000,000	274,352,040	1,725,647,960
	<b>Jumla ndogo</b>	<b>42,542,400,000</b>	<b>42,271,940,874</b>	<b>99</b>	<b>47,537,728,694</b>	<b>30,619,847,524</b>	<b>49,766,640,000</b>	<b>18,317,169,525</b>	<b>31,449,470,875</b>
90	Songwe	7,636,000,000	8,593,720,699.93	113	8,399,600,000.00	9,164,639,388.81	13,764,900,000	7,852,368,000	5,912,532,000
91	Tunduma TC	1,716,235,900	1,754,156,118.43	102	1,800,000,000.00	1,039,980,200.89	1,866,517,882	338,189,576	1,528,328,306
92	Mtoto DC	3,647,000,000	3,781,516,854.24	124	3,927,866,181.00	3,120,821,655.08	5,025,504,609	1,744,266,422	3,281,238,387
93	Ileje DC	1,403,000,000	1,786,646,700.63	127	1,833,183,445.00	1,873,620,247.69	1,920,251,520	321,800,264	1,598,451,256
94	Songwe DC	3,150,000,000	2,983,810,903.51	95	3,466,100,000.00	1,765,166,415.06	4,204,251,000	1,594,405,928	2,609,845,072
	<b>Jumla ndogo</b>	<b>16,932,235,900</b>	<b>18,899,853,277</b>	<b>111</b>	<b>19,426,746,626</b>	<b>16,864,226,898</b>	<b>26,781,425,211</b>	<b>11,851,030,191</b>	<b>14,930,395,021</b>
95	Mocimoro MC	10,256,201,190	9,353,472,187.90	91	12,654,400,000.00	8,663,295,660.54	13,185,260,000	6,536,850,605	6,648,429,395
96	Ikaaka TC	3,927,000,000	4,898,807,827.07	125	4,583,750,100.00	3,017,888,609.85	5,718,826,600	1,808,269,320	3,910,557,280
97	Mocimoro DC	3,326,000,000	5,268,142,339.65	158	3,329,700,000.00	5,664,202,694.93	5,974,763,180	2,173,913,272	3,800,849,908
98	Kilelesh DC	5,240,000,000	5,093,904,195.41	97	5,764,000,000.00	3,347,162,482.38	6,628,600,000	1,975,954,109	4,652,649,891
99	Mwanga DC	2,632,000,000	3,768,332,592.66	102	3,703,700,000.00	3,513,765,632.28	4,857,558,848	1,681,321,539	3,176,237,309
100	Mwanga DC	2,626,000,000	2,626,248,918.45	100	2,625,200,000.00	1,924,986,795.22	3,076,480,000	1,000,000,000	2,076,480,000
101	Mocimoro DC	3,596,000,000	2,979,625,699.32	83	3,965,600,000.00	2,064,640,311.53	4,548,940,000	1,277,187,553	3,271,752,447
102	Gairo DC	1,620,000,000	1,115,892,889.27	68	1,678,644,000.00	653,674,132.66	1,920,444,600	246,698,100	1,673,746,500
103	Mtany DC	2,693,000,000	2,382,026,545.52	89	2,863,300,000.00	2,167,374,849.76	3,650,000,000	1,240,365,901	2,409,714,099
	<b>Jumla ndogo</b>	<b>36,497,281,190</b>	<b>37,276,236,490</b>	<b>102</b>	<b>41,208,294,100</b>	<b>30,607,365,100</b>	<b>49,424,909,928</b>	<b>17,989,866,419</b>	<b>31,431,042,809</b>
104	Mwara MC	3,849,957,357.22	4,565,000,000.00	78	5,445,000,000.00	2,856,465,272.11	5,989,500,000	1,981,255,000	4,008,245,000
105	Mtasa TC	2,967,057,920.10	3,899,637,732.13	106	2,770,000,000.00	1,859,637,732.13	3,868,736,404	872,996,562	2,995,739,842
106	Nyanyamba TC	2,151,000,000	2,435,313,311.42	106	2,675,612,000.00	1,561,264,346.06	2,676,396,740	2,094,486,724	2,057,362,474
107	Nyanyamba TC	2,051,000,000	1,956,512,263.31	107	2,265,881,100.00	1,394,636,983.87	2,774,864,568	777,484,468	2,007,382,474
108	Mwara DC	2,835,000,000	3,028,087,573.90	107	3,118,177,000.00	2,834,056,674.06	3,227,314,000	1,116,381,652	2,110,932,578
109	Niwale DC	1,638,000,000	1,535,915,427.05	94	1,801,620,000.00	914,891,580.25	1,864,680,840	236,377,768	1,628,303,072
110	Mtasa DC	3,480,000,000	3,406,228,930.91	98	4,424,143,193.00	2,360,360,830.47	4,578,998,005	1,064,973,150	3,514,014,855
111	Tandahimba DC	5,063,000,000	4,507,734,061.88	89	5,568,277,900.00	2,185,346,645.44	5,961,333,284	1,307,277,746	4,254,055,518
112	Nyanyamba DC	2,351,000,000	2,676,804,148.19	114	2,585,819,500.00	1,417,400,965.39	3,207,441,240	785,666,200	2,421,776,940
	<b>Jumla ndogo</b>	<b>26,846,000,000</b>	<b>25,162,514,968</b>	<b>93</b>	<b>30,634,992,531</b>	<b>17,936,300,119</b>	<b>32,309,227,711</b>	<b>8,166,323,061</b>	<b>24,142,904,650</b>



No.	Mkakozi Halmashauri	2021/22		2022/23		Makisio ya Makisio ya Mwaka wa Fedha wa 2023/24		Makisio ya Matumizi ya Maendeleo		Makisio ya Matumizi ya Kawaida	
		Makisio yaliyodhihishwa Juni, 2022	Mpagato halisi hadi Februari, 2023	Asilimia	Makisio yaliyodhihishwa Februari, 2023	Asilimia	Jumla ya makisio	Makisio ya Matumizi ya Maendeleo	Makisio ya Matumizi ya Kawaida		
113	Mwanza CC	17,716,000,000	17,678,952,700.00	100	23,606,000,000.00	60	26,546,900,000	15,171,030,000	11,376,870,000		
114	Ilimelewa MC	9,466,000,000	10,036,004,990.40	106	13,524,000,000.00	63	14,876,400,000	8,317,807,440	6,558,592,560		
115	Ukerewe MC	3,270,000,000	3,095,900,952.77	95	3,914,230,900.00	48	3,953,373,209	3,134,909,084	8,336,484,120		
116	Saragweina DC	2,800,000,000	2,283,250,368.09	91	2,750,000,000.00	57	3,012,487,855	1,013,497,023	1,998,990,833		
117	Kwimba DC	2,468,000,000	2,329,369,538.80	92	3,140,818,832.00	66	3,950,674,600	1,179,085,586	2,771,588,014		
118	Maru DC	3,206,262,000	3,458,193,868.52	108	4,158,876,000.00	77	4,584,623,400	1,467,498,960	3,117,124,440		
119	Mwanjwi DC	2,659,000,000	2,709,842,200.74	102	3,148,448,840.00	71	4,483,663,200	1,548,437,680	2,935,225,520		
120	Buchasa DC	2,543,000,000	2,605,830,249.35	91	3,133,900,000.00	48	3,163,417,639	1,152,727,072	2,010,690,567		
	<b>Jumla ndogo</b>	<b>44,128,264,880</b>	<b>44,128,264,880</b>	<b>100</b>	<b>56,533,274,632</b>	<b>61</b>	<b>64,571,539,633</b>	<b>31,164,892,853</b>	<b>33,408,546,390</b>		
121	Shinyanga MC	4,329,000,000	4,912,816,518.86	113	5,517,983,264.00	61	6,069,054,065	2,920,372,053	4,038,382,933		
122	Mwingi IC	1,831,000,000	2,303,315,467.85	119	2,116,235,000.00	71	2,476,466,260	782,146,584	1,724,339,736		
123	Songea DC	1,941,000,000	1,841,146,586.71	95	2,132,900,000.00	76	2,468,956,734	432,235,352	2,045,700,692		
124	Tunduru DC	4,278,000,000	4,400,651,086.77	103	4,105,800,000.00	67	4,670,930,000	1,907,494,911	2,763,435,089		
125	Mwingi DC	1,891,000,000	5,578,133,083.71	115	4,988,798,800.00	111	6,300,000,000	2,183,138,613	4,116,860,387		
126	Namunde DC	4,357,000,000	1,720,007,291.32	119	1,984,000,000.00	53	2,147,630,000	400,134,000	2,347,466,700		
127	Nyasa DC	1,238,000,000	1,231,759,711.56	99	1,361,295,300.00	55	1,444,005,736	861,120,309	1,262,885,427		
128	Mtanga DC	1,023,000,000	792,267,883.40	77	1,125,526,376.00	63	1,489,776,651	206,320,530	1,253,456,121		
	<b>Jumla ndogo</b>	<b>20,590,000,000</b>	<b>22,780,409,690</b>	<b>109</b>	<b>23,542,391,800</b>	<b>74</b>	<b>27,867,013,137</b>	<b>8,113,883,822</b>	<b>19,753,129,315</b>		
129	Shinyanga MC	4,443,000,000	5,100,346,387.50	126	4,625,420,000.00	73	6,000,000,000	2,071,432,000	3,928,568,000		
130	Katama MC	9,242,798,810	9,957,708,970.16	108	10,257,900,000.00	59	10,397,240,000	4,618,942,000	5,878,298,000		
131	Shinyanga DC	3,484,000,000	3,533,417,189.30	101	3,843,400,000.00	59	3,861,971,000	1,409,549,900	2,552,421,100		
132	Liweti DC	3,071,000,000	2,523,789,352.48	82	3,278,100,000.00	61	3,424,012,600	1,118,091,260	2,305,921,340		
133	Kisumu DC	3,346,800,200	2,786,990,653.49	84	4,086,700,742.00	64	4,398,224,300	1,383,416,520	3,016,807,780		
134	Msaala DC	4,913,169,800	4,634,542,034.28	94	5,068,800,000.00	88	5,700,000,000	2,000,000,000	3,700,000,000		
	<b>Jumla ndogo</b>	<b>28,110,768,810</b>	<b>28,548,407,557</b>	<b>102</b>	<b>31,259,920,742</b>	<b>86</b>	<b>33,882,447,900</b>	<b>12,591,437,680</b>	<b>21,381,016,220</b>		
	<b>Shinyanga</b>	<b>4,448,000,000</b>	<b>4,286,477,955.05</b>	<b>92</b>	<b>5,112,800,000.00</b>	<b>61</b>	<b>5,624,000,000.00</b>	<b>1,885,312,000</b>	<b>3,738,768,000</b>		
135	Ilimelewa MC	1,904,000,000	1,536,961,187.22	81	2,084,400,000.00	47	2,095,447,200	382,123,440	1,713,317,760		
136	Ilimelewa DC	1,357,000,000	1,470,275,147.38	108	1,422,700,000.00	46	1,493,446,350	245,229,270	1,248,217,080		
137	Saragweina DC	2,663,445,824	2,333,991,271.30	113	1,922,885,388.20	72	1,430,881,457.72	448,688,726	2,783,508,534		
138	Mwanjwi DC	2,697,000,000	2,155,665,210.57	86	3,166,700,000.00	48	3,188,393,360	898,237,340	2,290,156,020		
139	Kwimba DC	1,692,000,000	1,586,854,498.30	94	1,375,840,000.00	57	2,672,607,809	427,597,669	2,245,010,140		
140	Mwanjwi DC	1,654,000,000	1,533,709,868.18	109	1,539,400,000.00	74	1,738,767,140	266,716,520	1,472,048,620		
141	Mkanga DC	15,515,445,824	14,953,666,098	96	19,020,065,388	54	20,446,139,009	4,553,912,965	15,492,226,044		
	<b>Jumla ndogo</b>	<b>5,075,000,000</b>	<b>4,827,854,836.73</b>	<b>95</b>	<b>5,933,900,000.00</b>	<b>78</b>	<b>6,152,850,000</b>	<b>2,318,044,000</b>	<b>3,834,806,000</b>		
142	Tabora MC	3,083,000,000	3,029,950,737.82	98	3,440,300,000.00	58	3,611,343,500	1,097,754,800	2,513,586,200		
143	Nzega IC	3,267,000,000	4,207,231,038.77	129	3,847,899,000.00	60	4,422,459,971.25	1,330,888,720	3,091,660,080		
144	Jiunga DC	2,167,000,000	1,887,702,180.99	87	2,823,700,000.00	52	3,859,007,850	674,231,970	3,022,775,880		
145	Uyui DC	3,007,000,000	2,794,868,507.96	93	2,985,287,793.52	88	4,464,016,170	1,576,806,468	2,887,209,702		
146	Urambo DC	2,533,000,000	2,468,396,088.80	97	3,107,000,000.00	67	3,491,269,600	1,230,507,480	2,260,761,760		
147	Shonge DC	2,638,616,840	2,622,123,286.89	99	3,851,900,000.00	53	4,094,685,000	1,429,966,000	2,665,099,000		
148	Kaliua DC	4,899,000,000	4,981,637,037.05	108	5,848,162,093.76	83	5,097,067,500	1,894,304,600	3,198,762,900		
	<b>Jumla ndogo</b>	<b>26,369,616,840</b>	<b>26,819,399,841</b>	<b>102</b>	<b>29,989,494,000</b>	<b>69</b>	<b>35,014,983,920</b>	<b>11,552,134,388</b>	<b>23,462,849,522</b>		
	<b>Tanga</b>	<b>15,354,836,000</b>	<b>17,391,676,079.89</b>	<b>114</b>	<b>18,234,000,000.00</b>	<b>62</b>	<b>19,148,700,000</b>	<b>6,438,569,700</b>	<b>9,707,130,300</b>		
150	Korogwe TC	2,000,000,000	1,808,240,092.15	84	2,359,400,000.00	60	2,393,094,000	270,718,800	2,122,375,200		
151	Handeni TC	1,650,000,000	1,545,273,746.86	94	1,872,870,000.00	67	1,891,998,700	226,745,740	1,664,852,960		

No.	Mk/aa/ Halmashauri	2021/22		2022/23		Makisio ya mwaka		Makisio ya Mwaka wa Fedha wa 2023/24	
		Makisio yaliyodhihishwa Juni, 2022	Mgato halisi hadi Juni, 2022	Asilimia	Makisio yaliyodhihishwa	Mgato halisi hadi Februari, 2023	Asilimia	Jumla ya makisio	Makisio ya Matumizi ya Kawaida
153	Muueza DC	2,606,975,588	2,658,225,574.97	102	2,695,000,000.00	102	2,721,950,000.00	947,990,000	1,773,970,000
154	Panungu DC	1,376,338,653.34	1,417,365,680.83	85	1,947,000,000.00	86	1,947,973,500	230,825,060	1,717,148,440
155	Karowe DC	2,120,000,000	2,147,869,680.63	67	3,048,040,800.00	67	3,101,040,800.00	515,633,691	2,585,407,109
156	Handeni DC	2,134,000,000	2,044,765,122.05	96	2,503,183,900.00	96	2,560,076,420	327,778,488	2,232,297,932
157	Lushoto DC	2,514,000,000	2,202,887,606.00	88	2,789,733,212.00	88	2,817,630,544	668,626,533	2,149,002,911
158	Kilindi DC	2,434,000,000	2,300,345,540.94	95	2,688,043,675.00	95	2,725,024,112	387,689,645	2,337,334,467
159	Mkoga DC	1,773,630,855	1,869,433,902.26	105	2,555,076,382.50	105	2,665,967,537	380,750,267	2,285,217,270
160	Burubai DC	1,033,000,000	589,719,646.28	58	1,084,650,000.00	52	1,122,612,150	162,982,550	959,630,200
	<b>Jumla ndogo</b>	<b>35,393,442,443</b>	<b>35,214,215,646</b>	<b>99</b>	<b>41,596,998,020</b>	<b>99</b>	<b>43,033,668,863</b>	<b>14,063,272,444</b>	<b>28,970,395,919</b>
161	Ng'arua DC	3,300,000,000	3,577,384,157.48	112	3,870,000,000.00	112	3,870,000,000	1,132,054,701	2,737,945,299
162	Keroga DC	3,626,000,000	3,889,133,679.77	108	3,807,897,737.00	108	4,016,544,800	1,513,930,400	3,502,614,400
163	Enarua DC	2,985,000,000	2,896,167,352.06	97	2,931,500,000.00	97	1,625,338,236.00	846,133,600	2,195,166,400
164	Makindu DC	5,761,000,000	5,718,004,186.13	99	6,837,000,000.00	99	4,058,704,814.48	6,558,899,950	3,292,499,194
165	Ekocha DC	1,887,000,000	1,899,054,707.06	101	2,080,900,000.00	101	1,472,627,246.90	346,424,300	1,896,893,200
166	Ngara DC	3,009,000,000	4,142,701,198.33	138	3,166,557,896.00	138	2,179,763,940.32	5,048,887,455	1,720,803,782
167	Misenyi DC	4,069,000,000	4,995,291,908.56	113	4,035,900,000.00	113	4,428,793,000	1,545,055,600	3,328,083,673
168	Kyewa DC	3,053,000,000	2,993,865,005.31	98	2,919,400,000.00	98	3,305,119,950	1,044,331,872	2,260,787,078
	<b>Jumla ndogo</b>	<b>26,670,000,000</b>	<b>29,411,616,709</b>	<b>109</b>	<b>29,398,949,633</b>	<b>109</b>	<b>33,225,806,395</b>	<b>11,440,633,409</b>	<b>21,784,972,986</b>
	<b>Dar es Salaam</b>								
169	Kinondini MC	49,414,000,000	47,252,748,378.89	96	57,210,676,831.00	96	62,931,746,714	36,782,348,600	26,149,397,114
170	Temeke MC	37,713,000,000	36,585,625,019.96	97	43,370,191,500.00	97	47,707,210,650	24,331,349,285	23,376,872,365
171	DSM CC	69,655,000,000	75,270,992,619.33	108	81,000,000,000.00	108	89,100,000,000	49,357,054,056	39,842,945,944
172	Kigamboni MC	9,106,000,000	10,761,334,792.21	118	10,472,024,200.00	118	11,819,226,620	5,492,814,965	6,026,411,655
173	Ubungo MC	23,670,000,000	27,868,406,660.72	118	32,041,464,065.00	118	18,509,587,781.89	35,245,632,472	22,004,188,387
	<b>Jumla ndogo</b>	<b>189,538,000,000</b>	<b>197,719,308,471</b>	<b>104</b>	<b>224,084,376,596</b>	<b>104</b>	<b>246,903,816,456</b>	<b>129,105,000,761</b>	<b>117,398,815,695</b>
	<b>Ruaha</b>								
174	Sumbawanga MC	2,275,000,000	2,534,611,650.02	111	2,496,584,000.00	111	2,746,242,400	800,332,000	1,945,910,400
175	Sumbawanga DC	2,761,000,000	2,787,076,701.19	101	3,027,801,000.00	101	3,408,124,600	1,285,249,840	2,122,874,760
176	Nkasi DC	2,744,000,000	2,408,414,632.65	88	3,010,391,706.68	88	3,133,255,000	1,039,386,720	2,094,388,280
177	Kalambo DC	1,856,000,000	1,644,896,679.95	89	2,033,990,000.00	89	2,412,405,000	432,283,000	1,980,122,000
	<b>Jumla ndogo</b>	<b>9,638,000,000</b>	<b>9,384,999,664</b>	<b>97</b>	<b>10,568,768,707</b>	<b>97</b>	<b>11,700,527,000</b>	<b>3,587,251,560</b>	<b>8,143,275,440</b>
	<b>Mwanara</b>								
178	Bakati CC	2,925,000,000	2,907,326,518.01	104	2,477,500,000.00	104	2,650,428,614	698,690,246	1,855,735,368
179	Bakati DC	1,032,000,000	1,402,946,101.68	140	1,844,345,304.00	140	1,947,093,194	321,665,700	1,716,525,494
180	Bakati DC	3,085,000,000	3,184,316,650.63	100	3,200,000,000.00	100	3,425,000,000	1,074,800,000	2,282,200,000
181	Parana DC	4,646,000,000	5,565,946,643.93	140	4,650,000,000.00	140	5,010,454,000	1,663,365,000	4,347,072,000
182	Kileleshwa DC	1,395,000,000	2,284,341,524.89	107	2,982,300,000.00	107	1,821,260,800.48	887,996,886	1,818,280,828
183	Mdudu DC	2,773,000,000	1,710,571,507.79	107	1,794,500,000.00	107	2,056,456,350	865,646,270	1,689,807,080
184	Sinanoro DC	4,846,000,000	2,948,028,956.80	114	3,000,000,000.00	114	1,792,435,314.91	3,751,899,800	2,384,735,280
	<b>Jumla ndogo</b>	<b>16,831,000,000</b>	<b>19,133,397,994</b>	<b>103</b>	<b>19,279,446,304</b>	<b>103</b>	<b>22,727,642,972</b>	<b>6,308,197,541</b>	<b>15,969,445,430</b>
	<b>Jumla Kuu</b>	<b>863,588,000,000</b>	<b>888,716,077,403</b>	<b>103</b>	<b>1,012,286,089,094</b>	<b>103</b>	<b>625,319,158,432</b>	<b>454,414,659,262</b>	<b>689,486,422,738</b>

Kiambatisho Namba 12

FEDHA ZILIZOTOLEWA KWA AJILI YA UJENZI WA MAJENGO YA UTAWALA MAPYA 13

NA	MKOA	HALIMASHAURI	MAKSI YA GHARAMA ZA UJENZI	FEDHA ZILIZOPOKELEWA HADI JUNI 2022	BAJETI 2022/23	MAPOKEZI JULAI 2022 HADI FEBRUARI 2023	MAPOKEZI HADI FEBRUARI, 2023 Toka mendi ulipoanza	Maelezo (Februari, 2023)
1	TANGA	Mtweza DC	2,700,000,000	-	1,000,000,000	1,000,000,000	1,000,000,000.00	Ujenzi upo hatua ya maandalizi
2	SIMUYU	Maswa DC	2,700,000,000	-	1,000,000,000	1,000,000,000	1,000,000,000.00	Ujenzi bado haujaanza. Ujikelezaji upo hatua ya kulipa fidia ya eneo ili kuruhusu ujenzi kuanza
3	SINGIDA	Singida MC	2,700,000,000	-	1,000,000,000	1,000,000,000	1,000,000,000.00	Mendi upo katika hatua za awali za ujenzi ambapo kazi zinazotelelea ni Ujenzi wa utro wa eneo la Ujenzi, Kusekwa eneo la Ujenzi jianoga na Ujenzi wa tanki la kunidamia maji (Caroli na maji)
4	SONGWE	Ileje DC	2,700,000,000	-	1,000,000,000	1,000,000,000	1,000,000,000.00	Ujenzi upo hatua ya maandalizi
5	SONGWE	Mtizi DC	2,700,000,000	-	1,000,000,000	1,000,000,000	1,000,000,000.00	Ujenzi upo hatua ya maandalizi
6	NJOMBE	Makete DC	2,700,000,000	-	1,000,000,000	1,000,000,000	1,000,000,000.00	Ujenzi upo hatua ya msingi
7	MWANZA	Ukerewe DC	2,700,000,000	200,000,000	1,000,000,000	1,000,000,000	1,200,000,000.00	Ukarabati wa Jengo la zamani ulitumia kiasi cha Shilingi milioni 200 umekamilika. Ujenzi wa Jengo jipya bado haujaanza. Wapo katika hatua za kupima udongo
8	MOROGORO	Kilasa DC	2,700,000,000	-	1,000,000,000	1,000,000,000	1,000,000,000.00	Ujenzi haujaanza bado halimashauri upo kwenye hatua za ununuzi. Ujenzi umechelewa kutokana na kubadisha utarabiti wa force account kwenenda kwa Mhandarasi, hivyo karabuu za kumpata kuchukua muda mrefu
9	MANYARA	Mtuli TC	2,700,000,000	-	1,000,000,000	1,000,000,000	1,000,000,000.00	Ujenzi bado haujaanza. Kwani fedha bado hazijapokelewa
10	LINDI	Nachingwea DC	2,700,000,000	-	1,000,000,000	1,000,000,000	1,000,000,000.00	Upo hatua za awali za kufanya usahi, bado wapo hatua ya manunuzi
11	KILIMANJARO	Mwanga DC	2,700,000,000	-	1,000,000,000	1,000,000,000	1,000,000,000.00	Ujenzi upo hatua ya maandalizi
12	KIGOMA	Kibondo DC	2,700,000,000	-	1,000,000,000	1,000,000,000	1,000,000,000.00	Ujenzi umeanza katika hatua za awali kwa kufanya usahi wa eneo la ujenzi
13	KAGERA	Karagwe DC	2,700,000,000	-	1,000,000,000	1,000,000,000	1,000,000,000.00	Ujenzi haujaanza kwani fedha bado hazijapokelewa
	<b>JUMLA</b>		<b>35,100,000,000</b>	<b>200,000,000</b>	<b>13,000,000,000</b>	<b>12,000,000,000</b>	<b>12,200,000,000.00</b>	

UFENDELEZAJI WA UJENZIWA MAJENGO YA UTAWALA 83

NA	MKOA	HALIMASHAURI	MAKSI YA GHARAMA ZA UJENZI	FEDHA ZILIZOPOKELEWA HADI JUNI 2022	BAJETI 2022/23	MAPOKEZI JULAI 2022 HADI FEBRUARI 2023	MAPOKEZI HADI FEBRUARI, 2023 Toka mendi ulipoanza	Maelezo (Februari, 2023)
1	ARUSHA	Narokoto DC	2,700,000,000	1,650,000,000	1,000,000,000	1,000,000,000	2,650,000,000.00	Hatua ya ukamilishaji sawa na asilima 72
2	ARUSHA	Mendiuli DC	2,700,000,000	1,500,000,000	1,000,000,000	1,000,000,000	2,500,000,000.00	Skimbi
3	DODOMA	Kandaa DC	2,700,000,000	2,000,000,000	1,000,000,000	1,000,000,000	3,000,000,000.00	Ukamilishaji sawa na asilima 80 na limanza kutumika
4	DODOMA	Kongwa DC	2,700,000,000	900,000,000	1,000,000,000	1,000,000,000	1,900,000,000.00	Misiri
5	GETTA	Nyanghwale DC	2,700,000,000	2,820,081,138	1,000,000,000	1,000,000,000	3,820,081,138.13	Ujenzi upo asilima 57
6	KAGERA	Kyewa DC	5,460,000,000	3,660,000,000	1,000,000,000	1,000,000,000	4,660,000,000.00	Ukamilishaji kuweka rang na tiles. Machi litakamilika sawa na asilima 92
7	KIGOMA	Kakonko DC	4,500,000,000	3,380,850,613	1,000,000,000	1,000,000,000	4,380,850,613.01	Jengo limekamilika bado ukumbi, landscaping, fence
8	KIGOMA	Kipoma DC	3,074,622,669	1,913,772,077	1,000,000,000	1,000,000,000	2,913,772,077.08	Ujenzi upo hatua wa msingi, kwa kumimiza Jamvi
9	KILIMANJARO	Rombo DC	2,700,000,000	1,970,382,654	1,000,000,000	1,000,000,000	2,970,382,654.10	hatua ya ukamilishaji asilima 75
10	KILIMANJARO	Mesi DC	2,700,000,000	1,000,000,000	1,000,000,000	1,000,000,000	1,920,295,400.08	Kuta
11	KILIMANJARO	Mesi MC	2,700,000,000	1,000,000,000	1,000,000,000	1,000,000,000	2,000,000,000.00	Kuta na Nguzo za gironi ya chini
12	LINDI	Kilwa DC	2,700,000,000	1,000,000,000	1,000,000,000	1,000,000,000	2,000,000,000.00	

NA	MKOA	HALMASHAURI	MAKISIO YA GHARAMA ZA UJENZI	FEDHA ZILIZOPOKELEWA HADI JUNI 2022	BAJETI 2022/23	MAPOKEZI JULAI 2022 HADI FEBRUARI 2023	Mapokezi hadi Februari, 2023 Toka mradi uliopoanza	Maelezo (Februari, 2023)
13	LINDI	Iwalele DC	2,700,000,000	1,000,000,000	1,000,000,000	2,000,000,000,000	Hata ya nyingi sawa na asilimia 18	
14	MANYARA	Babati DC	3,160,000,000	2,000,000,000	1,000,000,000	3,000,000,000,000	Jengo lipo hatua ya ukamilishaji sawa na 95%, fence kibanda cha ulenzi, power house, paving na Gerereeta, na mifumo ya TEHAMA	
15	MANYARA	Kiteio DC	4,902,411,452	3,704,755,647	1,98,675,052	3,903,430,698.57	Jengo lipo hatua ya ukamilishaji sawa na asilimia 93. Changamoto ya certificate kua over stated, bado Mifumo umeme, maji, TEHAMA, madirishia, vio na partition asilini 93	
16	MANYARA	Smanjiro DC	5,233,089,801	2,985,502,642	176,952,934	3,162,455,575.82	Jengo lipo hatua ya ukamilishaji sawa na asilimia 75. bado masiniki ya vyoo, Kanleen, Mifumo wa Maji na Umeme, Landscaping na Fence	
17	MANYARA	Mbaluu DC	6,738,114,917	4,834,369,455	-	4,834,369,455.00	Ujenzi wa awamu ya kwanza inayohusisha ujenzi wa jengo lenye mekamika kwa asilimia 99%. Ujenzi awamu ya pili haijariza ujenzi ambayo inahusisha ujenzi wa Ghala, ukumbi na Kanleen	
18	MARA	Bunda DC	2,700,000,000	2,000,000,000	1,750,000,000	3,750,000,000,000	Hata ya kupaza	
19	MARA	Misoma DC	2,700,000,000	2,000,000,000	1,000,000,000	3,000,000,000,000	Ghorofa ya chini kuta zimekamika kazi inayodeteeza ni kupiga lipo, ghorofa ya juu ipo hatua ya ujenzi wa ring bim ili kuanza kuzeketa, kwa ujumla mradi ipo asilimia 50	
20	MBEYA	Chunya DC	3,215,355,598	1,720,665,160	1,000,000,000	2,720,665,160.32	Ukamilishaji sawa na asilimia 95, mifumo ya maji, umeme, TEHAMA, Landscaping na fence	
21	MOROGORO	Ifakara TC	3,162,466,563	4,000,000,000	-	4,000,000,000,000	Upande mmoja ipo hatua ya kuta, na upande mwingine ipo hatua ya kumwaga jamvi la ghorofa ya pili. Kwa ujumla mradi umetelezewa kwa asilimia 60	
22	MOROGORO	Ulenge DC	2,700,000,000	1,000,000,000	1,000,000,000	2,000,000,000,000	Furidi ameshindwa kazi, Hamaashauri ipo kwenye hatua ya kupata fundi mwingine	
23	MITWARA	Mtwara DC	2,700,000,000	1,696,349,751	1,000,000,000	2,696,349,751.30	Ujenzi ipo hatua ya ukamilishaji sawa na asilimia 65, kazi zinazodeteeza skimming na kuwela vibao kwa upende wa mbele. Jengo la upande wa nyuma ipo hatua ya kuweka zega la juu ili kupata	
24	MWANZA	Kimba DC	2,700,000,000	1,300,000,000	-	1,300,000,000,000	Ujenzi lipo hatua ya kuryevuwa nguzo	
25	MWANZA	Sengerema DC	2,700,000,000	1,749,615,700	1,000,000,000	2,749,615,700.000	Eneo lilikuwa limeanza ujenzi iliachwa kwani lilibanika halifai na kuanza ujenzi eneo lingine karibu na Hamaashauri ambao umeanza 2022/23 na ujenzi upo Hatua ya Msingi. Fedha zilizopokelewa kipindi cha nyuma zilizatumika kwenye jengo linabandaa ni Kiasi cha Shilindi Milioni 839	
26	NUOMBE	Njombe DC	2,700,000,000	1,953,146,550	1,000,000,000	2,953,196,550.000	Hata za ukamilishaji kwa kufanya chupingi sawa na asilimia 70	
27	PWANI	Kibiti DC	5,726,861,518	4,698,087,361	424,475,979	5,122,566,339.85	Ujenzi wa ghorofa ya kwanza na ghorofa ya chini ujenzi umekamilika na unatumika, ghorofa ya pili imezotelewa na baadhi ya kuta zimejengwa. kazi zinazodeteeza kulinyika mifumo ya umeme, maji, rangi, AC, Fire extinguishers, kujenga Jengo la Jenereta. Kwa ujumla mradi umetelezewa kwa Asilimia 85	
28	PWANI	Kisarawe DC	2,700,000,000	933,689,140	1,000,000,000	1,933,689,140.000	Usimikaji wa Nguzo	

NA	MKOA	HALMASHAURI	MAKISIO YA GHARAMA ZA UJENZI	FEDHA ZILIZOPOKELEWA HADI JUNI 2022	BAJETI 2022/23	MAPOKEZI JULAI 2022 HADI FEBRUARI 2023	Mapokezi hadi Februari, 2023 Toka mradidi uliipoanza	Maelezo (Februari, 2023)
29	PWANI	Kibaha TC	7,290,656,554	4,709,463,052	1,000,000,000	117,708,597	4,827,171,648,69	Ujenzi upo hatua za ukamishaji sawa na asilimia 85. Kazi kuuweka tiles floor ya pili, rangi floor ya pili, jenzi wa yoo floor ya pili.
30	PWANI	Kibaha DC	4,606,500,000	3,272,418,387	1,000,000,000	1,000,000,000	4,272,418,386,87	Hata ya ukamishaji, kazi zinazozendelea, uzi, kichomba taka, canteen, samani. Jenjo inatumika sawa na asilimia 98
31	PWANI	Mafia DC	6,101,629,892	4,406,080,670	1,000,000,000	632,476,881	5,038,557,550,88	Hata ya ukamishaji ambapo kazi zinazozendelea ni uwekaji wa mifumo ya maji, umeme, vinyozi, vigae ya sakafu na rangi sawa na asilimia 92 ya utekezaji wote wa mradidi
32	RUUUMA	Mbanga DC	2,700,000,000	2,000,000,000	1,000,000,000	1,000,000,000	3,000,000,000,00	Ukamishaji kwa kuweka milango, vigae, madirisha na kupaka rauli.
33	SHINYANGA	Lishau DC	5,253,795,277	3,207,961,449	1,000,000,000	257,929,234	3,465,890,683,89	Hata za ukamishaji hata ya kuogaa plaster
34	SHINYANGA	Msalala DC	4,600,000,000	2,920,911,617	1,000,000,000	-	2,920,911,616,81	Wing moja ipo hatua ya kuweka umeme na milango 95%. Wing zingine 2 zinabaki katika hata ya kupandisha ghorofe ya pili. Mchiri wote upo asilimia 60
35	SHINYANGA	Shinyanga MC	2,700,000,000	1,000,000,000	1,000,000,000	1,000,000,000	2,000,000,000,00	Kumwaga jamvi la floor ya pili ili kuanza kuzekka ya gili na Milango, uwekaji wa vigae na shimo la chuo inaendelea kuchimbwa)
36	SIMUYU	Baraadi DC	2,700,000,000	2,222,160,788	1,000,000,000	1,000,000,000	3,222,160,787,50	Uwekaji wa aminium unaeendelea
37	SIMUYU	Baraadi TC	3,747,066,349	2,860,148,984	1,000,000,000	467,993,926	3,348,142,910,96	Hata ya kuogaa pasta
38	SONGWE	Mamba DC	2,700,000,000	1,300,000,000	1,000,000,000	1,000,000,000	2,300,000,000,00	Ukamishaji
39	TABORA	Tabora MC	2,481,610,108	2,400,000,000	1,000,000,000	1,000,000,000	3,400,000,000,00	Kujanga kuta kwa floor ya kwanza
40	TABORA	Nzega DC	2,700,000,000	2,000,000,000	1,000,000,000	1,000,000,000	3,000,000,000,00	Jenjo ipo hatua ya kuzekwa
41	ARUSHA	Arusha CC	2,700,000,000	1,790,000,000	900,000,000	900,000,000	2,690,000,000,00	(Retaining walls) na Jamvi la Msingi (imekatimika)
42	MARA	Tarime DC	2,700,000,000	2,796,104,306	900,000,000	900,000,000	3,696,104,306,84	Jenjo ipo hatua ya Kuzekwa
43	NJOMBE	Ludewa DC	2,700,000,000	1,750,000,000	900,000,000	900,000,000	2,650,000,000,00	Hata ya ukamishaji 75
44	LINDI	Mtama DC	2,700,000,000	837,728,460	800,000,000	536,866,046	1,374,592,536,54	Kuta za ghorofa ya kwanza, floor ipo hatua ya ipu sawa na asilimia 52
45	TANGA	Korogwe DC	2,700,000,000	2,000,000,000	800,000,000	800,000,000	2,800,000,000,00	Ujenzi wa floor ya chini upo kwanza kuta, floor ya chini nguzo asilimia 35
46	GEITA	Mbegwe DC	4,396,483,700	3,485,638,316	750,000,000	750,000,000	4,235,638,316,00	Wing ya mbele ipo hatua za ukamishaji na linaanza kutumika, wingi ya nyuma ipo hatua ya Jamvi. Kwa ujumla mradidi umetazwa kwa asilimia 85
47	KAGERA	Bukoba DC	2,700,000,000	2,000,000,000	750,000,000	750,000,000	2,750,000,000,00	Jenjo upo hatua za ukamishaji kwa kuweka malumali, mifumo ya TEHAMA, umeme, bandarangi, kupaka rangi na kumaliza skiting sawa na asilimia 87
48	KIGOMA	Uvinza DC	2,026,018,441	3,028,000,000	750,000,000	750,000,000	3,778,000,000,00	Jenjo linaelekezwa kwa asilimia 85
49	MARA	Bulama DC	3,266,332,638	3,298,278,027	750,000,000	750,000,000	4,048,278,027,02	Jenjo lipo katika hata ya ukamishaji sawa na Asilimia 98, bado mifumo ya TEHAMA
50	MBEYA	Busokele DC	4,330,452,052	5,650,000,000	750,000,000	750,000,000	6,399,999,999,96	Hata ya ukamishaji, hata hivyo linaanza kutumika. Bado kazi zilizoaki ni kuweka mawe ya urembo, mifumo ya maji, Mifumo ya TEHAMA
51	MITWARA	Nwala DC	2,700,000,000	2,150,000,000	750,000,000	750,000,000	2,900,000,000,00	Hata ya ukamishaji kwa kuweka mifumo ya umeme na kupaka rangi sawa na asilimia 76

NA	MKOA	HALMASHAURI	MAKISIO YA GHARAMA ZA UJENZI	FEDHA ZILIZOPOKELEWA HADI JUNI 2022	BAJETI 2022/23	MAPOKEZI JULAI 2022 HADI FEBRUARI 2023	Mapokezi hadi Februari, 2023 Toka miradi ulipoanza	Maelezo (Februari, 2023)
52	MTWARA	Mesasi DC	2,481,610,108	3,047,844,315	750,000,000	750,000,000	3,797,844,315,000	Hata ya ukamilishaji sawa na asilimia 80
53	RUVUMA	Nyasa DC	3,800,000,000	3,725,728,875	750,000,000	-	3,725,728,875,41	Ukamilishaji, mitumo wa maji na umeme, leveling, Kazi ambazo hazilishaji, fence, paving, samani
54	SONGWE	Tunduma TC	2,700,000,000	2,500,000,000	750,000,000	750,000,000	3,250,000,000,000	Ujenzi wa upande mmoja upo hatua ya upeleaji, na upande wa pili upo hatua kusimika nguzo za paa. Gorofo ya chini inatumika hiyo, kwa ujumla miradi imekamilika kwa asilimia 60
55	TANGA	Hendeni DC	2,481,610,108	3,000,000,000	750,000,000	750,000,000	3,750,000,000,000	Floor ya chini inatumika na ujenzi wa floor ya kwanza na pili unaeendelea. Jenjo limezaskwa
56	GEITA	Gelia DC	2,700,000,000	2,000,000,000	700,000,000	700,000,000	2,700,000,000,000	Hata ya Skimming na kupaka rangi, kazi ya kulinga milango na madirisha pia inaeendelea
57	IRINGA	Iringa DC	2,700,000,000	2,000,000,000	700,000,000	700,000,000	2,700,000,000,000	kufunga milango, mifumo ya TEHAMA, asilimia 98
58	IRINGA	Mirindi DC	2,700,000,000	2,000,000,000	700,000,000	700,000,000	2,700,000,000,000	Hata ya kupaua, piaisingi na skimming na endelea sawa na asilimia 75
59	KATAVI	Tanganika DC	3,931,610,108	3,123,987,877	700,000,000	269,556,560	3,393,584,436,77	Ujenzi imekamilika na jengo linatumika. Hakuna fence
60	KATAVI	Mlele DC	2,920,588,614	2,810,944,870	700,000,000	698,463,603	3,509,408,473,42	Hata ya ukamilishaji kwa kupaka rangi sawa na asilimia 94, bado mitumo wa maji, rangi malarajo ni mwezi aprili, 2023
61	KIGOMA	Kasulu DC	2,700,000,000	2,000,000,000	700,000,000	700,000,000	2,700,000,000,000	Ujenzi upo hatua ya kuzekza na kazi zinaendelea. Aicha, linatiliwa kuanza matumizi Aprili 2023
62	MBEYA	Mbeya DC	2,700,000,000	2,000,000,000	700,000,000	700,000,000	2,700,000,000,000	Hata ya ukamilishaji sawa na Asilimia 65. Ghordia ya chini imekamilika na inatumika. Kazi zinaoendelea ni ujenzi wa ghordia ya kwanza ambapo kazi ya kutengeneza gopzi za silingboard inaeendelea ili skimming iweze kuanza
63	MOROGORO	Mimba DC	2,700,000,000	2,000,000,000	700,000,000	700,000,000	2,700,000,000,000	Skimming
64	MOROGORO	Mwogoro dc	2,700,000,000	1,750,000,000	700,000,000	700,000,000	2,450,000,000,00	Hata ya ukamilishaji sawa na asilimia
65	MOROGORO	Malinyi DC	4,206,773,135	3,581,610,646	700,000,000	-	3,581,610,646,59	Jengo limekamilika kwa asilimia 90 na linatumika, bado kuweka mifumo ya TEHAMA, Kazi ambazo bado ilikuwa landscaping na fence
66	PWANI	Rufiji DC	2,700,000,000	2,000,000,000	700,000,000	700,000,000	2,700,000,000,000	Hata ya kuzekza sawa na asilimia 75
67	RUKWA	Sumbwanga DC	2,700,000,000	2,000,000,000	700,000,000	700,000,000	2,700,000,000,000	Hata ya ukamilishaji
68	SHINYANGA	Shinyanga DC	2,700,000,000	2,581,606,726	700,000,000	700,000,000	3,281,606,726,00	Ujenzi upo hatua ya kupaua sawa na asilimia
69	SINIYU	Busega DC	4,937,567,633	4,522,105,953	700,000,000	-	4,522,105,953,10	Miradi imekamilika kwa 90% na limeanza kutumika wakati kazi za ukamilishaji zinaeendelea
70	SINGIDA	Singida DC	2,700,000,000	2,000,000,000	700,000,000	700,000,000	2,700,000,000,000	Wing ya kwanza bado kufunga vilasa na wing ya pili ipo hatua ya kuzekza
71	SINGIDA	Ikungu DC	2,600,000,000	-	700,000,000	700,000,000	700,000,000,000	Ujenzi upo hatua ya Ukamilishaji. Hata hiyo, jengo linatumika wakati kazi za ukamilishaji zikirendelea. Kazi zinaoendelea ni ujenzi wa Kanteen ambao upo hatua ya kunwaga Jamvi, ujenzi wa parking na landscaping leveling imekamilika, ujenzi wa jengo la Jenerator na ununuzi wa jenereta hilo bado haujaanza pamoja na ukamilishaji wa ukumbi na Ofisi mbili unaeendelea
72	TABORA	Uyui DC	1,270,000,000	1,750,000,000	700,000,000	700,000,000	2,450,000,000,000	Jengo limekamilika, kazi inayoendelea landscaping na ukumbi

NA	MKOA	HALMASHAURI	MAKISIO YA GHARAMA ZA UJENZI	FEDHA ZILIZOPOKELEWA HADI JUNI 2022	BAJETI 2022/23	MAPOKEZI JULAI 2022 HADI FEBRUARI 2023	Mapokezi hadi Februari, 2023 Toka miradi uliipoanza	Maelezo (Februari, 2023)
73	TANGA	Pangani DC	4,364,195,995	2,288,066,320	700,000,000	515,675,881	2,803,642,180.73	Ujenzi wa Wing A, umekamilika na inatumika, Wing B inayojumlisha ujenzi wa ukumbi na ofisi ipo hatua ya kufunga kuta sawa na asilimia 65 Ujenzi umekamilika
74	LINDI	Ruanwya DC	3,939,936,696	3,446,336,817	600,000,000	-	3,446,336,816.90	Ujenzi umekamilika na jengo linatumika
75	PWANI	Chalilze DC	5,779,333,177	5,050,000,000	600,000,000	600,000,000	5,650,000,000.00	Ujenzi umekamilika na jengo linatumika
76	DODOMA	Chemba DC	4,061,492,790	3,943,323,728	500,000,000	663,544,617	4,606,868,344.76	Ukamilishaji sawa na asilimia 93, kazi inayoendelea ni ujenzi wa fence
77	DODOMA	Chamwino DC	3,950,000,000	3,048,610,000	500,000,000	500,000,000	3,548,610,000.00	Hata va ukamilishaji sawa na asilimia 85
78	TABORA	Skongea DC	4,400,000,000	3,822,288,558	500,000,000	500,000,000	4,322,298,558.39	Hata va ukamilishaji sawa na asilimia 95
79	TANGA	Bumbali DC	5,064,373,950	5,150,000,000	500,000,000	500,000,000	5,650,000,000.00	Hata va ukamilishaji sawa na asilimia 95. Floor urekaji wa madirisha na ujenzi umekamilika asilimia 95. Floor ya chini inatumika wakati ukamilishaji wa floor ya juu ukendelea
80	TANGA	Handeni TC	3,619,007,388	3,350,000,000	500,000,000	500,000,000	3,850,000,000.00	Jengo lipo hatua ya ukamilishaji sawa na asilimia 98, bado landscaping, madirisha, wiring
81	MARA	Tairime TC	3,115,498,992	2,632,791,430	400,000,000	400,000,000	3,032,791,430.11	Hata va ukamilishaji sawa na asilimia 90 na inatumika floor ya chini
82	KATAVI	Nsimbo DC	2,587,981,782	2,641,139,325	200,000,000	-	2,641,139,324.80	Jengo limekamilika kwa asilimia 96, kazi zitobakia ujenzi wa lamp na fence, Kibanda cha milinzi na landscaping
83	MWANZA	Misungwi DC	2,900,000,000	2,775,162,663	150,000,000	150,000,000	2,925,162,662.57	Jengo limekamilika, ukamilishaji sawa na asilimia 98 kazi inayoendelea landscaping na ukumbi
1	TABORA	Nzega TC	5,287,915,753	3,425,286,626	-	742,071,637	4,167,358,263.70	Jengo limekamilika na inatumika
2	MARA	Bunda TC	3,800,000,000	3,750,000,000	-	500,000,000	500,000,000.00	Hata za ukamilishaji sawa 80 na asilimia
3	RUVUMA	Mkaba DC	5,100,000,000	4,574,322,026	-	448,402,505	4,196,402,504.61	Kazi zinazoendelea vanaletanya skimming mifumo ya zinamoto
4	MWANZA	Magu DC	5,100,000,000	4,574,322,026	-	356,174,898	4,930,496,924.69	Jengo limekamilika na inatumika, bad kuweka samani na
5	RUKWA	Kalambo DC	4,535,789,215	4,490,690,909	-	315,607,734	4,806,298,643.40	Jengo limekamilika na inatumika, kazi inayoendelea ni ujenzi wa Lift embao bado haujanza, upo hatua ya manunuzi
6	GEITA	Gella TC	2,043,342,327	4,025,588,204	-	300,000,000	4,325,588,203.82	-
7	DSM	Ubungu MC	6,200,000,000	3,750,000,000	-	150,000,000	3,900,000,000.00	-
	JUMILA YA MAJENGO YANAYOENDLEA		307,067,281,676	233,594,155,833	66,860,000,000	59,942,814,465	293,536,970,298	

## FEDHA ZILIZOTENGWA KWA AJILI YA UGHARAMIAJI WA ELIJU BILA ADA KWA SHULE ZA MSINGI NA SEKONDARI KWA MWAKA WA FEDHA WA 2023/24

NA.	MIKOA/HALIMASHAURI	JUMILA MSINGI (TZS)	JUMILA SEKONDARI (TZS)	JUMILA KUU (TZS)
1	Katavi			
	Mpanda MC	546,096,000	1,200,795,000	1,746,891,000
	Taranganyika DC	762,009,000	864,715,000	1,626,724,000
	Nsimbo DC	568,320,000	793,940,000	1,362,260,000
	Mlele DC	267,189,000	391,925,000	659,114,000
	Mpinbwe DC	472,950,000	784,275,000	1,257,225,000
	<b>Jumlia Ndogo</b>	<b>2,616,564,000</b>	<b>4,035,650,000</b>	<b>6,652,214,000</b>
2	Simiyu			
	Bariadi TC	500,739,000	623,010,000	1,123,749,000
	Bariadi DC	1,007,952,000	683,653,000	1,691,605,000
	Maswa DC	1,215,156,000	1,623,308,000	2,838,464,000
	Meatu DC	894,645,000	802,140,000	1,696,785,000
	Busega DC	853,671,000	718,628,000	1,572,299,000
	Hilima DC	1,068,654,000	784,815,000	1,853,469,000
	<b>Jumlia Ndogo</b>	<b>5,540,817,000</b>	<b>5,235,554,000</b>	<b>10,776,371,000</b>
3	Njombe			
	Njombe TC	555,726,000	1,370,075,000	1,925,801,000
	Makambako TC	483,492,000	766,908,000	1,250,400,000
	Njombe DC	337,068,000	721,350,000	1,058,418,000
	Ludewa DC	641,967,000	760,830,000	1,402,797,000
	Makete DC	485,820,000	1,267,085,000	1,752,905,000
	Wanging'ombe DC	695,088,000	1,072,143,000	1,767,231,000
	<b>Jumlia Ndogo</b>	<b>3,199,161,000</b>	<b>5,958,391,000</b>	<b>9,157,552,000</b>
4	Ceiza			
	Ceiza TC	875,442,000	1,685,488,000	2,560,930,000
	Ceiza DC	3,008,031,000	2,029,200,000	5,037,231,000
	Bukombe DC	988,989,000	1,015,418,000	2,004,407,000
	Chato DC	1,587,039,000	2,844,748,000	4,431,787,000
	Mbogwa DC	931,998,000	403,733,000	1,335,731,000
	Nyung'hwale DC	624,723,000	555,915,000	1,180,638,000
	<b>Jumlia Ndogo</b>	<b>8,016,222,000</b>	<b>8,534,502,000</b>	<b>16,550,724,000</b>
5	Arusha			
	Arusha CC	817,956,000	1,624,238,000	2,442,194,000
	Monduli DC	2,062,188,000	7,438,545,000	9,500,733,000
	Ngorongoro DC	2,580,387,000	7,050,548,000	9,630,935,000
	Karatu DC	865,611,000	1,436,215,000	2,301,826,000
	Meru DC	861,126,000	1,736,143,000	2,597,269,000
	Arusha DC	1,013,052,000	1,934,900,000	2,947,952,000
	Longido DC	1,735,782,000	6,026,683,000	7,762,465,000



NA.	MKOA/HALIMASHAURI	JUMILA MSINGI (TZS)	JUMILA SEKONDARI (TZS)	JUMILA KUU (TZS)
6	Jumla Ndogo	9,936,102,000	27,247,272,000	37,183,374,000
	Pwani			
	Kihaha TC	551,412,000	1,397,410,000	1,948,822,000
	Begamoyo DC	421,254,000	932,598,000	1,353,852,000
	Mafia DC	255,522,000	245,903,000	501,425,000
	Kisarawe DC	538,275,000	1,427,168,000	1,965,443,000
	Kihaha DC	349,044,000	1,391,353,000	1,740,397,000
	Rufiji DC	453,603,000	1,519,970,000	1,973,573,000
	Mkuranga DC	1,211,520,000	1,284,268,000	2,495,788,000
	Chalinze DC	870,780,000	1,692,870,000	2,563,650,000
	Kibiti DC	563,460,000	997,023,000	1,560,483,000
	<b>Jumla Ndogo</b>	<b>5,214,870,000</b>	<b>10,888,563,000</b>	<b>16,103,433,000</b>
7	Dodoma			
	Dodoma CC	1,425,753,000	2,830,295,000	4,256,046,000
	Kondoa TC	236,754,000	620,748,000	857,502,000
	Kondoa DC	789,024,000	587,875,000	1,376,899,000
	Mipwapwa DC	1,030,572,000	1,464,353,000	2,494,925,000
	Kongwa DC	1,236,339,000	1,239,938,000	2,476,297,000
	Bahi DC	754,017,000	502,688,000	1,256,705,000
	Chamwino DC	1,129,119,000	924,278,000	2,053,397,000
	Chemba DC	888,159,000	796,560,000	1,684,719,000
	<b>Jumla Ndogo</b>	<b>7,489,737,000</b>	<b>8,966,755,000</b>	<b>16,456,492,000</b>
	Iringa			
	Iringa MC	474,393,000	1,565,950,000	2,040,343,000
Maifaga TC	356,958,000	640,353,000	997,311,000	
Iringa DC	971,037,000	3,756,053,000	4,729,090,000	
Mufindi DC	1,000,158,000	2,143,698,000	3,143,856,000	
Kilole DC	884,241,000	922,068,000	1,806,309,000	
<b>Jumla Ndogo</b>	<b>3,686,787,000</b>	<b>9,030,122,000</b>	<b>12,716,909,000</b>	
9	Kigoma			
	Kigoma MC	580,077,000	968,095,000	1,548,172,000
	Kasulu TC	690,183,000	1,249,338,000	1,939,521,000
	Kigoma DC	876,573,000	1,186,803,000	2,063,376,000
	Kasulu DC	958,344,000	1,103,035,000	2,061,379,000
	Kibondo DC	775,674,000	1,911,693,000	2,687,367,000
	Kakonko DC	700,722,000	876,708,000	1,577,430,000
	Bunjuwa DC	900,774,000	749,968,000	1,650,742,000
	Uyuzna DC	1,225,542,000	1,410,355,000	2,635,897,000
	<b>Jumla Ndogo</b>	<b>6,707,889,000</b>	<b>9,455,995,000</b>	<b>16,163,884,000</b>
	Kilimanjaro			
	10			

NA.	MKOA/HALMASHAURI	JUMILA MSINGI (TZS)	JUMILA SEKONDARI (TZS)	JUMILA KUU (TZS)
11	Moshi MC	446,619,000	1,956,733,000	2,403,352,000
	Hai DC	691,635,000	1,814,633,000	2,506,268,000
	Moshi DC	1,131,909,000	2,777,548,000	3,909,457,000
	Rombo DC	835,011,000	1,089,383,000	1,924,394,000
	Same DC	987,513,000	1,436,395,000	2,423,908,000
	Mwanza DC	591,114,000	1,510,658,000	2,101,772,000
	Sihya DC	419,841,000	1,040,508,000	1,460,349,000
	<b>Jumlia Ndogo</b>	<b>5,103,642,000</b>	<b>11,625,858,000</b>	<b>16,729,500,000</b>
	Lindi			
	Lindi MC	271,497,000	723,310,000	994,807,000
	Nachingwea DC	645,471,000	595,913,000	1,241,384,000
Kilwa DC	811,260,000	959,810,000	1,771,070,000	
Liwale DC	404,457,000	442,048,000	846,505,000	
Mtama DC	744,699,000	274,763,000	1,019,462,000	
Ruanwaa DC	503,109,000	1,003,023,000	1,506,132,000	
<b>Jumlia Ndogo</b>	<b>3,380,493,000</b>	<b>3,998,867,000</b>	<b>7,379,360,000</b>	
12	Mtara			
	Musoma MC	554,646,000	2,158,015,000	2,712,661,000
	Tarime TC	344,157,000	1,004,095,000	1,348,252,000
	Bunda TC	552,807,000	681,963,000	1,234,770,000
	Bunda DC	843,933,000	863,950,000	1,707,883,000
	Musoma DC	854,319,000	725,763,000	1,580,082,000
	Serengeti DC	1,154,019,000	1,195,083,000	2,347,102,000
	Tarime DC	1,007,202,000	1,660,890,000	2,668,092,000
	Rorlya DC	1,044,429,000	1,499,665,000	2,544,094,000
	Butiama DC	818,352,000	995,170,000	1,813,522,000
	<b>Jumlia Ndogo</b>	<b>7,173,864,000</b>	<b>10,782,594,000</b>	<b>17,956,458,000</b>
13	Mbeya			
	Mbeya CC	1,021,464,000	2,566,068,000	3,587,532,000
	Chunya DC	709,284,000	1,127,940,000	1,837,224,000
	Kyela DC	872,637,000	1,265,763,000	2,138,390,000
	Mbeya DC	1,178,082,000	1,361,343,000	2,539,425,000
	Rungwe DC	1,020,537,000	1,966,240,000	2,986,777,000
	Mhanali DC	952,770,000	1,416,843,000	2,369,613,000
	Busokelo DC	386,931,000	1,741,840,000	2,128,771,000
	<b>Jumlia Ndogo</b>	<b>6,141,705,000</b>	<b>11,446,027,000</b>	<b>17,587,732,000</b>
	Morogoro			
	Morogoro MC	1,236,516,000	1,810,713,000	3,047,229,000
Ifakara TC	656,898,000	1,139,328,000	1,796,226,000	
Morogoro DC	1,069,314,000	627,255,000	1,696,569,000	

NA.	MKOA/HALMASHAURI	JUMILA MSINGI (TZS)	JUMILA SEKONDARI (TZS)	JUMILA KUU (TZS)
15	Kilosa DC	1,452,489,000	2,811,108,000	4,263,597,000
	Mlimba DC	731,886,000	779,365,000	1,511,251,000
	Ulanga DC	612,909,000	1,348,033,000	1,960,942,000
	Mvomero DC	1,257,090,000	1,425,538,000	2,682,628,000
	Gairo DC	618,495,000	425,785,000	1,044,280,000
	Malinyi DC	582,048,000	451,898,000	1,033,946,000
	<b>Jumlia Ndogo</b>	<b>8,217,645,000</b>	<b>10,819,023,000</b>	<b>19,036,668,000</b>
	Mtwara			
	Mtwara MC	349,710,000	1,409,578,000	1,759,288,000
	Masasi TC	354,381,000	612,958,000	967,339,000
	Niwala TC	348,534,000	560,345,000	908,879,000
	Nanyamba TC	407,100,000	326,263,000	733,363,000
	Mtwara DC	556,716,000	865,990,000	1,422,706,000
Niwala DC	456,168,000	446,038,000	902,206,000	
Masasi DC	1,025,007,000	2,300,763,000	3,325,770,000	
Tandahimba DC	846,375,000	678,305,000	1,524,680,000	
Nanyumbur DC	543,408,000	383,343,000	926,751,000	
<b>Jumlia Ndogo</b>	<b>4,887,399,000</b>	<b>7,583,583,000</b>	<b>12,470,982,000</b>	
16	Mwanza			
	Mwanza CC	1,163,874,000	3,497,763,000	4,661,637,000
	Ilemela MC	902,358,000	2,532,118,000	3,434,476,000
	Ukerewe DC	1,149,771,000	2,133,615,000	3,283,386,000
	Sengerema DC	1,484,220,000	2,062,205,000	3,546,425,000
	Kwimba DC	1,346,478,000	1,952,185,000	3,298,663,000
	Magu DC	1,123,782,000	1,622,660,000	2,746,442,000
	Misingwi DC	1,388,292,000	858,210,000	2,246,502,000
	Buchosa DC	1,012,305,000	831,188,000	1,843,493,000
	<b>Jumlia Ndogo</b>	<b>9,571,080,000</b>	<b>15,489,944,000</b>	<b>25,061,024,000</b>
	Ruvuma			
	Songea MC	834,921,000	2,220,390,000	3,055,311,000
	Mhinga TC	553,803,000	376,385,000	930,188,000
Songea DC	489,396,000	629,440,000	1,118,836,000	
Tunduru DC	1,061,181,000	1,253,258,000	2,314,439,000	
Mhinga DC	997,587,000	1,339,840,000	2,337,427,000	
Namtumbo DC	799,821,000	1,215,113,000	1,954,934,000	
Nyasa DC	726,651,000	712,388,000	1,439,039,000	
Madaba DC	228,114,000	327,265,000	555,369,000	
<b>Jumlia Ndogo</b>	<b>5,631,474,000</b>	<b>8,074,069,000</b>	<b>13,705,543,000</b>	
18	Shinyanga			
	Shinyanga MC	590,067,000	942,270,000	1,532,337,000

NA.	MKOA/HALIMASHAURI	JUMLA MSINGI (TZS)	JUMLA SEKONDARI (TZS)	JUMLA KUU (TZS)
19	Kahama TC	888.588.000	1.102.033.000	1.990.621.000
	Shinyanga DC	1.031.823.000	877.453.000	1.909.276.000
	Ushetu DC	956.499.000	629.885.000	1.586.384.000
	Kishapu DC	1.005.003.000	1.249.465.000	2.253.468.000
	Msalala DC	839.745.000	632.180.000	1.471.925.000
	<b>Jumla Ndogo</b>	<b>5,311,725,000</b>	<b>5,432,286,000</b>	<b>10,744,011,000</b>
	Singida MC	561.198.000	1.166.250.000	1.727.448.000
	Iligi DC	468.006.000	372.420.000	840.426.000
	Singida DC	871.191.000	1.197.503.000	2.068.694.000
	Iramba DC	803.092.000	1.127.790.000	1.930.872.000
20	Manyoni DC	586.089.000	435.213.000	1.021.302.000
	Kungi DC	1.106.931.000	784.285.000	1.891.216.000
	Mkalama DC	811.611.000	594.928.000	1.406.539.000
	<b>Jumla Ndogo</b>	<b>5,208,108,000</b>	<b>5,678,389,000</b>	<b>10,886,497,000</b>
	Tabora			
	Tabora MC	868.599.000	2.896.850.000	3.765.449.000
	Nzega TC	284.940.000	371.813.000	656.753.000
	Igunga DC	1.091.475.000	1.479.723.000	2.571.198.000
	Nzega DC	1.253.343.000	749.708.000	2.003.051.000
	Uyui DC	1.194.240.000	965.473.000	2.159.713.000
21	Urambo DC	634.248.000	1.099.943.000	1.734.191.000
	Sikonge DC	762.114.000	371.669.000	1.133.779.000
	Kailua DC	1.348.110.000	1.221.920.000	2.570.030.000
	<b>Jumla Ndogo</b>	<b>7,437,069,000</b>	<b>9,157,095,000</b>	<b>16,594,164,000</b>
	Tanga			
	Tanga CC	797.373.000	2.486.860.000	3.284.233.000
	Korogwe TC	252.240.000	1.042.498.000	1,294.738.000
	Handeni TC	313.359.000	531.918.000	845.277.000
	Mulheza DC	763.932.000	1.022.548.000	1.786.480.000
	Pangani DC	257.088.000	324.243.000	581.331.000
22	Korogwe DC	969.948.000	963.600.000	1.933.548.000
	Handeni DC	967.092.000	780.120.000	1.747.212.000
	Lushoto DC	1.383.621.000	1.508.640.000	2.892.261.000
	Kilindi DC	815.469.000	746.058.000	1.563.527.000
	Mkinga DC	504.828.000	569.180.000	1.094.008.000
	Bumbuli DC	593.661.000	489.605.000	1.083.266.000
	<b>Jumla Ndogo</b>	<b>7,618,611,000</b>	<b>10,487,470,000</b>	<b>18,106,081,000</b>
	Kagera			
	Bukoba MC	440.553.000	2.601.018.000	3,041,571,000

NA.	MKOA/HALIMASHAURI	JUMILA MSINGI (TZS)	JUMILA SEKONDARI (TZS)	JUMILA KUU (TZS)
23	Karagwe DC	895,245,000	805,915,000	1,701,160,000
	Biharamulo DC	1,272,810,000	2,330,815,000	3,603,625,000
	Muleba DC	1,754,793,000	2,131,528,000	3,886,321,000
	Bukoba DC	915,816,000	1,116,190,000	2,032,006,000
	Ngara DC	988,881,000	2,688,085,000	3,676,946,000
	Missenyi DC	678,270,000	687,993,000	1,366,263,000
	Kyenya DC	886,893,000	941,648,000	1,828,541,000
	<b>Jumlia Ndogo</b>	<b>7,833,261,000</b>	<b>13,303,172,000</b>	<b>21,136,433,000</b>
	Dar es Salaam			
	Dar es Salaam CC	2,193,729,000	4,809,705,000	7,003,434,000
24	Kirondini MC	944,982,000	1,460,653,000	2,405,635,000
	Temeka MC	2,068,005,000	2,355,203,000	4,423,208,000
	Ubungo MC	958,863,000	1,727,160,000	2,686,023,000
	Kigamboni MC	588,798,000	1,349,918,000	1,938,716,000
	<b>Jumlia Ndogo</b>	<b>6,754,377,000</b>	<b>11,702,639,000</b>	<b>18,457,016,000</b>
	Rukwa			
	Sumbawanga MC	750,777,000	1,534,443,000	2,285,220,000
	Sumbawanga DC	1,095,087,000	918,720,000	2,013,807,000
	Nkasi DC	1,157,067,000	1,254,490,000	2,411,557,000
	Kalambo DC	859,209,000	1,136,930,000	1,996,139,000
25	<b>Jumlia Ndogo</b>	<b>3,862,140,000</b>	<b>4,844,583,000</b>	<b>8,706,723,000</b>
	Songwe			
	Tunduma TC	511,494,000	1,060,858,000	1,572,352,000
	Ileje DC	500,958,000	637,660,000	1,138,618,000
	Mhazi DC	1,316,241,000	1,584,995,000	2,901,236,000
	Momba DC	602,754,000	393,498,000	996,252,000
	Songwe DC	468,279,000	693,110,000	1,161,389,000
	<b>Jumlia Ndogo</b>	<b>3,399,726,000</b>	<b>4,370,121,000</b>	<b>7,769,847,000</b>
	Manyara			
	Babati TC	263,388,000	398,718,000	662,106,000
26	Mhalili TC	432,048,000	756,005,000	1,188,053,000
	Babati DC	1,850,577,000	1,630,625,000	3,481,202,000
	Hanang DC	1,254,996,000	1,561,930,000	2,816,926,000
	Kifato DC	1,959,534,000	2,141,788,000	4,101,322,000
	Mbulu DC	1,053,711,000	515,600,000	1,569,311,000
	Simanjoro DC	1,036,302,000	697,795,000	1,734,097,000
	<b>Jumlia Ndogo</b>	<b>7,850,556,000</b>	<b>7,702,661,000</b>	<b>15,553,217,000</b>
	Jumlia Kuu			
		<b>157,791,024,000</b>	<b>241,851,185,000</b>	<b>399,642,209,000</b>

**Kiambatisho Namba 14**  
**FEDHA ZILIZOTENGWA KWA AJILI YA UJENZI WA VYUMBA VYA MADARASA, MABWENI, UZIO NA MATUNDU YA VYOO KWA SHULE ZA MSINGI NA SEKONDARI KWA MWAKA WA FEDHA WA 2023/24**

NA.	Mikoal/ Halimashauri	Ujenzi wa matundu ya vyoo Vifuo Shikizi	Ujenzi wa matundu ya vyoo ya kidato cha V & VI	Ujenzi wa mabweni 61 ya wanafunzi wenye mahitaji maalum	Ujenzi wa uzio wa mabweni ya wanafunzi wenye mahitaji maalum	Ujenzi wa vyumba vya madarasa ya kidato cha V & VI	JUMILA
1	Katavi						
	Mpanda MC	28,000,000	14,000,000	-	30,000,000	130,000,000	202,000,000
	Tanganyika DC	28,000,000	-	128,000,000	-	-	156,000,000
	Nsimbo DC	28,000,000	-	128,000,000	30,000,000	-	186,000,000
	Miele DC	28,000,000	-	-	30,000,000	-	58,000,000
	Mpimbawe DC	28,000,000	-	-	30,000,000	-	58,000,000
	<b>Jumlia Ndogo</b>	<b>140,000,000</b>	<b>14,000,000</b>	<b>256,000,000</b>	<b>120,000,000</b>	<b>130,000,000</b>	<b>660,000,000</b>
2	Simiyu						
	Baradi TC	28,000,000	-	-	-	-	28,000,000
	Baradi DC	28,000,000	-	128,000,000	30,000,000	-	186,000,000
	Maswa DC	56,000,000	-	-	30,000,000	-	86,000,000
	Mesitu DC	56,000,000	64,000,000	-	-	546,000,000	666,000,000
	Busega DC	28,000,000	-	-	-	-	28,000,000
	Itilima DC	28,000,000	10,000,000	128,000,000	-	78,000,000	244,000,000
<b>Jumlia Ndogo</b>	<b>224,000,000</b>	<b>74,000,000</b>	<b>256,000,000</b>	<b>60,000,000</b>	<b>624,000,000</b>	<b>1,238,000,000</b>	
3	Njombe						
	Njombe TC	28,000,000	24,000,000	-	-	208,000,000	260,000,000
	Makambako TC	28,000,000	-	-	-	-	28,000,000
	Njombe DC	28,000,000	116,000,000	128,000,000	-	988,000,000	1,260,000,000
	Ludewa DC	28,000,000	38,000,000	-	30,000,000	338,000,000	434,000,000
	Makete DC	28,000,000	184,000,000	-	30,000,000	1,586,000,000	1,828,000,000
	Wanging'ombe DC	28,000,000	18,000,000	-	-	130,000,000	176,000,000
<b>Jumlia Ndogo</b>	<b>168,000,000</b>	<b>380,000,000</b>	<b>128,000,000</b>	<b>60,000,000</b>	<b>3,250,000,000</b>	<b>3,986,000,000</b>	
4	Geita						
	Geita TC	28,000,000	-	-	30,000,000	-	58,000,000
	Geita DC	56,000,000	-	-	30,000,000	-	86,000,000
	Bukombe DC	28,000,000	10,000,000	-	30,000,000	78,000,000	146,000,000
	Chato DC	28,000,000	368,000,000	-	60,000,000	3,172,000,000	3,628,000,000
	Mbogwe DC	28,000,000	-	-	30,000,000	-	58,000,000
	Nyang'hwale DC	28,000,000	-	128,000,000	-	-	156,000,000
<b>Jumlia Ndogo</b>	<b>196,000,000</b>	<b>378,000,000</b>	<b>128,000,000</b>	<b>180,000,000</b>	<b>3,250,000,000</b>	<b>4,132,000,000</b>	
5	Arusha						
	Arusha CC	28,000,000	154,000,000	-	30,000,000	1,352,000,000	1,564,000,000
	Monduli DC	28,000,000	-	-	-	-	28,000,000
	Ngorongoro DC	28,000,000	-	-	-	-	28,000,000

NA.	Mikoal/ Halmashauri	Ujenzi wa matundu ya vyojo Vituo Shikizi	Ujenzi wa matundu ya vyojo ya kidato cha V & VI	Ujenzi wa mabweni 61 ya wanafunzi wenye mahitaji maalum	Ujenzi wa uzio wa mabweni ya wanafunzi wenye mahitaji maalum	Ujenzi wa vyumba vya madarasa ya kidato cha V & VI	JUMLA
	Karatu DC	28,000,000	36,000,000	128,000,000	-	312,000,000	504,000,000
	Meru DC	28,000,000	16,000,000	-	-	130,000,000	174,000,000
	Arusha DC	28,000,000	-	-	-	-	28,000,000
	Longido DC	28,000,000	-	-	-	-	28,000,000
	<b>Jumla Ndogo</b>	<b>196,000,000</b>	<b>206,000,000</b>	<b>128,000,000</b>	<b>30,000,000</b>	<b>1,794,000,000</b>	<b>2,354,000,000</b>
	Pwani						
6	Kibaha TC	28,000,000	-	-	30,000,000	-	58,000,000
	Begamoyo DC	28,000,000	16,000,000	128,000,000	-	130,000,000	302,000,000
	Mafia DC	28,000,000	-	128,000,000	-	-	156,000,000
	Kisarawe DC	28,000,000	160,000,000	128,000,000	-	1,378,000,000	1,694,000,000
	Kibaha DC	28,000,000	12,000,000	128,000,000	-	104,000,000	272,000,000
	Rufiji DC	28,000,000	-	-	-	-	28,000,000
	Mkuranga DC	28,000,000	72,000,000	-	-	624,000,000	724,000,000
	Chalinze DC	28,000,000	48,000,000	-	30,000,000	416,000,000	522,000,000
	Kibiti DC	28,000,000	4,000,000	-	30,000,000	26,000,000	88,000,000
	<b>Jumla Ndogo</b>	<b>252,000,000</b>	<b>312,000,000</b>	<b>512,000,000</b>	<b>90,000,000</b>	<b>2,678,000,000</b>	<b>3,844,000,000</b>
7	Dodoma						
	Dodoma CC	28,000,000	84,000,000	-	30,000,000	728,000,000	870,000,000
	Kondoa TC	28,000,000	32,000,000	128,000,000	-	286,000,000	474,000,000
	Kondoa DC	28,000,000	-	-	-	-	28,000,000
	Mipwapa DC	56,000,000	70,000,000	128,000,000	-	598,000,000	852,000,000
	Kongwa DC	28,000,000	130,000,000	-	-	1,118,000,000	1,276,000,000
	Bahi DC	28,000,000	-	-	30,000,000	-	58,000,000
	Chamwino DC	56,000,000	10,000,000	-	-	104,000,000	170,000,000
	Chemba DC	28,000,000	26,000,000	128,000,000	-	234,000,000	416,000,000
	<b>Jumla Ndogo</b>	<b>260,000,000</b>	<b>352,000,000</b>	<b>364,000,000</b>	<b>60,000,000</b>	<b>3,068,000,000</b>	<b>4,144,000,000</b>
	Iringa						
8	Iringa MC	28,000,000	-	-	-	-	28,000,000
	Mafinga TC	28,000,000	-	-	-	-	28,000,000
	Iringa DC	56,000,000	32,000,000	-	30,000,000	286,000,000	404,000,000
	Mufindi DC	56,000,000	28,000,000	128,000,000	-	234,000,000	446,000,000
	Kilolo DC	28,000,000	-	-	-	-	28,000,000
	<b>Jumla Ndogo</b>	<b>196,000,000</b>	<b>60,000,000</b>	<b>128,000,000</b>	<b>30,000,000</b>	<b>520,000,000</b>	<b>934,000,000</b>
9	Kigoma						
	Kigoma MC	28,000,000	40,000,000	-	30,000,000	364,000,000	462,000,000
	Kasulu TC	28,000,000	-	-	-	-	28,000,000
	Kigoma DC	28,000,000	-	-	30,000,000	-	58,000,000
	Kasulu DC	28,000,000	58,000,000	-	-	494,000,000	580,000,000

NA.	Mikoal/ Halmashauri	Ujenzi wa matundu ya vyoo Vituo Shikizi	Ujenzi wa matundu ya vyoo ya kidato cha V & VI	Ujenzi wa mabweni 61 ya wanafunzi wenyewe mahitaji maalum	Ujenzi wa uzio wa mabweni ya wanafunzi wenyewe mahitaji maalum	Ujenzi wa vyumba vya madarasa ya Kidato cha V & VI	JUMLA
10	Kibondo DC	28,000,000	80,000,000	-	30,000,000	676,000,000	814,000,000
	Kakonko DC	28,000,000	-	-	-	-	28,000,000
	Buhigwe DC	28,000,000	-	55,000,000	30,000,000	234,000,000	113,000,000
	Uvinza DC	28,000,000	28,000,000	-	30,000,000	234,000,000	320,000,000
	<b>Jumla Ndogo</b>	<b>224,000,000</b>	<b>206,000,000</b>	<b>55,000,000</b>	<b>150,000,000</b>	<b>1,768,000,000</b>	<b>2,403,000,000</b>
	Kilimanjaro						
	Moshi MC	28,000,000	28,000,000	-	-	234,000,000	290,000,000
	Hai DC	28,000,000	76,000,000	-	30,000,000	650,000,000	784,000,000
	Moshi DC	56,000,000	100,000,000	-	30,000,000	884,000,000	1,070,000,000
	Rombo DC	28,000,000	-	-	30,000,000	-	58,000,000
11	Same DC	56,000,000	46,000,000	-	30,000,000	416,000,000	548,000,000
	Mwanga DC	28,000,000	98,000,000	-	-	858,000,000	984,000,000
	Siha DC	28,000,000	138,000,000	128,000,000	-	1,196,000,000	1,490,000,000
	<b>Jumla Ndogo</b>	<b>252,000,000</b>	<b>486,000,000</b>	<b>128,000,000</b>	<b>120,000,000</b>	<b>4,238,000,000</b>	<b>5,224,000,000</b>
	Lindi						
	Lindi MC	56,000,000	-	128,000,000	-	-	184,000,000
12	Nachingwea DC	28,000,000	-	128,000,000	-	-	156,000,000
	Kilwa DC	56,000,000	-	-	-	-	56,000,000
	Livale DC	28,000,000	-	128,000,000	-	-	156,000,000
	Mtama DC	28,000,000	-	-	-	-	28,000,000
	Ruangwa DC	28,000,000	146,000,000	-	30,000,000	1,300,000,000	1,504,000,000
	<b>Jumla Ndogo</b>	<b>224,000,000</b>	<b>146,000,000</b>	<b>384,000,000</b>	<b>30,000,000</b>	<b>1,300,000,000</b>	<b>2,084,000,000</b>
	Mara						
	Musoma MC	28,000,000	88,000,000	-	-	754,000,000	870,000,000
Tanika TC	28,000,000	-	-	30,000,000	-	58,000,000	
13	Bunda TC	28,000,000	-	-	30,000,000	-	58,000,000
	Bunda DC	56,000,000	-	128,000,000	-	-	184,000,000
	Musoma DC	28,000,000	-	128,000,000	-	-	156,000,000
	Senegeti DC	28,000,000	-	-	-	-	28,000,000
	Tanika DC	28,000,000	70,000,000	128,000,000	-	598,000,000	824,000,000
	Rorwa DC	28,000,000	22,000,000	-	30,000,000	208,000,000	288,000,000
	Buliama DC	28,000,000	52,000,000	-	30,000,000	442,000,000	552,000,000
	<b>Jumla Ndogo</b>	<b>280,000,000</b>	<b>232,000,000</b>	<b>384,000,000</b>	<b>120,000,000</b>	<b>2,002,000,000</b>	<b>3,018,000,000</b>
	Mbeya						
	Mbeya CC	28,000,000	18,000,000	128,000,000	-	156,000,000	330,000,000
Chunya DC	28,000,000	-	-	30,000,000	-	58,000,000	
Kyela DC	28,000,000	-	128,000,000	-	-	156,000,000	
Mbeya DC	28,000,000	26,000,000	128,000,000	-	234,000,000	416,000,000	



NA.	Mikoal/ Halmashauri	Ujenzi wa matunduo ya vyoo Vituo Shikizi	Ujenzi wa matunduo ya vyoo ya kidato cha V & VI	Ujenzi wa mabweni 61 ya wanafunzi wenye mahitaji maalum	Ujenzi wa uzio wa mabweni ya wanafunzi wenye mahitaji maalum	Ujenzi wa vyumba vya madarasa ya Kidato cha V & VI	JUMLA
	Rungwe DC	28,000,000	12,000,000	-	30,000,000	104,000,000	174,000,000
	Mbarali DC	28,000,000	-	128,000,000	-	-	156,000,000
	Busokelo DC	28,000,000	-	-	30,000,000	-	58,000,000
	<b>Jumla Ndogo</b>	<b>196,000,000</b>	<b>56,000,000</b>	<b>512,000,000</b>	<b>90,000,000</b>	<b>494,000,000</b>	<b>1,348,000,000</b>
14	Morogoro						
	Morogoro MC	28,000,000	22,000,000	-	30,000,000	208,000,000	288,000,000
	Ifakara TC	28,000,000	60,000,000	128,000,000	-	546,000,000	762,000,000
	Morogoro DC	56,000,000	36,000,000	-	30,000,000	312,000,000	434,000,000
	Kilosa DC	56,000,000	50,000,000	-	30,000,000	442,000,000	578,000,000
	Mlimba DC	28,000,000	-	-	30,000,000	-	58,000,000
	Ulanga DC	28,000,000	34,000,000	128,000,000	-	312,000,000	502,000,000
	Mvomero DC	28,000,000	76,000,000	-	30,000,000	650,000,000	784,000,000
	Gairo DC	28,000,000	-	-	30,000,000	-	58,000,000
	Malinzi DC	28,000,000	-	128,000,000	-	-	156,000,000
	<b>Jumla Ndogo</b>	<b>308,000,000</b>	<b>278,000,000</b>	<b>384,000,000</b>	<b>180,000,000</b>	<b>2,470,000,000</b>	<b>3,620,000,000</b>
15	Mtwara						
	Mtwara MC	28,000,000	26,000,000	128,000,000	-	234,000,000	416,000,000
	Masasi TC	28,000,000	34,000,000	-	-	286,000,000	348,000,000
	Newala TC	28,000,000	-	-	30,000,000	-	58,000,000
	Nanyamba TC	28,000,000	66,000,000	-	-	572,000,000	666,000,000
	Mtwara DC	28,000,000	6,000,000	128,000,000	30,000,000	52,000,000	244,000,000
	Newala DC	28,000,000	-	128,000,000	-	-	156,000,000
	Masasi DC	56,000,000	68,000,000	-	-	572,000,000	696,000,000
	Tandahimba DC	28,000,000	-	-	-	-	28,000,000
	Nanyumbu DC	28,000,000	-	-	-	-	28,000,000
	<b>Jumla Ndogo</b>	<b>280,000,000</b>	<b>200,000,000</b>	<b>384,000,000</b>	<b>60,000,000</b>	<b>1,716,000,000</b>	<b>2,640,000,000</b>
16	Mwanza						
	Mwanza CC	28,000,000	22,000,000	-	30,000,000	208,000,000	288,000,000
	Ilemela MC	28,000,000	-	-	30,000,000	52,000,000	110,000,000
	Ukerewe DC	28,000,000	108,000,000	-	30,000,000	936,000,000	1,102,000,000
	Sengerema DC	28,000,000	-	-	30,000,000	-	58,000,000
	Kwimba DC	56,000,000	40,000,000	-	-	338,000,000	434,000,000
	Magu DC	28,000,000	-	-	30,000,000	-	58,000,000
	Misungwi DC	28,000,000	-	-	-	-	28,000,000
	Buchoa DC	28,000,000	-	128,000,000	-	-	156,000,000
	<b>Jumla Ndogo</b>	<b>252,000,000</b>	<b>170,000,000</b>	<b>128,000,000</b>	<b>150,000,000</b>	<b>1,534,000,000</b>	<b>2,234,000,000</b>
17	Ruvuma						
	Songea MC	28,000,000	86,000,000	-	60,000,000	754,000,000	928,000,000

NA.	Mikoal/ Halmashauri	Ujenzi wa matunduu ya vyoo Vituo Shikizi	Ujenzi wa matunduu ya vyoo ya kidato cha V & VI	Ujenzi wa mabweni 61 ya wanafunzi wenye mahitaji maalum	Ujenzi wa uzio wa mabweni ya wanafunzi wenye mahitaji maalum	Ujenzi wa vyumba vya madarasa ya kidato cha V & VI	JUMLA
18	Mbinga TC	28,000,000	-	-	30,000,000	-	58,000,000
	Songea DC	28,000,000	122,000,000	128,000,000	-	1,066,000,000	1,344,000,000
	Tunduru DC	56,000,000	72,000,000	-	30,000,000	650,000,000	808,000,000
	Mbinga DC	28,000,000	-	128,000,000	-	-	156,000,000
	Nantumbo DC	28,000,000	112,000,000	-	30,000,000	988,000,000	1,158,000,000
	Nyasa DC	28,000,000	-	-	-	-	28,000,000
	Madaba DC	28,000,000	-	128,000,000	-	-	156,000,000
	<b>Jumla Ndogo</b>	<b>252,000,000</b>	<b>392,000,000</b>	<b>384,000,000</b>	<b>150,000,000</b>	<b>3,458,000,000</b>	<b>4,636,000,000</b>
	Shinyanga						
	Shinyanga MC	28,000,000	-	-	-	-	28,000,000
19	Kahama TC	28,000,000	-	-	30,000,000	-	58,000,000
	Shinyanga DC	28,000,000	46,000,000	128,000,000	-	390,000,000	592,000,000
	Ushetu DC	28,000,000	32,000,000	128,000,000	-	286,000,000	474,000,000
	Kishapu DC	28,000,000	6,000,000	128,000,000	-	52,000,000	214,000,000
	Misalala DC	28,000,000	-	128,000,000	-	-	156,000,000
	<b>Jumla Ndogo</b>	<b>168,000,000</b>	<b>84,000,000</b>	<b>512,000,000</b>	<b>30,000,000</b>	<b>728,000,000</b>	<b>1,522,000,000</b>
	Singida						
	Singida MC	28,000,000	-	-	-	-	28,000,000
	Itigi DC	28,000,000	-	128,000,000	-	-	156,000,000
	Singida DC	28,000,000	-	-	60,000,000	-	88,000,000
Iramba DC	28,000,000	32,000,000	-	-	286,000,000	346,000,000	
20	Manyoni DC	28,000,000	-	-	30,000,000	-	58,000,000
	Ikungi DC	56,000,000	-	-	-	-	56,000,000
	Mkalama DC	28,000,000	-	-	30,000,000	-	58,000,000
	<b>Jumla Ndogo</b>	<b>224,000,000</b>	<b>32,000,000</b>	<b>128,000,000</b>	<b>120,000,000</b>	<b>286,000,000</b>	<b>790,000,000</b>
	Tabora						
	Tabora MC	28,000,000	16,000,000	-	-	130,000,000	174,000,000
	Nzeza TC	28,000,000	-	128,000,000	-	-	156,000,000
	Ijungu DC	56,000,000	22,000,000	-	30,000,000	182,000,000	290,000,000
	Nzeza DC	56,000,000	100,000,000	128,000,000	-	884,000,000	1,168,000,000
	Uyui DC	56,000,000	42,000,000	-	30,000,000	364,000,000	492,000,000
21	Urambo DC	28,000,000	-	-	30,000,000	-	58,000,000
	Sikonge DC	28,000,000	26,000,000	-	30,000,000	208,000,000	292,000,000
	Kaliua DC	56,000,000	-	128,000,000	-	-	184,000,000
	<b>Jumla Ndogo</b>	<b>336,000,000</b>	<b>206,000,000</b>	<b>384,000,000</b>	<b>120,000,000</b>	<b>1,768,000,000</b>	<b>2,814,000,000</b>
	Tanga						
	Tanga CC	28,000,000	14,000,000	-	30,000,000	130,000,000	202,000,000
	Kongwe TC	28,000,000	-	-	-	-	28,000,000

NA.	Mikoal/ Halmashauri	Ujenzi wa matundu ya vyojo Vituo Shikizi	Ujenzi wa matundu ya vyojo ya kidato cha V & VI	Ujenzi wa mabweni 61 ya wanafunzi wenye mahitaji maalum	Ujenzi wa uzio wa mabweni ya wanafunzi wenye mahitaji maalum	Ujenzi wa vyumba vya madarasa ya kidato cha V & VI	JUMLA
	Handeni TC	28,000,000	-	128,000,000	-	-	156,000,000
	Mtweza DC	28,000,000	80,000,000	-	60,000,000	676,000,000	844,000,000
	Pangani DC	28,000,000	36,000,000	128,000,000	-	-	312,000,000
	Konogwe DC	28,000,000	40,000,000	-	30,000,000	338,000,000	504,000,000
	Handeni DC	28,000,000	116,000,000	128,000,000	-	888,000,000	1,260,000,000
	Lushoto DC	56,000,000	246,000,000	-	-	2,132,000,000	2,434,000,000
	Kilindi DC	28,000,000	74,000,000	-	30,000,000	624,000,000	756,000,000
	Mkinga DC	28,000,000	-	-	30,000,000	-	58,000,000
	Bumbuli DC	28,000,000	-	128,000,000	-	-	156,000,000
	<b>Jumlia Ndogo</b>	<b>336,000,000</b>	<b>606,000,000</b>	<b>512,000,000</b>	<b>180,000,000</b>	<b>5,200,000,000</b>	<b>6,834,000,000</b>
22	Kagera						
	Bukoba MC	28,000,000	72,000,000	-	30,000,000	624,000,000	754,000,000
	Karagwe DC	28,000,000	-	-	60,000,000	-	88,000,000
	Biharamulo DC	28,000,000	-	-	30,000,000	-	58,000,000
	Muleba DC	56,000,000	-	-	60,000,000	-	116,000,000
	Bukoba DC	28,000,000	42,000,000	128,000,000	-	364,000,000	562,000,000
	Ngara DC	28,000,000	60,000,000	128,000,000	-	520,000,000	736,000,000
	Missenyi DC	28,000,000	14,000,000	128,000,000	30,000,000	104,000,000	304,000,000
	Kyenya DC	28,000,000	-	128,000,000	-	-	156,000,000
	<b>Jumlia Ndogo</b>	<b>252,000,000</b>	<b>188,000,000</b>	<b>512,000,000</b>	<b>210,000,000</b>	<b>1,612,000,000</b>	<b>2,774,000,000</b>
23	Dar es Salaam						
	DSM CC	56,000,000	-	-	-	494,000,000	550,000,000
	Kinondoni MC	72,000,000	-	-	30,000,000	624,000,000	726,000,000
	Temeke MC	32,000,000	-	-	-	286,000,000	318,000,000
	Ubungo MC	-	-	128,000,000	-	-	128,000,000
	Kigamboni MC	-	-	-	30,000,000	-	30,000,000
	<b>Jumlia Ndogo</b>	<b>-</b>	<b>160,000,000</b>	<b>128,000,000</b>	<b>60,000,000</b>	<b>1,404,000,000</b>	<b>1,752,000,000</b>
24	Rukwa						
	Sumbawanga MC	28,000,000	-	-	-	-	28,000,000
	Sumbawanga DC	28,000,000	-	-	-	-	28,000,000
	Nkasi DC	56,000,000	20,000,000	128,000,000	-	182,000,000	386,000,000
	Kalambo DC	28,000,000	-	128,000,000	30,000,000	-	186,000,000
	<b>Jumlia Ndogo</b>	<b>140,000,000</b>	<b>20,000,000</b>	<b>256,000,000</b>	<b>30,000,000</b>	<b>182,000,000</b>	<b>628,000,000</b>
25	Songwe						
	Tunduma TC	28,000,000	104,000,000	-	-	884,000,000	1,016,000,000
	Ilege DC	28,000,000	62,000,000	128,000,000	30,000,000	546,000,000	794,000,000
	Mbozi DC	56,000,000	6,000,000	-	-	52,000,000	114,000,000
	Momba DC	28,000,000	-	-	-	-	28,000,000

NA.	Mikoal/ Halmashauri	Ujenzi wa matunduu ya vyoo Vituo Shikizi	Ujenzi wa matunduu ya vyoo ya kidato cha V & VI	Ujenzi wa mabweni 61 ya wanafunzi wenye mahitaji maalum	Ujenzi wa uzio wa mabweni ya wanafunzi wenye mahitaji maalum	Ujenzi wa vyumba vya madarasa ya Kidato cha V & VI	JUMLA
	Songwe DC	28,000,000	-	128,000,000	-	-	156,000,000
	<b>Jumla Ndogo</b>	<b>168,000,000</b>	<b>172,000,000</b>	<b>256,000,000</b>	<b>30,000,000</b>	<b>1,482,000,000</b>	<b>2,108,000,000</b>
26	Manyara						
	Babati TC	28,000,000	-	128,000,000	-	-	156,000,000
	Mbulu TC	28,000,000	16,000,000	128,000,000	-	130,000,000	302,000,000
	Babati DC	28,000,000	10,000,000	-	60,000,000	78,000,000	176,000,000
	Hanang DC	28,000,000	50,000,000	-	30,000,000	416,000,000	524,000,000
	Kiteto DC	28,000,000	-	128,000,000	-	-	156,000,000
	Mbulu DC	28,000,000	18,000,000	128,000,000	-	156,000,000	330,000,000
	Simanjiro DC	28,000,000	18,000,000	-	30,000,000	156,000,000	232,000,000
	<b>Jumla Ndogo</b>	<b>196,000,000</b>	<b>112,000,000</b>	<b>512,000,000</b>	<b>120,000,000</b>	<b>936,000,000</b>	<b>1,876,000,000</b>
	<b>Jumla Kuu</b>	<b>5,740,000,000</b>	<b>5,522,000,000</b>	<b>7,863,000,000</b>	<b>2,580,000,000</b>	<b>47,892,000,000</b>	<b>69,597,000,000</b>

## FEDHA ZILIZOTENGWA KATIKA MWAKA WA FEDHA WA 2023/24 KWA AJILI YA UKARABATI WA SHULE KONGWE ZA MSINGI NA SEKONDARI

NA.	Mkoa/ Halmashauri	Ukarabati wa Shule Kongwe za Msingi	Ukarabati wa Shule Kongwe za Sekondari	JUMLA
1	Katavi			
	Mpanda MC	180,000,000		180,000,000
	Tanganyika DC	180,000,000		180,000,000
	Nsimbo DC	180,000,000		180,000,000
	Mlele DC	180,000,000		180,000,000
2	Npimbwe DC	180,000,000		180,000,000
	<b>Jumla Nidogo</b>	<b>900,000,000</b>	<b>-</b>	<b>900,000,000</b>
	Simiyu			
	Bariadi TC	180,000,000		180,000,000
	Bariadi DC	180,000,000		180,000,000
3	Maswa DC	180,000,000		180,000,000
	Meatu DC	180,000,000		180,000,000
	Busega DC	180,000,000		180,000,000
	Ililima DC	180,000,000		180,000,000
	<b>Jumla Nidogo</b>	<b>1,080,000,000</b>	<b>-</b>	<b>1,080,000,000</b>
	Njombe			
	Njombe TC	180,000,000		180,000,000
	Makambako TC	180,000,000		180,000,000
	Njombe DC	180,000,000		180,000,000
	Ludewa DC	180,000,000		180,000,000
4	Makete DC	180,000,000		180,000,000
	Wangingombe DC	180,000,000		180,000,000
	<b>Jumla Nidogo</b>	<b>1,080,000,000</b>	<b>-</b>	<b>1,080,000,000</b>
	Geita			
	Geita TC	180,000,000		180,000,000
5	Geita DC	180,000,000		180,000,000
	Bukombe DC	180,000,000		180,000,000
	Chato DC	180,000,000		180,000,000
	Mbogwe DC	180,000,000		180,000,000
	Nyanguhwaile DC	180,000,000		180,000,000
<b>Jumla Nidogo</b>	<b>1,080,000,000</b>	<b>-</b>	<b>1,080,000,000</b>	
5	Arusha			
	Arusha CC	180,000,000		180,000,000
	Monduli DC	180,000,000		180,000,000
	Ngorongoro DC	180,000,000		180,000,000
	Karatu DC	180,000,000		180,000,000
	Meru DC	180,000,000		180,000,000
	Arusha DC	180,000,000		180,000,000

NA.	Mkoa/ Halmashauri	Ukarabati wa Shule Kongwe za Misingi	Ukarabati wa Shule Kongwe za Sekondari	JUMILA
	Longido DC	180,000,000		180,000,000
	<b>Jumlia Nidogo</b>	<b>1,260,000,000</b>	-	<b>1,260,000,000</b>
6	Pwani			
	Kibaha TC	180,000,000		180,000,000
	Bagamoyo DC	180,000,000		180,000,000
	Mafia DC	180,000,000		180,000,000
	Kisarawe DC	180,000,000		180,000,000
	Kibaha DC	180,000,000		180,000,000
	Rufiji DC	180,000,000		180,000,000
	Mkuranga DC	180,000,000		180,000,000
	Chalinze DC	180,000,000		180,000,000
	Kibiti DC	180,000,000		180,000,000
	<b>Jumlia Nidogo</b>	<b>1,620,000,000</b>	-	<b>1,620,000,000</b>
7	Dodoma			
	Dodoma CC	180,000,000		180,000,000
	Kondoa TC	180,000,000		180,000,000
	Kondoa DC	180,000,000		180,000,000
	Mpwapwa DC	180,000,000		180,000,000
	Kongwa DC	180,000,000		180,000,000
	Bahi DC	180,000,000		180,000,000
	Chamwino DC	180,000,000		180,000,000
	Chemba DC	180,000,000		180,000,000
	<b>Jumlia Nidogo</b>	<b>1,440,000,000</b>	-	<b>1,440,000,000</b>
	Iringa			
8	Iringa MC	180,000,000		180,000,000
	Malinga TC	180,000,000		180,000,000
	Iringa DC	180,000,000		180,000,000
	Mufindi DC	180,000,000		180,000,000
	Kilolo DC	180,000,000		180,000,000
	<b>Jumlia Nidogo</b>	<b>900,000,000</b>	-	<b>900,000,000</b>
9	Kigoma			
	Kigoma MC	180,000,000		180,000,000
	Kasulu TC	180,000,000		180,000,000
	Kigoma DC	180,000,000		180,000,000
	Kasulu DC	180,000,000		180,000,000
	Kibondo DC	180,000,000		180,000,000
	Kakonko DC	180,000,000		180,000,000
	Buthigwe DC	180,000,000		180,000,000
	Uvinza DC	180,000,000		180,000,000

NA.	Mkoa/ Halmashauri	Ukarabati wa Shule Kongwe za Misingi	Ukarabati wa Shule Kongwe za Sekondari	JUMILA
10	<b>Jumlia Nidogo</b>	<b>1,440,000,000</b>	-	<b>1,440,000,000</b>
	Kilimanjaro			
	Moshi MC	180,000,000		180,000,000
	Hai DC	180,000,000		180,000,000
	Moshi DC	180,000,000		180,000,000
	Rombo DC	180,000,000		180,000,000
	Same DC	180,000,000		180,000,000
	Mwanaga DC	180,000,000		180,000,000
	Siha DC	180,000,000		180,000,000
<b>Jumlia Nidogo</b>	<b>1,260,000,000</b>	-	<b>1,260,000,000</b>	
11	Lindi			
	Lindi MC	180,000,000		180,000,000
	Nachingwea DC	180,000,000		180,000,000
	Kilwa DC	180,000,000		180,000,000
	Liwale DC	180,000,000		180,000,000
	Miamia DC	180,000,000		180,000,000
	Ruangwa DC	180,000,000		180,000,000
	<b>Jumlia Nidogo</b>	<b>1,080,000,000</b>	-	<b>1,080,000,000</b>
	Mara			
12	Musoma MC	180,000,000		180,000,000
	Tarime TC	180,000,000		180,000,000
	Burunda TC	180,000,000		180,000,000
	Bunda DC	180,000,000		180,000,000
	Musoma DC	180,000,000		180,000,000
	Serengeti DC	180,000,000		180,000,000
	Tarime DC	180,000,000		180,000,000
	Rovya DC	180,000,000		180,000,000
	Buliama DC	180,000,000		180,000,000
	<b>Jumlia Nidogo</b>	<b>1,620,000,000</b>	-	<b>1,620,000,000</b>
13	Mbeya			
	Mbeya CC	180,000,000		180,000,000
	Chunya DC	180,000,000		180,000,000
	Kyela DC	180,000,000		180,000,000
	Mbeya DC	180,000,000		180,000,000
	Rungwe DC	180,000,000		180,000,000
	Mbarali DC	180,000,000		180,000,000
	Busoroto DC	180,000,000	1,000,000,000	1,180,000,000
<b>Jumlia Nidogo</b>	<b>1,260,000,000</b>	<b>1,000,000,000</b>	<b>2,260,000,000</b>	
14	Morogoro			

NA.	Mkoa/ Halmashauri	Ukarabati wa Shule Kongwe za Misingi	Ukarabati wa Shule Kongwe za Sekondari	JUMILA
15	Morogoro MC	180,000,000		180,000,000
	Ifakara TC	180,000,000		180,000,000
	Morogoro DC	180,000,000		180,000,000
	Kilesha DC	180,000,000		180,000,000
	Mlimba DC	180,000,000		180,000,000
	Ujanga DC	180,000,000		180,000,000
	Mvomero DC	180,000,000		180,000,000
	Gairo DC	180,000,000		180,000,000
	Malinyi DC	180,000,000		180,000,000
	<b>Jumlia Nidogo</b>	<b>1,620,000,000</b>	<b>-</b>	<b>1,620,000,000</b>
	Mtwara			
Mtwara MC	180,000,000		180,000,000	
Masasi TC	180,000,000		180,000,000	
Newala TC	180,000,000		180,000,000	
Nanyamba TC	180,000,000		180,000,000	
Mtwara DC	180,000,000		180,000,000	
Newala DC	180,000,000		180,000,000	
Masasi DC	180,000,000		180,000,000	
Tandahimba DC	180,000,000		180,000,000	
Nanyumbi DC	180,000,000		180,000,000	
<b>Jumlia Nidogo</b>	<b>1,620,000,000</b>	<b>-</b>	<b>1,620,000,000</b>	
16	Mwariza			
	Mwariza CC	180,000,000		180,000,000
	Ilemela MC	180,000,000		180,000,000
	Ukerewe DC	180,000,000		180,000,000
	Sengerema DC	180,000,000		180,000,000
	Kwimba DC	180,000,000		180,000,000
	Magu DC	180,000,000		180,000,000
	Misungwi DC	180,000,000		180,000,000
	Buchosa DC	180,000,000		180,000,000
	<b>Jumlia Nidogo</b>	<b>1,440,000,000</b>	<b>-</b>	<b>1,440,000,000</b>
	Ruvuma			
Songea MC	180,000,000		180,000,000	
Mbinga TC	180,000,000		180,000,000	
Songea DC	180,000,000		180,000,000	
Tunduru DC	180,000,000		180,000,000	
Mbinga DC	180,000,000		180,000,000	
Namtumbo DC	180,000,000		180,000,000	
Nyasa DC	180,000,000		180,000,000	



NA.	Mkoa/ Halmashauri	Ukarabati wa Shule Kongwe za Misingi	Ukarabati wa Shule Kongwe za Sekondari	JUMILA
	Madaba DC	180,000,000		180,000,000
	<b>Jumlia Ndogo</b>	<b>1,440,000,000</b>	<b>-</b>	<b>1,440,000,000</b>
18	Shinyanga			
	Shinyanga MC	180,000,000		180,000,000
	Kahama TC	180,000,000		180,000,000
	Shinyanga DC	180,000,000		180,000,000
	Ushetu DC	180,000,000	112,500,000	292,500,000
	Kishapu DC	180,000,000		180,000,000
	Msalala DC	180,000,000		180,000,000
	<b>Jumlia Ndogo</b>	<b>1,080,000,000</b>	<b>112,500,000</b>	<b>1,192,500,000</b>
19	Singida			
	Singida MC	180,000,000		180,000,000
	Iligi DC	180,000,000		180,000,000
	Singida DC	180,000,000		180,000,000
	Iramba DC	180,000,000		180,000,000
	Manyoni DC	180,000,000		180,000,000
	Ikungi DC	180,000,000		180,000,000
	Mkalama DC	180,000,000		180,000,000
	<b>Jumlia Ndogo</b>	<b>1,260,000,000</b>	<b>-</b>	<b>1,260,000,000</b>
20	Tabora			
	Tabora MC	180,000,000		180,000,000
	Nzega TC	180,000,000	2,900,000,000	3,080,000,000
	Igunga DC	180,000,000		180,000,000
	Nzega DC	180,000,000		180,000,000
	Uyui DC	180,000,000		180,000,000
	Urambo DC	180,000,000		180,000,000
	Sikonge DC	180,000,000		180,000,000
	Kaliua DC	180,000,000		180,000,000
	<b>Jumlia Ndogo</b>	<b>1,440,000,000</b>	<b>2,900,000,000</b>	<b>4,340,000,000</b>
21	Tanga			
	Tanga CC	180,000,000		180,000,000
	Korogwe TC	180,000,000		180,000,000
	Handeni TC	180,000,000		180,000,000
	Muheza DC	180,000,000		180,000,000
	Pangani DC	180,000,000		180,000,000
	Korogwe DC	180,000,000		180,000,000
	Handeni DC	180,000,000		180,000,000
	Lushoto DC	180,000,000		180,000,000
	Kilindi DC	180,000,000	300,000,000	480,000,000

NA.	Mkoa/ Halmashauri	Ukarabati wa Shule Kongwe za Misingi	Ukarabati wa Shule Kongwe za Sekondari	JUMILA
	Mkinga DC	180,000,000		180,000,000
	Bumbuli DC	180,000,000		180,000,000
	<b>Jumlia Ndogo</b>	<b>1,980,000,000</b>	<b>300,000,000</b>	<b>2,280,000,000</b>
22	Kagera			
	Bukoba MC	180,000,000		180,000,000
	Karagwe DC	180,000,000		180,000,000
	Biharamulo DC	180,000,000		180,000,000
	Muleba DC	180,000,000		180,000,000
	Bukoba DC	180,000,000		180,000,000
	Ngara DC	180,000,000		180,000,000
	Missenyi DC	180,000,000		180,000,000
	Kyerwa DC	180,000,000		180,000,000
	<b>Jumlia Ndogo</b>	<b>1,440,000,000</b>	<b>-</b>	<b>1,440,000,000</b>
23	Dar es Salaam			
	DSM CC	180,000,000		180,000,000
	Kinondoni MC	180,000,000		180,000,000
	Temeke MC	180,000,000		180,000,000
	Uhungo MC	180,000,000		180,000,000
	Kigamboni MC	180,000,000		180,000,000
	<b>Jumlia Ndogo</b>	<b>900,000,000</b>	<b>-</b>	<b>900,000,000</b>
24	Rukwa			
	Sumbawanga MC	180,000,000		180,000,000
	Sumbawanga DC	180,000,000		180,000,000
	Nkasi DC	180,000,000		180,000,000
	Kalambo DC	180,000,000	60,000,000	240,000,000
	<b>Jumlia Ndogo</b>	<b>720,000,000</b>	<b>60,000,000</b>	<b>780,000,000</b>
25	Songwe			
	Tundunia TC	180,000,000		180,000,000
	Ileje DC	180,000,000		180,000,000
	Mbozi DC	180,000,000		180,000,000
	Momba DC	180,000,000		180,000,000
	Songwe DC	180,000,000		180,000,000
	<b>Jumlia Ndogo</b>	<b>900,000,000</b>	<b>-</b>	<b>900,000,000</b>
26	Manyara			
	Babati TC	180,000,000		180,000,000
	Mbulu TC	180,000,000		180,000,000
	Babati DC	180,000,000		180,000,000
	Hanang DC	180,000,000		180,000,000
	Kiteio DC	180,000,000		180,000,000

NA.	Mkoa/ Halmashauri	Ukarabati wa Shule Kongwe za Misingi	Ukarabati wa Shule Kongwe za Sekondari	JUMILA
	Mbulu DC	180,000,000		180,000,000
	Simanjiro DC	180,000,000		180,000,000
	<b>Jumla Ndogo</b>	<b>1,260,000,000</b>	<b>-</b>	<b>1,260,000,000</b>
	<b>Jumla Kuu</b>	<b>33,120,000,000</b>	<b>4,372,500,000</b>	<b>37,492,500,000</b>

## FEDHA ZILIZOTENGWA KWA AJILI YA MITHANI KWA MWAKA WA FEDHA WA 2023/24

Nd.	M/Koa/ Halmashauri	SFNA 2024	PSLEE 2024	ACSEE 2024	CSEE 2024	FTNA 2024	JUMLA
1	Kelavi						
	Mpananda MC	213,705,000	180,967,000	56,126,000	157,968,000	102,189,000	710,955,000
	Tanganyika DC	295,724,000	267,657,000	63,606,000	210,765,000	186,019,000	1,023,771,000
	Nsimbo DC	203,797,000	222,949,000	35,238,000	136,949,000	133,092,000	732,025,000
	Mlele DC	106,704,000	122,687,000	34,788,000	68,548,000	54,969,000	387,716,000
	Mpimbwe DC	161,564,000	161,704,000	40,120,000	109,574,000	80,677,000	553,639,000
	<b>Jumla Ndogo</b>	<b>981,494,000</b>	<b>955,964,000</b>	<b>229,876,000</b>	<b>683,804,000</b>	<b>556,966,000</b>	<b>3,408,106,000</b>
	Simiyu						
	Baridadi TC	222,491,000	223,502,000	50,144,000	247,512,000	150,308,000	893,957,000
	Baridadi DC	267,460,000	252,614,000	35,706,000	298,296,000	188,235,000	1,042,311,000
Meswa DC	398,546,000	401,421,000	85,983,000	452,790,000	277,091,000	1,615,831,000	
Mearu DC	382,909,000	334,210,000	53,405,000	320,848,000	220,444,000	1,311,816,000	
Busega DC	305,720,000	305,377,000	43,665,000	294,223,000	172,090,000	1,123,065,000	
Itimila DC	376,635,000	313,154,000	43,787,000	365,515,000	222,452,000	1,321,543,000	
<b>Jumla Ndogo</b>	<b>1,955,761,000</b>	<b>1,830,278,000</b>	<b>312,680,000</b>	<b>1,979,184,000</b>	<b>1,230,620,000</b>	<b>7,308,523,000</b>	
3	Njombe						
	Njombe TC	225,939,000	237,529,000	92,778,000	325,937,000	195,907,000	1,078,090,000
	Mekambako TC	152,010,000	181,272,000	48,066,000	250,066,000	150,200,000	781,606,000
	Njombe DC	179,566,000	200,974,000	91,050,000	169,816,000	108,000,000	749,406,000
	Ludewa DC	380,062,000	340,216,000	73,966,000	383,885,000	229,114,000	1,407,243,000
	Makete DC	289,572,000	332,209,000	121,544,000	302,177,000	185,457,000	1,230,959,000
	Wanging'ombe DC	293,929,000	325,558,000	102,299,000	352,960,000	213,678,000	1,288,424,000
	<b>Jumla Ndogo</b>	<b>1,521,078,000</b>	<b>1,617,758,000</b>	<b>529,705,000</b>	<b>1,784,831,000</b>	<b>1,082,356,000</b>	<b>6,535,728,000</b>
	Geita						
	Geita TC	252,528,000	250,615,000	90,706,000	297,786,000	187,331,000	1,078,966,000
Geita DC	937,654,000	730,297,000	18,800,000	515,597,000	357,333,000	2,559,681,000	
Bukombe DC	347,033,000	334,262,000	37,641,000	270,847,000	171,013,000	1,160,796,000	
Chato DC	562,563,000	509,159,000	82,537,000	396,352,000	284,207,000	1,814,818,000	
Mbogwe DC	317,598,000	308,590,000	-	181,570,000	120,954,000	928,712,000	
Nyang'hwale DC	241,574,000	267,567,000	14,100,000	174,608,000	125,809,000	823,669,000	
<b>Jumla Ndogo</b>	<b>2,658,950,000</b>	<b>2,400,490,000</b>	<b>243,784,000</b>	<b>1,836,760,000</b>	<b>1,226,647,000</b>	<b>8,366,631,000</b>	
5	Arusha						
	Arusha CC	392,837,000	413,080,000	88,148,000	606,138,000	390,202,000	1,890,405,000
	Monduki DC	237,694,000	287,711,000	80,430,000	450,803,000	280,676,000	1,377,374,000
	Ngoongoro DC	324,875,000	332,661,000	133,362,000	287,935,000	191,056,000	1,274,889,000
	Karatu DC	315,440,000	346,149,000	105,806,000	501,202,000	303,607,000	1,572,204,000
	Meru DC	444,616,000	431,020,000	141,760,000	775,803,000	461,679,000	2,254,878,000
	Arusha DC	384,892,000	371,437,000	119,072,000	644,673,000	399,946,000	1,919,950,000
	Longido DC	192,712,000	193,113,000	63,367,000	262,378,000	177,449,000	889,019,000

Na.	Mkoa/ Halimashauri	SFNA 2024	FSLEE 2024	ACSEE 2024	CSEE 2024	FTNA 2024	JUMLA	
6	Jumla Ndogo	2,306,056,000	2,367,171,000	731,885,000	3,528,932,000	2,184,615,000	11,118,659,000	
	Pwani							
	Kibaha TC	201,012,000	208,555,000	102,785,000	434,919,000	270,692,000	1,217,963,000	
	Begamoyo DC	192,031,000	252,766,000	126,554,000	316,660,000	217,821,000	1,105,832,000	
	Mafia DC	147,570,000	222,736,000	57,860,000	123,860,000	80,793,000	632,609,000	
	Kisarawe DC	240,045,000	289,705,000	100,717,000	171,162,000	109,102,000	1,099,102,000	
	Kibaha DC	141,507,000	171,423,000	127,114,000	266,860,000	168,725,000	865,619,000	
	Rufiji DC	206,603,000	220,201,000	104,769,000	196,295,000	133,695,000	861,563,000	
	Mkuranga DC	474,880,000	451,450,000	75,852,000	568,929,000	371,631,000	1,932,742,000	
	Chalinze DC	329,325,000	439,465,000	118,150,000	345,363,000	230,338,000	1,462,841,000	
	Kibiti DC	257,881,000	269,011,000	72,429,000	263,527,000	159,697,000	1,022,545,000	
	<b>Jumla Ndogo</b>	<b>2,190,854,000</b>	<b>2,525,312,000</b>	<b>886,030,000</b>	<b>2,773,555,000</b>	<b>1,824,865,000</b>	<b>10,200,616,000</b>	
7	Dodoma							
	Dodoma CC	455,710,000	420,146,000	167,141,000	599,266,000	358,560,000	2,000,823,000	
	Kondea TC	109,266,000	211,981,000	66,619,000	166,043,000	108,955,000	662,864,000	
	Kondea DC	306,798,000	331,024,000	36,617,000	340,883,000	201,896,000	1,217,218,000	
	Mipwapwa DC	407,229,000	408,379,000	85,099,000	438,383,000	256,622,000	1,596,912,000	
	Konawa DC	490,653,000	414,977,000	39,073,000	394,573,000	231,472,000	1,570,748,000	
	Bahi DC	254,473,000	251,580,000	35,247,000	281,668,000	189,021,000	1,011,989,000	
	Chamwino DC	427,113,000	378,087,000	50,357,000	376,613,000	220,280,000	1,452,420,000	
	Chemba DC	398,848,000	349,601,000	64,909,000	314,493,000	192,205,000	1,320,056,000	
	<b>Jumla Ndogo</b>	<b>2,850,090,000</b>	<b>2,765,975,000</b>	<b>545,062,000</b>	<b>2,911,922,000</b>	<b>1,758,981,000</b>	<b>10,832,030,000</b>	
	8	Iringa						
		Iringa MC	166,712,000	261,506,000	105,798,000	322,492,000	186,400,000	1,042,911,000
Mafinga TC		130,204,000	153,529,000	64,539,000	237,839,000	139,051,000	725,162,000	
Iringa DC		411,401,000	408,029,000	181,516,000	547,789,000	321,291,000	1,870,026,000	
Mufindi DC		364,760,000	405,701,000	130,791,000	556,221,000	341,275,000	1,798,748,000	
Kilelesh DC		316,611,000	322,887,000	72,933,000	523,632,000	337,950,000	1,574,013,000	
<b>Jumla Ndogo</b>		<b>1,389,688,000</b>	<b>1,551,652,000</b>	<b>555,579,000</b>	<b>2,187,973,000</b>	<b>1,325,970,000</b>	<b>7,010,862,000</b>	
9		Kigoma						
		Kigoma MC	203,010,000	228,377,000	54,996,000	266,797,000	176,227,000	959,407,000
		Kasulu TC	281,040,000	276,319,000	70,971,000	335,423,000	217,742,000	1,181,495,000
		Kigoma DC	368,287,000	346,752,000	53,529,000	394,610,000	245,139,000	1,408,313,000
		Kasulu DC	380,984,000	342,781,000	44,110,000	342,834,000	221,957,000	1,332,666,000
	Kibondo DC	347,543,000	304,995,000	96,697,000	291,069,000	180,025,000	1,220,329,000	
	Kakonko DC	220,849,000	217,983,000	37,841,000	171,764,000	176,319,000	930,556,000	
	Buhigwe DC	263,845,000	307,633,000	36,793,000	344,344,000	219,614,000	1,172,229,000	
	Uvinza DC	435,219,000	404,218,000	80,832,000	295,866,000	181,098,000	1,397,053,000	
	<b>Jumla Ndogo</b>	<b>2,500,777,000</b>	<b>2,429,058,000</b>	<b>475,565,000</b>	<b>2,578,527,000</b>	<b>1,618,121,000</b>	<b>9,602,046,000</b>	
	Kilimanjaro							

Na.	Mkoal/Halmashauri	SFNA 2024	PSLEE 2024	ACSEE 2024	CSEE 2024	FTNA 2024	JUMLA
11	Moshi MC	154,485,000	202,452,000	120,515,000	278,875,000	169,416,000	925,743,000
	Hai DC	328,426,000	350,016,000	190,831,000	553,261,000	345,799,000	1,768,333,000
	Moshi DC	470,871,000	563,710,000	224,585,000	1,021,614,000	578,717,000	2,859,497,000
	Rombo DC	343,419,000	403,045,000	83,230,000	554,610,000	300,479,000	1,684,783,000
	Same DC	486,632,000	494,329,000	130,733,000	733,620,000	476,694,000	2,322,008,000
	Mwanga DC	316,530,000	218,520,000	147,910,000	714,844,000	417,237,000	1,925,045,000
	Shia DC	208,186,000	323,140,000	109,213,000	255,775,000	174,942,000	961,256,000
	<b>Jumlia Ndongo</b>	<b>2,308,553,000</b>	<b>2,555,212,000</b>	<b>1,007,097,000</b>	<b>4,112,599,000</b>	<b>2,463,284,000</b>	<b>12,446,665,000</b>
	Lindi						
	Lindi MC	188,080,000	221,629,000	33,020,000	242,203,000	153,070,000	838,002,000
	Nachinywea DC	263,482,000	337,622,000	24,559,000	342,771,000	209,342,000	1,177,776,000
	Kilwa DC	390,067,000	372,959,000	47,431,000	404,473,000	262,242,000	1,477,172,000
	Liwale DC	187,251,000	196,464,000	25,651,000	225,481,000	140,971,000	775,818,000
	Miama DC	294,398,000	279,206,000	53,996,000	274,613,000	178,441,000	1,080,654,000
	Ruangwa DC	232,712,000	257,451,000	55,132,000	219,547,000	160,251,000	925,093,000
	<b>Jumlia Ndongo</b>	<b>1,555,990,000</b>	<b>1,665,331,000</b>	<b>239,789,000</b>	<b>1,709,088,000</b>	<b>1,104,317,000</b>	<b>6,274,515,000</b>
	Mara						
Musoma MC	188,013,000	209,353,000	63,562,000	261,617,000	178,378,000	900,923,000	
Tarime TC	152,422,000	171,843,000	50,241,000	144,956,000	103,487,000	622,949,000	
Bunda TC	232,135,000	258,171,000	42,696,000	195,372,000	142,118,000	870,492,000	
Bunda DC	327,042,000	388,287,000	53,065,000	279,496,000	162,365,000	1,210,255,000	
Musoma DC	364,320,000	384,532,000	25,235,000	292,730,000	168,715,000	1,235,532,000	
Serengeti DC	366,834,000	398,833,000	36,011,000	460,488,000	314,002,000	1,576,148,000	
Tarime DC	418,873,000	420,159,000	76,511,000	423,919,000	276,170,000	1,615,632,000	
Ronyia DC	421,641,000	403,681,000	54,841,000	403,705,000	265,470,000	1,549,338,000	
Bulima DC	344,753,000	342,919,000	67,044,000	290,737,000	195,231,000	1,240,684,000	
<b>Jumlia Ndongo</b>	<b>2,816,033,000</b>	<b>2,977,778,000</b>	<b>469,206,000</b>	<b>2,753,000,000</b>	<b>1,805,936,000</b>	<b>10,821,953,000</b>	
Mbeya							
Mbeya CC	331,127,000	341,364,000	214,746,000	666,707,000	368,817,000	1,922,761,000	
Chunya DC	273,238,000	273,339,000	95,522,000	209,170,000	131,074,000	1,037,343,000	
Kyela DC	330,090,000	351,090,000	51,116,000	389,078,000	228,924,000	1,350,298,000	
Mbeya DC	518,409,000	467,562,000	134,606,000	804,246,000	515,623,000	2,440,448,000	
Rungwe DC	329,048,000	363,114,000	126,191,000	541,348,000	308,030,000	1,667,731,000	
Mbarali DC	435,069,000	347,492,000	91,081,000	373,777,000	247,574,000	1,494,993,000	
Busukelo DC	161,361,000	182,382,000	113,726,000	233,136,000	131,034,000	821,641,000	
<b>Jumlia Ndongo</b>	<b>2,378,342,000</b>	<b>2,381,343,000</b>	<b>826,992,000</b>	<b>3,217,462,000</b>	<b>1,931,076,000</b>	<b>10,735,215,000</b>	
Morogoro							
Morogoro MC	306,045,000	361,981,000	151,030,000	599,697,000	331,718,000	1,750,471,000	
Ifikara TC	232,727,000	326,746,000	59,855,000	422,438,000	268,637,000	1,310,403,000	
Morogoro DC	481,184,000	512,749,000	32,720,000	431,119,000	277,910,000	1,735,682,000	

No.	Mkoa/Halmashauri	SFNA 2024	PSLEE 2024	ACSEE 2024	CSEE 2024	FTNA 2024	JUMLA
15	Kilosa DC	582,824,000	542,136,000	73,185,000	640,369,000	405,832,000	2,294,346,000
	Mlimba DC	287,096,000	348,463,000	35,983,000	389,453,000	282,705,000	1,323,260,000
	Ulanga DC	194,212,000	318,543,000	80,828,000	286,019,000	174,511,000	1,054,113,000
	Mvomero DC	493,069,000	455,228,000	71,390,000	435,244,000	279,921,000	1,734,852,000
	Gairo DC	370,583,000	317,994,000	32,896,000	199,906,000	127,315,000	1,048,494,000
	Maliyu DC	179,638,000	217,321,000	32,574,000	191,844,000	128,871,000	750,248,000
	<b>Jumla Ndogo</b>	<b>3,137,338,000</b>	<b>3,400,961,000</b>	<b>570,061,000</b>	<b>3,596,089,000</b>	<b>2,257,420,000</b>	<b>12,961,868,000</b>
	Mtwara						
	Mtwara MC	125,566,000	152,850,000	76,410,000	223,308,000	126,034,000	704,168,000
	Mesasi TC	138,466,000	211,820,000	40,708,000	127,207,000	77,339,000	595,540,000
	Nnewala TC	143,989,000	175,372,000	37,096,000	132,278,000	96,990,000	585,727,000
	Nanyamba TC	165,885,000	198,513,000	14,100,000	130,354,000	101,848,000	610,700,000
	Mtwara DC	179,259,000	200,463,000	14,100,000	173,999,000	146,300,000	714,121,000
Nnewala DC	222,569,000	241,237,000	37,129,000	172,711,000	95,998,000	769,644,000	
Masasi DC	360,068,000	355,533,000	121,318,000	354,843,000	230,466,000	1,422,278,000	
Tandahimba DC	345,310,000	370,321,000	23,638,000	356,724,000	209,390,000	1,305,381,000	
Nanyumbi DC	274,040,000	284,960,000	31,960,000	174,296,000	127,659,000	892,915,000	
<b>Jumla Ndogo</b>	<b>1,950,667,000</b>	<b>2,195,604,000</b>	<b>396,459,000</b>	<b>1,845,720,000</b>	<b>1,212,024,000</b>	<b>7,600,474,000</b>	
16	Mwanza						
	Mwanza CC	435,070,000	405,249,000	214,123,000	686,519,000	423,685,000	2,164,646,000
	Ilemela MC	343,124,000	377,755,000	104,759,000	533,307,000	332,179,000	1,711,124,000
	Ukerewe DC	410,968,000	435,483,000	40,734,000	339,230,000	229,371,000	1,455,786,000
	Sengerema DC	470,503,000	428,257,000	86,473,000	453,313,000	283,824,000	1,720,370,000
	Kwimba DC	436,553,000	461,086,000	73,224,000	416,836,000	256,833,000	1,644,532,000
	Magu DC	363,827,000	412,828,000	65,837,000	404,399,000	250,577,000	1,497,468,000
	Misingwi DC	471,209,000	420,441,000	42,550,000	377,661,000	267,935,000	1,579,796,000
	Buchosa DC	410,275,000	395,860,000	41,154,000	323,366,000	176,697,000	1,347,352,000
	<b>Jumla Ndogo</b>	<b>3,341,529,000</b>	<b>3,334,959,000</b>	<b>668,854,000</b>	<b>3,554,631,000</b>	<b>2,221,101,000</b>	<b>13,121,074,000</b>
	Ruvuma						
	Songea MC	283,875,000	281,331,000	137,789,000	403,850,000	212,078,000	1,318,923,000
	Mbinga TC	262,732,000	38,000,000	38,000,000	216,425,000	139,329,000	926,584,000
Songea DC	274,374,000	316,396,000	35,552,000	340,441,000	210,834,000	1,177,697,000	
Tunduru DC	461,530,000	470,588,000	94,421,000	319,592,000	205,412,000	1,551,543,000	
Mbinga DC	505,456,000	550,638,000	97,435,000	606,746,000	359,909,000	2,120,184,000	
Namtumbo DC	361,563,000	398,955,000	61,127,000	412,578,000	251,023,000	1,485,246,000	
Nyasa DC	384,317,000	349,200,000	54,165,000	345,468,000	216,775,000	1,348,925,000	
Matiba DC	150,510,000	183,084,000	26,830,000	141,475,000	92,040,000	593,949,000	
<b>Jumla Ndogo</b>	<b>2,684,357,000</b>	<b>2,820,300,000</b>	<b>545,319,000</b>	<b>2,786,575,000</b>	<b>1,686,400,000</b>	<b>10,522,951,000</b>	
Shinyanga							
Shinyanga MC	210,276,000	238,159,000	43,658,000	264,115,000	171,965,000	928,193,000	

No.	Mkoal/Halmashauri	SFNA 2024	PSLEE 2024	ACSEE 2024	CSEE 2024	FTNA 2024	JUMLA	
19	Kehama TC	374,275,000	344,361,000	45,195,000	372,763,000	236,992,000	1,373,597,000	
	Shinyanga DC	466,130,000	369,716,000	51,784,000	336,560,000	208,071,000	1,432,261,000	
	Ushetu DC	378,452,000	360,936,000	34,770,000	257,808,000	161,202,000	1,193,168,000	
	Kishapu DC	452,410,000	405,229,000	58,004,000	372,503,000	253,312,000	1,541,458,000	
	Mtsala DC	370,220,000	313,903,000	35,300,000	236,084,000	134,346,000	1,089,853,000	
	<b>Jumlia Ndogo</b>	<b>2,251,763,000</b>	<b>2,032,304,000</b>	<b>268,712,000</b>	<b>1,839,853,000</b>	<b>1,165,898,000</b>	<b>7,558,330,000</b>	
	Singida MC	206,342,000	204,289,000	65,192,000	299,907,000	171,861,000	947,591,000	
	Itigi DC	177,846,000	254,418,000	23,539,000	183,903,000	120,659,000	760,365,000	
	Singida DC	337,490,000	330,214,000	89,041,000	394,956,000	242,940,000	1,394,641,000	
	Iremba DC	341,044,000	323,705,000	54,276,000	327,363,000	201,136,000	1,247,524,000	
	Manvoni DC	292,362,000	292,094,000	23,070,000	252,205,000	157,226,000	1,016,957,000	
	Kkungu DC	384,256,000	391,787,000	37,191,000	494,233,000	313,067,000	1,620,534,000	
	Mikatale DC	314,449,000	302,004,000	24,266,000	258,930,000	159,171,000	1,058,622,000	
	<b>Jumlia Ndogo</b>	<b>2,053,789,000</b>	<b>2,098,511,000</b>	<b>316,577,000</b>	<b>2,211,497,000</b>	<b>1,366,060,000</b>	<b>8,046,434,000</b>	
20	Tabora MC	266,779,000	262,627,000	136,009,000	420,756,000	241,489,000	1,317,660,000	
	Nzeza TC	133,531,000	178,132,000	50,308,000	143,953,000	94,815,000	600,739,000	
	Igunja DC	427,839,000	405,903,000	87,366,000	456,769,000	292,612,000	1,670,489,000	
	Nzega DC	456,207,000	377,764,000	45,160,000	573,888,000	359,035,000	1,812,024,000	
	Uyui DC	513,749,000	427,978,000	54,602,000	356,163,000	284,723,000	1,637,215,000	
	Urambo DC	239,775,000	275,294,000	55,287,000	269,548,000	159,967,000	999,871,000	
	Sikonge DC	327,244,000	307,898,000	22,262,000	339,240,000	210,615,000	1,207,259,000	
	Kailua DC	432,267,000	353,860,000	64,145,000	300,864,000	190,427,000	1,341,563,000	
	<b>Jumlia Ndogo</b>	<b>2,787,391,000</b>	<b>2,589,456,000</b>	<b>515,139,000</b>	<b>2,861,151,000</b>	<b>1,833,663,000</b>	<b>10,586,820,000</b>	
	21	Tanga CC	343,369,000	147,367,000	147,367,000	373,402,000	373,084,000	1,784,324,000
		Korogwe TC	103,490,000	193,475,000	66,098,000	181,882,000	124,476,000	669,421,000
		Handeni TC	160,614,000	251,080,000	54,936,000	131,358,000	88,227,000	686,217,000
		Muhеза DC	319,822,000	335,132,000	65,041,000	429,933,000	267,183,000	1,417,111,000
		Pangani DC	123,056,000	178,545,000	45,311,000	194,879,000	132,220,000	674,011,000
Korogwe DC		401,577,000	441,220,000	54,629,000	381,011,000	237,859,000	1,516,296,000	
Handeni DC		390,618,000	422,935,000	14,100,000	344,898,000	525,124,000	1,697,675,000	
Lushoto DC		497,231,000	475,111,000	142,374,000	728,233,000	436,438,000	2,279,387,000	
Kilindi DC		380,254,000	379,059,000	32,940,000	410,092,000	256,506,000	1,458,401,000	
Mkinga DC		255,839,000	252,806,000	22,669,000	314,076,000	177,861,000	1,023,251,000	
Bumbuli DC		397,948,000	364,403,000	35,247,000	420,533,000	250,378,000	1,468,509,000	
<b>Jumlia Ndogo</b>		<b>3,347,551,000</b>	<b>3,637,135,000</b>	<b>680,264,000</b>	<b>4,320,523,000</b>	<b>2,689,130,000</b>	<b>14,674,603,000</b>	
Kagera								
Bukoba MC		185,000,000	176,505,000	169,355,000	307,807,000	187,363,000	1,026,050,000	



Na.	Mkoa/Halmashauri	SFNA 2024	FSLEE 2024	ACSEE 2024	CSEE 2024	FTNA 2024	JUMLA
23	Karage DC	437,754,000	353,836,000	41,763,000	381,332,000	226,639,000	1,441,329,000
	Bhararaulo DC	327,308,000	343,934,000	136,277,000	327,940,000	197,920,000	1,326,379,000
	Mleba DC	554,200,000	685,825,000	96,794,000	718,182,000	405,082,000	2,460,083,000
	Bukoba DC	411,409,000	398,972,000	44,993,000	455,225,000	268,666,000	1,579,265,000
	Ngara DC	339,744,000	336,592,000	173,371,000	380,501,000	255,667,000	1,505,875,000
	Misinyi DC	328,347,000	307,578,000	65,483,000	320,008,000	193,548,000	1,214,964,000
	Kyenya DC	388,938,000	340,063,000	23,301,000	376,729,000	237,720,000	1,366,751,000
	<b>Jumla Ndogo</b>	<b>2,992,700,000</b>	<b>2,943,305,000</b>	<b>751,342,000</b>	<b>3,260,724,000</b>	<b>1,972,625,000</b>	<b>11,920,696,000</b>
	Dar es Salaam						
	Dar es Salaam CC	788,197,000	772,298,000	279,933,000	1,228,285,000	752,821,000	3,821,534,000
24	Kinondoni MC	464,181,000	491,177,000	192,294,000	765,117,000	446,501,000	2,359,270,000
	Temeke MC	536,721,000	138,880,000	803,877,000	504,349,000	803,877,000	2,567,045,000
	Ubugo MC	496,800,000	457,873,000	121,150,000	704,120,000	395,006,000	2,174,949,000
	Kigamboni MC	196,478,000	206,098,000	38,905,000	270,862,000	162,588,000	874,931,000
	<b>Jumla Ndogo</b>	<b>2,528,874,000</b>	<b>2,464,167,000</b>	<b>771,162,000</b>	<b>3,772,261,000</b>	<b>2,261,265,000</b>	<b>11,797,729,000</b>
	Rukwa						
	Sumbawanga MC	258,641,000	229,965,000	73,250,000	384,396,000	233,692,000	1,179,944,000
	Sumbawanga DC	435,085,000	389,114,000	75,615,000	353,967,000	206,863,000	1,460,634,000
	Nkasi DC	357,496,000	344,207,000	65,338,000	381,807,000	216,152,000	1,365,000,000
	Kalambo DC	371,308,000	355,966,000	70,956,000	253,877,000	172,692,000	1,224,639,000
<b>Jumla Ndogo</b>	<b>1,422,530,000</b>	<b>1,319,252,000</b>	<b>285,059,000</b>	<b>1,374,037,000</b>	<b>829,399,000</b>	<b>5,230,277,000</b>	
25	Songwe						
	Tunduma TC	184,485,000	196,814,000	39,660,000	202,221,000	121,388,000	744,548,000
	Ileje DC	302,657,000	281,298,000	48,063,000	295,259,000	194,920,000	1,122,197,000
	Mbozi DC	514,094,000	540,525,000	112,222,000	745,960,000	447,459,000	2,360,300,000
	Mombaa DC	343,985,000	328,404,000	14,100,000	231,525,000	156,835,000	1,074,849,000
	Songwe DC	212,742,000	195,889,000	61,595,000	191,423,000	122,269,000	783,918,000
	<b>Jumla Ndogo</b>	<b>1,557,963,000</b>	<b>1,442,930,000</b>	<b>275,640,000</b>	<b>1,666,388,000</b>	<b>1,042,891,000</b>	<b>6,085,812,000</b>
	Maniyara						
	Babati TC	128,067,000	153,541,000	50,502,000	197,748,000	151,717,000	681,575,000
	Mbulu TC	163,975,000	228,837,000	122,317,000	376,164,000	205,901,000	1,097,194,000
26	Babati DC	445,330,000	406,783,000	58,655,000	610,587,000	356,013,000	1,877,865,000
	Hanang DC	367,912,000	65,930,000	433,656,000	299,331,000	1,538,204,000	1,538,204,000
	Kileleshwa DC	306,241,000	303,277,000	47,940,000	265,574,000	156,544,000	1,079,478,000
	Mbulu DC	303,953,000	348,573,000	58,260,000	364,885,000	200,479,000	1,277,150,000
	Simamiriro DC	210,531,000	281,465,000	72,671,000	392,918,000	241,776,000	1,299,361,000
	<b>Jumla Ndogo</b>	<b>2,025,412,000</b>	<b>2,095,448,000</b>	<b>476,175,000</b>	<b>2,641,532,000</b>	<b>1,611,761,000</b>	<b>8,850,328,000</b>
	Jumla Kuu	59,495,530,000	60,497,654,000	13,573,935,000	67,788,618,000	42,263,411,000	243,619,146,000

Kiambatishe Namba 17  
 FEDHA ZILIZOTENGWA KWA AJILI YA UJENZI NA UKARABATIWA HOSPITALI, UJENZI/UKAMILISHAJI WA VITUO VYA AFYA NA UKAMILISHAJI WA ZAHANATI KATIKA MWAKA WA FEDHA WA 2023/24

NA.	MKOJA/ HALIMASHAURI	UJENZI WA HOSPITALI ZA WILAYA	UKARABATI WA HOSPITALI KONGWE ZA HALIMASHAURI 31	UJENZI/UKAMILISHAJI WA VITUO VYA AFYA	UKAMILISHAJI WA ZAHANATI
1	Kalavi	-	-	-	-
	Mpanda MC	-	-	-	50,000,000
	Tanganika DC	-	-	-	100,000,000
	Nsimbo DC	-	-	-	100,000,000
	Mlele DC	-	-	-	100,000,000
	Mpimbwe DC	175,000,000	-	297,041,000	-
	<b>Jumla Nidogo</b>	<b>175,000,000</b>	-	<b>297,041,000</b>	<b>350,000,000</b>
2	Simiyu	-	-	-	-
	Bariadi TC	-	900,000,000	-	50,000,000
	Bariadi DC	-	-	-	100,000,000
	Maswa DC	-	900,000,000	-	200,000,000
	Meatu DC	-	900,000,000	-	200,000,000
	Busega DC	-	-	-	100,000,000
	Ililima DC	-	-	-	100,000,000
	<b>Jumla Nidogo</b>	-	<b>2,700,000,000</b>	-	<b>750,000,000</b>
3	Njombe	-	-	-	-
	Njombe TC	-	900,000,000	-	50,000,000
	Makambako TC	-	-	-	150,000,000
	Njombe DC	-	-	-	100,000,000
	Ludewa DC	-	-	-	100,000,000
	Makete DC	-	-	-	100,000,000
	Wanging'ombe DC	-	-	-	100,000,000
	<b>Jumla Nidogo</b>	-	<b>900,000,000</b>	-	<b>600,000,000</b>
4	Geita	-	-	-	-
	Geita TC	-	900,000,000	-	50,000,000
	Geita DC	-	-	-	100,000,000
	Bukombe DC	-	-	-	100,000,000
	Chitao DC	-	-	-	100,000,000
	Mbogwe DC	-	-	-	100,000,000
	Nyang'hwale DC	-	-	-	100,000,000
	<b>Jumla Nidogo</b>	-	<b>900,000,000</b>	-	<b>550,000,000</b>
5	Arusha	-	-	-	-
	Arusha CC	500,000,000	-	-	50,000,000
	Monduli DC	-	900,000,000	-	100,000,000
	Ngorongoro DC	-	-	-	100,000,000

NA.	MKOA/ HALIMASHAURI	UJENZI WA HOSPITALI ZA WILAYA	UKARABATI WA HOSPITALI KONGWE ZA HALIMASHAURI 31	UJENZI/UKAMILISHAJI WA VITUO VYA AFTA	UKAMILISHAJI WA ZAHANATI
	Karatu DC	-	-	-	100,000,000
	Meru DC	-	900,000,000	-	100,000,000
	Arusha DC	-	900,000,000	-	100,000,000
	Longido DC	-	-	-	100,000,000
	<b>Jumla Ndogo</b>	<b>500,000,000</b>	<b>2,700,000,000</b>	-	<b>650,000,000</b>
6	Pwani	-	-	-	-
	Kibaha TC	-	-	-	50,000,000
	Bagamoyo DC	-	900,000,000	-	100,000,000
	Mafia DC	-	-	-	100,000,000
	Kisarawe DC	-	-	-	100,000,000
	Kibaha DC	-	-	-	100,000,000
	Rufiji DC	-	900,000,000	-	100,000,000
	Mkuranga DC	-	900,000,000	-	100,000,000
	Chalinze DC	700,000,000	-	-	100,000,000
	Kibiti DC	-	-	-	100,000,000
	<b>Jumla Ndogo</b>	<b>700,000,000</b>	<b>2,700,000,000</b>	-	<b>850,000,000</b>
7	Dodoma	-	-	-	-
	Dodoma CC	500,000,000	-	-	50,000,000
	Kondoa TC	-	-	-	50,000,000
	Kondoa DC	-	-	-	100,000,000
	Mpwapa DC	-	-	-	100,000,000
	Kongwa DC	-	-	-	100,000,000
	Bahi DC	-	-	-	100,000,000
	Chamwino DC	-	-	-	200,000,000
	Chemba DC	-	-	-	100,000,000
	<b>Jumla Ndogo</b>	<b>500,000,000</b>	-	-	<b>800,000,000</b>
8	Iringa	-	-	-	-
	Iringa MC	500,000,000	-	-	50,000,000
	Mafinga TC	-	900,000,000	-	50,000,000
	Iringa DC	-	-	200,000,000	200,000,000
	Mufindi DC	-	-	1,000,000,000	200,000,000
	Kilolo DC	-	-	-	100,000,000
	<b>Jumla Ndogo</b>	<b>500,000,000</b>	<b>900,000,000</b>	<b>1,200,000,000</b>	<b>600,000,000</b>
9	Kigoma	-	-	-	-
	Kigoma MC	800,000,000	-	-	50,000,000
	Kasulu TC	-	900,000,000	-	50,000,000
	Kigoma DC	-	-	-	100,000,000
	Kasulu DC	-	-	-	100,000,000

NA.	MKOA/ HALIMASHAURI	UJENZI WA HOSPITALI ZA WILAYA	UKARABATI WA HOSPITALI KONGWE ZA HALIMASHAURI 31	UJENZI/UKAMILISHAJI WA VITUO VYA AFYA	UKAMILISHAJI WA ZAHANATI
	Kibondo DC	-	-	500,000,000	100,000,000
	Kekonko DC	800,000,000	-	-	100,000,000
	Bunigwe DC	800,000,000	-	300,000,000	100,000,000
	Uvinza DC	-	-	-	100,000,000
	<b>Jumla Ndogo</b>	<b>2,400,000,000</b>	<b>900,000,000</b>	<b>800,000,000</b>	<b>700,000,000</b>
10	Kilimanjaro				
	Moshi MC	800,000,000	-	-	50,000,000
	Hai DC	-	-	500,000,000	100,000,000
	Moshi DC	800,000,000	-	-	200,000,000
	Rombo DC	-	-	500,000,000	100,000,000
	Same DC	-	-	500,000,000	200,000,000
	Mwanga DC	-	-	-	100,000,000
	Sihia DC	-	-	-	100,000,000
	<b>Jumla Ndogo</b>	<b>1,600,000,000</b>	-	<b>1,500,000,000</b>	<b>850,000,000</b>
11	Lindi				
	Lindi MC	800,000,000	-	-	200,000,000
	Nachingwea DC	-	-	-	100,000,000
	Kilwa DC	-	-	-	200,000,000
	Liwale DC	-	-	-	100,000,000
	Mtama DC	-	-	500,000,000	100,000,000
	Ruangwya DC	-	-	300,000,000	100,000,000
	<b>Jumla Ndogo</b>	<b>800,000,000</b>	-	<b>800,000,000</b>	<b>800,000,000</b>
12	Mara				
	Musoma MC	800,000,000	-	-	50,000,000
	Tarime TC	-	900,000,000	-	50,000,000
	Bunda TC	800,000,000	-	-	200,000,000
	Bunda DC	-	-	-	200,000,000
	Musoma DC	-	-	-	100,000,000
	Serengeji DC	-	-	-	100,000,000
	Tarime DC	-	900,000,000	-	100,000,000
	Rorya DC	-	-	-	100,000,000
	Butiana DC	800,000,000	-	-	100,000,000
	<b>Jumla Ndogo</b>	<b>2,400,000,000</b>	<b>1,800,000,000</b>	-	<b>1,000,000,000</b>
13	Mbeya				
	Mbeya GC	800,000,000	-	-	50,000,000
	Chunya DC	800,000,000	-	-	100,000,000
	Kyela DC	800,000,000	-	-	100,000,000
	Mbeya DC	-	-	-	100,000,000

NA.	MKOA/ HALIMASHAURI	UJENZI WA HOSPITALI ZA WILAYA	UKARABATI WA HOSPITALI KONGWE ZA HALIMASHAURI 31	UJENZI/UKAMILISHAJI WA VITUO VYA AFYA	UKAMILISHAJI WA ZAHANATI
	Rungwe DC	1,000,000,000	-	1,000,000,000	100,000,000
	Mbarali DC	-	-	-	100,000,000
	Busokelo DC	-	-	-	100,000,000
	<b>Jumla Ndogo</b>	<b>3,400,000,000</b>	<b>-</b>	<b>1,000,000,000</b>	<b>650,000,000</b>
14	Moregoro				
	Morogoro MC	500,000,000	-	-	50,000,000
	Ifakara TC	500,000,000	-	-	50,000,000
	Moregoro DC	-	-	-	200,000,000
	Kijesa DC	-	900,000,000	500,000,000	200,000,000
	Mlimba DC	-	-	-	100,000,000
	Ujanga DC	-	900,000,000	-	100,000,000
	Mvomero DC	-	-	-	100,000,000
	Gairo DC	-	-	-	100,000,000
	Malinyi DC	-	-	-	100,000,000
	<b>Jumla Ndogo</b>	<b>1,000,000,000</b>	<b>1,800,000,000</b>	<b>500,000,000</b>	<b>1,000,000,000</b>
15	Mtwara				
	Mtwara MC	1,000,000,000	-	-	50,000,000
	Masasi TC	-	-	-	50,000,000
	Newala TC	-	900,000,000	-	50,000,000
	Nanyamba TC	-	-	-	100,000,000
	Mtwara DC	-	-	-	100,000,000
	Newala DC	-	-	-	100,000,000
	Masasi DC	-	-	-	200,000,000
	Tandahimba DC	-	900,000,000	250,000,000	100,000,000
	Nanyumbu DC	-	900,000,000	-	100,000,000
	<b>Jumla Ndogo</b>	<b>1,000,000,000</b>	<b>2,700,000,000</b>	<b>250,000,000</b>	<b>850,000,000</b>
16	Mwanza				
	Mwanza CC	800,000,000	-	-	50,000,000
	Ilemela MC	-	-	-	50,000,000
	Ukerewe DC	-	900,000,000	500,000,000	100,000,000
	Sengerema DC	-	-	500,000,000	100,000,000
	Kwimba DC	-	-	-	200,000,000
	Magu DC	-	-	-	100,000,000
	Misungwi DC	-	-	-	100,000,000
	Burchosa DC	-	-	-	100,000,000
	<b>Jumla Ndogo</b>	<b>800,000,000</b>	<b>900,000,000</b>	<b>1,000,000,000</b>	<b>800,000,000</b>
17	Ruvuma				
	Ruvuma	800,000,000	-	-	50,000,000
	Songea MC	-	-	-	-

NA.	MKOA/ HALIMASHAURI	UJENZI WA HOSPITALI ZA WILAYA	UKARABATI WA HOSPITALI KONGWE ZA HALIMASHAURI 31	UJENZI/UKAMILISHAJI WA VITUO VYA AFYA	UKAMILISHAJI WA ZAHANATI
	Mbinga TC	-	900,000,000	-	50,000,000
	Songea DC	-	-	-	100,000,000
	Tunduru DC	-	-	-	200,000,000
	Mbinga DC	800,000,000	-	-	100,000,000
	Namtumbo DC	-	-	-	100,000,000
	Nyasa DC	-	-	-	100,000,000
	Madaba DC	800,000,000	-	-	100,000,000
	<b>Jumla Ndogo</b>	<b>2,400,000,000</b>	<b>900,000,000</b>	-	<b>800,000,000</b>
18	Shinyanga	-	-	-	-
	Shinyanga MC	800,000,000	-	-	50,000,000
	Kahama TC	500,000,000	-	-	50,000,000
	Shinyanga DC	-	-	-	100,000,000
	Ushetu DC	-	-	-	100,000,000
	Kishapu DC	300,000,000	-	-	100,000,000
	Msalala DC	-	-	-	100,000,000
	<b>Jumla Ndogo</b>	<b>1,600,000,000</b>	-	-	<b>500,000,000</b>
19	Singida	-	-	-	-
	Singida MC	500,000,000	-	-	50,000,000
	Iligi DC	500,000,000	-	-	100,000,000
	Singida DC	-	-	-	100,000,000
	Iramba DC	-	900,000,000	-	100,000,000
	Manyoni DC	500,000,000	900,000,000	-	100,000,000
	Ikungi DC	350,000,000	-	-	200,000,000
	Mkalamba DC	-	-	-	100,000,000
	<b>Jumla Ndogo</b>	<b>1,850,000,000</b>	<b>1,800,000,000</b>	-	<b>750,000,000</b>
20	Tabora	-	-	-	-
	Tabora MC	-	-	-	100,000,000
	Nzega TC	-	-	-	50,000,000
	Iqunga DC	-	900,000,000	-	200,000,000
	Nzega DC	500,000,000	-	-	200,000,000
	Uyui DC	-	-	-	200,000,000
	Urambo DC	-	-	-	100,000,000
	Sikonge DC	-	-	-	100,000,000
	Kallua DC	-	-	-	200,000,000
	<b>Jumla Ndogo</b>	<b>500,000,000</b>	<b>900,000,000</b>	-	<b>1,150,000,000</b>
21	Tanga	-	-	-	-
	Tanga CC	-	-	-	50,000,000
	Korogwe TC	-	-	-	50,000,000

NA.	MKOA/ HALIMASHAURI	UJENZI WA HOSPITALI ZA WILAYA	UKARABATI WA HOSPITALI KONGWE ZA HALIMASHAURI 31	UJENZI/UKAMILISHAJI WA VITUO VYA AFTA	UKAMILISHAJI WA ZAHANATI
	Handeni TC	-	900,000,000	-	50,000,000
	Mtweza DC	-	-	-	100,000,000
	Pangani DC	-	-	-	100,000,000
	Korogwe DC	-	-	-	100,000,000
	Handeni DC	-	-	-	100,000,000
	Lushoto DC	-	-	-	200,000,000
	Kilindi DC	500,000,000	-	-	100,000,000
	Mkinga DC	-	-	-	100,000,000
	Bumbuli DC	500,000,000	-	-	100,000,000
	<b>Jumla Ndogo</b>	<b>1,000,000,000</b>	<b>900,000,000</b>	-	<b>1,050,000,000</b>
22	Kagera	-	-	-	-
	Bukoba MC	800,000,000	-	-	50,000,000
	Karagwa DC	-	-	-	100,000,000
	Biharamulo DC	-	-	-	100,000,000
	Muleba DC	-	-	-	200,000,000
	Bukoba DC	-	-	500,000,000	100,000,000
	Ngara DC	800,000,000	-	-	100,000,000
	Missenyi DC	800,000,000	-	-	100,000,000
	Kyerwa DC	-	-	-	100,000,000
	<b>Jumla Ndogo</b>	<b>2,400,000,000</b>	-	<b>500,000,000</b>	<b>850,000,000</b>
23	Dar es Salaam	-	-	-	-
	DSM CC	-	-	-	-
	Kinondoni MC	800,000,000	-	-	-
	Teremke MC	800,000,000	-	-	-
	Ubungo MC	-	-	-	-
	Kigamboni MC	-	900,000,000	-	-
	<b>Jumla Ndogo</b>	<b>1,600,000,000</b>	<b>900,000,000</b>	-	-
24	Rukwa	-	-	-	-
	Sumbawanga MC	1,070,000,000	-	500,000,000	50,000,000
	Sumbawanga DC	-	-	-	100,000,000
	Nkasi DC	-	-	-	200,000,000
	Kalambo DC	-	-	-	400,000,000
	<b>Jumla Ndogo</b>	<b>1,070,000,000</b>	-	<b>500,000,000</b>	<b>750,000,000</b>
25	Songwe	-	-	-	-
	Tunduma TC	300,000,000	-	-	50,000,000
	Ileje DC	-	-	-	100,000,000
	Mbozi DC	-	900,000,000	-	200,000,000
	Momba DC	800,000,000	-	-	100,000,000

NA.	MKOA/ HALIMASHAURI	UJENZI WA HOSPITALI ZA WILAYA	UKARABATI WA HOSPITALI KONGWE ZA HALIMASHAURI 31	UJENZI/UKAMILISHAJI WA VITUO VYA AFYA	UKAMILISHAJI WA ZAHANA TI
	Songwe DC	-	-	-	100,000,000
	<b>Jumla Ndogo</b>	<b>1,100,000,000</b>	<b>900,000,000</b>	-	<b>550,000,000</b>
26	Manyara				
	Babati TC	500,000,000	900,000,000	-	50,000,000
	Mbulu TC	-	900,000,000	-	50,000,000
	Babati DC	-	-	-	100,000,000
	Hanang DC	-	900,000,000	-	100,000,000
	Kiteto DC	-	-	-	100,000,000
	Mbulu DC	500,000,000	-	200,000,000	100,000,000
	Simanjiro DC	-	-	1,000,000,000	100,000,000
	<b>Jumla Ndogo</b>	<b>1,000,000,000</b>	<b>2,700,000,000</b>	<b>1,200,000,000</b>	<b>600,000,000</b>
	<b>Jumla Kuu</b>	<b>30,295,000,000</b>	<b>27,900,000,000</b>	<b>9,347,041,000</b>	<b>18,800,000,000</b>



NA.	FEDHA ZILIZOTENGWA KWA AJILI YA UNUNUZI WA VIFAA TIBA KATIKA HOSPITALI, VITUO VYA AFYA NA ZAHANATI KATIKA MWAKA WA FEDHA WA 2023/24	MKOA/ HALMASHAURI	UNUNUZI WA VIFAA TIBA KWA HOSPITALI 31 ZILIZOKAMILIKA	UNUNUZI WA VIFAA TIBA KWA VITUO VYA AFYA 278	UNUNUZI WA VIFAA TIBA KWA ZANAHATI 364	JUMLA KUU
1		Katavi	-	600,000,000	100,000,000	700,000,000
		Mpanda MC	-	600,000,000	100,000,000	700,000,000
		Tanganyika DC	-	300,000,000	100,000,000	400,000,000
		Nsimbo DC	-	600,000,000	100,000,000	700,000,000
		Mlele DC	-	277,959,000	50,000,000	327,959,000
		Mpimbwe DC	-	2,377,959,000	450,000,000	2,827,959,000
2		<b>Jumlia Ndogo</b>	-	<b>2,700,000,000</b>	<b>600,000,000</b>	<b>3,300,000,000</b>
		Simiyu	-	-	-	-
		Bariadi TC	-	600,000,000	100,000,000	700,000,000
		Bariadi DC	-	600,000,000	100,000,000	700,000,000
		Maswa DC	-	600,000,000	100,000,000	700,000,000
		Meatu DC	-	600,000,000	100,000,000	700,000,000
		Busega DC	-	600,000,000	100,000,000	700,000,000
		Itilima DC	-	300,000,000	100,000,000	400,000,000
3		<b>Jumlia Ndogo</b>	-	<b>2,700,000,000</b>	<b>600,000,000</b>	<b>3,300,000,000</b>
		Njombe	-	-	-	-
		Njombe TC	-	300,000,000	100,000,000	400,000,000
		Makambako TC	-	300,000,000	100,000,000	400,000,000
		Njombe DC	-	600,000,000	100,000,000	700,000,000
		Ludewa DC	-	300,000,000	100,000,000	400,000,000
		Makete DC	-	600,000,000	100,000,000	700,000,000
		Wanging'ombe DC	-	600,000,000	100,000,000	700,000,000
4		<b>Jumlia Ndogo</b>	-	<b>2,700,000,000</b>	<b>600,000,000</b>	<b>3,300,000,000</b>
		Geita	-	-	-	-
		Geita TC	-	300,000,000	100,000,000	400,000,000
		Geita DC	-	300,000,000	100,000,000	400,000,000
		Bukombe DC	-	600,000,000	100,000,000	700,000,000
		Chato DC	-	600,000,000	100,000,000	700,000,000
		Mbogwe DC	-	300,000,000	100,000,000	400,000,000
		Nyang'hwale DC	-	300,000,000	100,000,000	400,000,000
5		<b>Jumlia Ndogo</b>	-	<b>2,400,000,000</b>	<b>600,000,000</b>	<b>3,000,000,000</b>
		Arusha	-	-	-	-
		Arusha CC	500,000,000	600,000,000	100,000,000	1,200,000,000
		Monduli DC	-	600,000,000	100,000,000	700,000,000
		Ngorongoro DC	-	600,000,000	100,000,000	700,000,000
		Karatu DC	500,000,000	300,000,000	100,000,000	900,000,000

NA.	MKOA/ HALMASHAURI	UNUNUZI WA VIFAA TIBA KWA HOSPITALI 31 ZILIZOKAMILIKA	UNUNUZI WA VIFAA TIBA KWA VITUO VYA AFYA 278	UNUNUZI WA VIFAA TIBA KWA ZANAHAHI 364	JUMLA KUU
	Meru DC	-	300,000,000	100,000,000	400,000,000
	Arusha DC	-	600,000,000	100,000,000	700,000,000
	Longido DC	-	300,000,000	100,000,000	400,000,000
	<b>Jumla Ndogo</b>	<b>1,000,000,000</b>	<b>3,300,000,000</b>	<b>700,000,000</b>	<b>5,000,000,000</b>
6	<b>Pwani</b>				
	Kibaha TC	-	300,000,000	100,000,000	400,000,000
	Bagamoyo DC	-	300,000,000	100,000,000	400,000,000
	Mafia DC	-	600,000,000	100,000,000	700,000,000
	Kisarawe DC	-	300,000,000	100,000,000	400,000,000
	Kibaha DC	-	300,000,000	100,000,000	400,000,000
	Rufiji DC	-	600,000,000	100,000,000	700,000,000
	Mkuranga DC	-	600,000,000	100,000,000	700,000,000
	Chalinze DC	-	300,000,000	100,000,000	400,000,000
	Kibiti DC	-	300,000,000	100,000,000	400,000,000
	<b>Jumla Ndogo</b>	<b>-</b>	<b>3,600,000,000</b>	<b>900,000,000</b>	<b>4,500,000,000</b>
7	<b>Dodoma</b>				
	Dodoma CC	-	300,000,000	100,000,000	400,000,000
	Kondoa TC	-	300,000,000	100,000,000	400,000,000
	Kondoa DC	500,000,000	300,000,000	100,000,000	900,000,000
	Mpwapa DC	-	600,000,000	100,000,000	700,000,000
	Kongwa DC	500,000,000	600,000,000	100,000,000	1,200,000,000
	Bahi DC	-	300,000,000	100,000,000	400,000,000
	Chamwino DC	-	600,000,000	100,000,000	700,000,000
	Chemba DC	-	300,000,000	100,000,000	400,000,000
	<b>Jumla Ndogo</b>	<b>1,000,000,000</b>	<b>3,300,000,000</b>	<b>800,000,000</b>	<b>5,100,000,000</b>
8	<b>Iringa</b>				
	Iringa MC	500,000,000	300,000,000	100,000,000	900,000,000
	Malinga TC	-	300,000,000	100,000,000	400,000,000
	Iringa DC	-	600,000,000	100,000,000	700,000,000
	Mufindi DC	-	600,000,000	100,000,000	700,000,000
	Kilolo DC	-	600,000,000	100,000,000	700,000,000
	<b>Jumla Ndogo</b>	<b>500,000,000</b>	<b>2,400,000,000</b>	<b>500,000,000</b>	<b>3,400,000,000</b>
9	<b>Kigoma</b>				
	Kigoma MC	-	600,000,000	100,000,000	700,000,000
	Kasulu TC	-	300,000,000	100,000,000	400,000,000
	Kigoma DC	500,000,000	600,000,000	100,000,000	1,200,000,000
	Kasulu DC	-	600,000,000	100,000,000	700,000,000
	Kibondo DC	-	300,000,000	100,000,000	400,000,000

NA.	MKOA/ HALMASHAURI	UNUNUZI WA VIFAA TIBA KWA HOSPITALI 31 ZILIZOKAMILIKA	UNUNUZI WA VIFAA TIBA KWA VITUO VYA AFYA 278	UNUNUZI WA VIFAA TIBA KWA ZANAHAHI 364	JUMLA KUU
	Kakonko DC	-	300,000,000	100,000,000	400,000,000
	Buhigwe DC	-	600,000,000	100,000,000	700,000,000
	Uvinza DC	-	600,000,000	100,000,000	700,000,000
	<b>Jumla Ndogo</b>	<b>500,000,000</b>	<b>3,900,000,000</b>	<b>800,000,000</b>	<b>5,200,000,000</b>
10	<b>Kilimanjaro</b>				-
	Moshi MC	-	300,000,000	100,000,000	400,000,000
	Hai DC	-	600,000,000	100,000,000	700,000,000
	Moshi DC	-	600,000,000	100,000,000	700,000,000
	Rombo DC	-	300,000,000	100,000,000	400,000,000
	Same DC	500,000,000	600,000,000	100,000,000	1,200,000,000
	Mwanga DC	500,000,000	600,000,000	100,000,000	1,200,000,000
	Siha DC	500,000,000	300,000,000	100,000,000	900,000,000
	<b>Jumla Ndogo</b>	<b>1,500,000,000</b>	<b>3,300,000,000</b>	<b>700,000,000</b>	<b>5,500,000,000</b>
11	<b>Lindi</b>				-
	Lindi MC	-	600,000,000	100,000,000	700,000,000
	Nachingwea DC	-	600,000,000	100,000,000	700,000,000
	Kilwa DC	-	600,000,000	100,000,000	700,000,000
	Liwale DC	500,000,000	600,000,000	100,000,000	1,200,000,000
	Mtama DC	-	300,000,000	100,000,000	400,000,000
	Ruangwa DC	-	600,000,000	100,000,000	700,000,000
	<b>Jumla Ndogo</b>	<b>500,000,000</b>	<b>3,300,000,000</b>	<b>600,000,000</b>	<b>4,400,000,000</b>
12	<b>Mara</b>				-
	Musoma MC	-	300,000,000	100,000,000	400,000,000
	Tarime TC	-	300,000,000	100,000,000	400,000,000
	Bunda TC	-	300,000,000	100,000,000	400,000,000
	Bunda DC	-	600,000,000	100,000,000	700,000,000
	Musoma DC	-	600,000,000	100,000,000	700,000,000
	Serengeti DC	500,000,000	600,000,000	100,000,000	1,200,000,000
	Tarime DC	-	300,000,000	100,000,000	400,000,000
	Rorya DC	-	300,000,000	100,000,000	400,000,000
	Butiama DC	500,000,000	300,000,000	100,000,000	900,000,000
	<b>Jumla Ndogo</b>	<b>1,000,000,000</b>	<b>3,600,000,000</b>	<b>900,000,000</b>	<b>5,500,000,000</b>
13	<b>Mbeya</b>				-
	Mbeya CC	-	600,000,000	100,000,000	700,000,000
	Chunya DC	-	600,000,000	100,000,000	700,000,000
	Kyela DC	-	600,000,000	100,000,000	700,000,000
	Mbeya DC	500,000,000	300,000,000	100,000,000	900,000,000
	Rungwe DC	-	600,000,000	100,000,000	700,000,000

NA.	MKOA/ HALMASHAURI	UNUNUZI WA VIFAA TIBA KWA HOSPITALI 31 ZILIZOKAMILIKA	UNUNUZI WA VIFAA TIBA KWA VITUO VYA AFYA 278	UNUNUZI WA VIFAA TIBA KWA ZANAHAHI 364	JUMLA KUU
	Mbarali DC	-	300,000,000	100,000,000	400,000,000
	Busokelo DC	-	300,000,000	100,000,000	400,000,000
	<b>Jumla Ndogo</b>	<b>500,000,000</b>	<b>3,300,000,000</b>	<b>700,000,000</b>	<b>4,500,000,000</b>
14	<b>Morogoro</b>				-
	Morogoro MC	-	300,000,000	100,000,000	400,000,000
	Ifakara TC	-	300,000,000	100,000,000	400,000,000
	Morogoro DC	-	600,000,000	100,000,000	700,000,000
	Kilosa DC	-	600,000,000	100,000,000	700,000,000
	Mlimba DC	-	300,000,000	100,000,000	400,000,000
	Ulanga DC	-	300,000,000	100,000,000	400,000,000
	Mvomero DC	500,000,000	300,000,000	100,000,000	900,000,000
	Gairo DC	-	300,000,000	100,000,000	400,000,000
	Malinyi DC	500,000,000	300,000,000	100,000,000	900,000,000
	<b>Jumla Ndogo</b>	<b>1,000,000,000</b>	<b>3,300,000,000</b>	<b>900,000,000</b>	<b>5,200,000,000</b>
15	<b>Mtwara</b>				-
	Mtwara MC	-	300,000,000	100,000,000	400,000,000
	Masasi TC	-	300,000,000	100,000,000	400,000,000
	Newala TC	-	600,000,000	100,000,000	700,000,000
	Nanyamba TC	-	300,000,000	100,000,000	400,000,000
	Mtwara DC	-	300,000,000	100,000,000	400,000,000
	Newala DC	500,000,000	300,000,000	100,000,000	900,000,000
	Masasi DC	500,000,000	600,000,000	100,000,000	1,200,000,000
	Tandahimba DC	-	600,000,000	100,000,000	700,000,000
	Nanyumbu DC	-	600,000,000	100,000,000	700,000,000
	<b>Jumla Ndogo</b>	<b>1,000,000,000</b>	<b>3,900,000,000</b>	<b>900,000,000</b>	<b>5,800,000,000</b>
16	<b>Mwanza</b>				-
	Mwanza CC	-	600,000,000	100,000,000	700,000,000
	Ilemela MC	500,000,000	300,000,000	100,000,000	900,000,000
	Ukerewe DC	-	300,000,000	100,000,000	400,000,000
	Sengerema DC	500,000,000	300,000,000	100,000,000	900,000,000
	Kwimba DC	-	600,000,000	100,000,000	700,000,000
	Magu DC	-	600,000,000	100,000,000	700,000,000
	Misungwi DC	-	300,000,000	100,000,000	400,000,000
	Buchosa DC	-	600,000,000	100,000,000	700,000,000
	<b>Jumla Ndogo</b>	<b>1,000,000,000</b>	<b>3,600,000,000</b>	<b>800,000,000</b>	<b>5,400,000,000</b>
17	<b>Ruvuma</b>				-
	Songea MC	-	300,000,000	100,000,000	400,000,000
	Mbinga TC	-	300,000,000	100,000,000	400,000,000

NA.	MKOA/ HALMASHAURI	UNUNUZI WA VIFAA TIBA KWA HOSPITALI 31 ZILIZOKAMILIKA	UNUNUZI WA VIFAA TIBA KWA VITUO VYA AFYA 278	UNUNUZI WA VIFAA TIBA KWA ZANAHAHI 364	JUMLA KUU
	Songea DC	-	600,000,000	100,000,000	700,000,000
	Tunduru DC	-	600,000,000	100,000,000	700,000,000
	Mbinga DC	-	600,000,000	100,000,000	700,000,000
	Namtumbo DC	-	600,000,000	100,000,000	700,000,000
	Nyasa DC	-	600,000,000	100,000,000	700,000,000
	Madaba DC	-	300,000,000	100,000,000	400,000,000
	<b>Jumla Ndogo</b>	-	<b>3,900,000,000</b>	<b>800,000,000</b>	<b>4,700,000,000</b>
18	<b>Shinyanga</b>				
	Shinyanga MC	-	300,000,000	100,000,000	400,000,000
	Kahama TC	-	300,000,000	100,000,000	400,000,000
	Shinyanga DC	-	300,000,000	100,000,000	400,000,000
	Ushetu DC	-	600,000,000	100,000,000	700,000,000
	Kishapu DC	500,000,000	600,000,000	100,000,000	1,200,000,000
	Msalala DC	-	600,000,000	100,000,000	700,000,000
	<b>Jumla Ndogo</b>	<b>500,000,000</b>	<b>2,700,000,000</b>	<b>600,000,000</b>	<b>3,800,000,000</b>
19	<b>Singida</b>				
	Singida MC	-	300,000,000	100,000,000	400,000,000
	Itigi DC	-	600,000,000	100,000,000	700,000,000
	Singida DC	-	600,000,000	100,000,000	700,000,000
	Iramba DC	-	600,000,000	100,000,000	700,000,000
	Manyoni DC	-	300,000,000	100,000,000	400,000,000
	Ikungi DC	-	600,000,000	100,000,000	700,000,000
	Mkalama DC	-	600,000,000	100,000,000	700,000,000
	<b>Jumla Ndogo</b>	-	<b>3,600,000,000</b>	<b>700,000,000</b>	<b>4,300,000,000</b>
20	<b>Tabora</b>				
	Tabora MC	500,000,000	600,000,000	100,000,000	1,200,000,000
	Nzega TC	-	300,000,000	100,000,000	400,000,000
	Igunga DC	-	600,000,000	100,000,000	700,000,000
	Nzega DC	-	600,000,000	100,000,000	700,000,000
	Uyui DC	-	600,000,000	100,000,000	700,000,000
	Urambo DC	-	600,000,000	100,000,000	700,000,000
	Sikonge DC	-	300,000,000	100,000,000	400,000,000
	Kallia DC	-	600,000,000	100,000,000	700,000,000
	<b>Jumla Ndogo</b>	<b>500,000,000</b>	<b>4,200,000,000</b>	<b>800,000,000</b>	<b>5,500,000,000</b>
21	<b>Tanga</b>				
	Tanga CC	500,000,000	300,000,000	100,000,000	900,000,000
	Korogwe TC	-	600,000,000	100,000,000	700,000,000
	Handeni TC	-	300,000,000	100,000,000	400,000,000

NA.	MKOA/ HALMASHAURI	UNUNUZI WA VIFAA TIBA KWA HOSPITALI 31 ZILIZOKAMILIKA	UNUNUZI WA VIFAA TIBA KWA VITUO VYA AFYA 278	UNUNUZI WA VIFAA TIBA KWA ZANAHAHI 364	JUMLA KUU
	Muheza DC	-	300,000,000	100,000,000	400,000,000
	Pangani DC	-	300,000,000	100,000,000	400,000,000
	Korogwe DC	-	600,000,000	100,000,000	700,000,000
	Handeni DC	500,000,000	300,000,000	100,000,000	900,000,000
	Lushoto DC	-	600,000,000	100,000,000	700,000,000
	Kilindi DC	-	600,000,000	100,000,000	700,000,000
	Mkinga DC	-	300,000,000	100,000,000	400,000,000
	Bumbuli DC	-	300,000,000	100,000,000	400,000,000
22	<b>Jumla Ndogo</b>	<b>1,000,000,000</b>	<b>4,500,000,000</b>	<b>1,100,000,000</b>	<b>6,600,000,000</b>
	<b>Kagera</b>				-
	Bukoba MC	500,000,000	300,000,000	100,000,000	900,000,000
	Karagwe DC	-	300,000,000	100,000,000	400,000,000
	Biharamulo DC	500,000,000	300,000,000	100,000,000	900,000,000
	Muleba DC	-	600,000,000	100,000,000	700,000,000
	Bukoba DC	-	300,000,000	100,000,000	400,000,000
	Ngara DC	-	600,000,000	100,000,000	700,000,000
	Missioni DC	-	300,000,000	100,000,000	400,000,000
	Kyerwa DC	-	300,000,000	100,000,000	400,000,000
23	<b>Jumla Ndogo</b>	<b>1,000,000,000</b>	<b>3,000,000,000</b>	<b>800,000,000</b>	<b>4,800,000,000</b>
	<b>Dar es Salaam</b>				-
	DSM CC	-	600,000,000	100,000,000	700,000,000
	Kinondoni MC	500,000,000	300,000,000	100,000,000	900,000,000
	Temeke MC	-	600,000,000	100,000,000	700,000,000
	Ubungo MC	500,000,000	600,000,000	100,000,000	1,200,000,000
	Kigamboni MC	500,000,000	600,000,000	100,000,000	1,200,000,000
24	<b>Jumla Ndogo</b>	<b>1,500,000,000</b>	<b>2,700,000,000</b>	<b>500,000,000</b>	<b>4,700,000,000</b>
	<b>Rukwa</b>				-
	Sumbawanga MC	-	300,000,000	100,000,000	400,000,000
	Sumbawanga DC	-	600,000,000	100,000,000	700,000,000
	Nkasi DC	-	600,000,000	100,000,000	700,000,000
	Kalambo DC	-	300,000,000	100,000,000	400,000,000
25	<b>Jumla Ndogo</b>	<b>-</b>	<b>1,800,000,000</b>	<b>400,000,000</b>	<b>2,200,000,000</b>
	<b>Songwe</b>				-
	Tunduma TC	-	600,000,000	100,000,000	700,000,000
	Ileje DC	-	300,000,000	100,000,000	400,000,000
	Mbozi DC	-	600,000,000	100,000,000	700,000,000
	Momba DC	-	300,000,000	100,000,000	400,000,000
	Songwe DC	-	600,000,000	100,000,000	700,000,000

NA.	MKOA/ HALIMASHAURI	UNUNUZI WA VIFAA TIBA KWA HOSPITALI 31 ZILIZOKAMILIKA	UNUNUZI WA VIFAA TIBA KWA VITUO VYA AFYA 278	UNUNUZI WA VIFAA TIBA KWA ZANAHAHI 364	JUMLA KUU
	<b>Jumla Ndogo</b>	-	<b>2,400,000,000</b>	<b>500,000,000</b>	<b>2,900,000,000</b>
26	Manyara	-	-	-	-
	Babati TC	-	600,000,000	100,000,000	700,000,000
	Mbulu TC	-	300,000,000	100,000,000	400,000,000
	Babati DC	500,000,000	600,000,000	100,000,000	1,200,000,000
	Hanang DC	-	300,000,000	100,000,000	400,000,000
	Kiteo DC	-	600,000,000	100,000,000	700,000,000
	Mbulu DC	500,000,000	600,000,000	100,000,000	1,200,000,000
	Simanjiro DC	500,000,000	300,000,000	100,000,000	900,000,000
	<b>Jumla Ndogo</b>	<b>1,500,000,000</b>	<b>3,300,000,000</b>	<b>700,000,000</b>	<b>5,500,000,000</b>
	<b>Jumla Kuu</b>	<b>15,500,000,000</b>	<b>83,077,959,000</b>	<b>18,350,000,000</b>	<b>116,927,959,000</b>

**Kiambatisho Namba 19**  
**FEDHA ZILIZOTENGWA KWA AJILI YA UENZI WA MAJENGO YA UTAWALA, NYUMBA ZA WAKURUGENZI, WAKUU WA IDARA NA SAMANI KWA MWAKA WA FEDHA WA 2023/24**

Na.	MKOA/HALIMASHAURI	MAJENGO YA UTAWALA YANAYOENDELEA	NYUMBA ZA WAKURUGENZI	NYUMBA ZA WAKUU WA IDARA	SAMANI	JUMLA
1	<b>Katavi</b>	-	-	-	-	-
	Mipanda MC	-	-	-	-	-
	Tanganyika DC	107,622,000	-	-	300,000,000	407,622,000
	Nsimbo DC	-	-	-	-	-
	Mielele DC	-	-	-	300,000,000	300,000,000
	Mpimbwe DC	-	-	-	-	-
2	<b>Jumla Ndogo</b>	<b>107,622,000</b>	-	-	<b>600,000,000</b>	<b>707,622,000</b>
	<b>Simiyu</b>	-	-	-	-	-
	Bariadi TC	-	-	-	300,000,000	300,000,000
	Bariadi DC	-	-	-	300,000,000	300,000,000
	Maswa DC	1,000,000,000	-	-	-	1,000,000,000
	Meatu DC	-	-	-	-	-
	Busega DC	-	-	-	-	-
	Itilima DC	-	180,000,000	-	320,000,000	500,000,000
	<b>Jumla Ndogo</b>	<b>1,000,000,000</b>	<b>180,000,000</b>	-	<b>900,000,000</b>	<b>2,400,000,000</b>
	<b>Njombe</b>	-	-	-	-	-
3	Njombe TC	-	-	-	-	-
	Makambako TC	-	-	-	-	-
	Njombe DC	-	-	-	300,000,000	300,000,000
	Ludewa DC	50,000,000	-	-	-	50,000,000
	Makete DC	1,000,000,000	-	-	-	1,000,000,000
	Wanging'ombe DC	-	-	320,000,000	300,000,000	620,000,000
	<b>Jumla Ndogo</b>	<b>1,050,000,000</b>	-	<b>320,000,000</b>	<b>600,000,000</b>	<b>1,970,000,000</b>
	<b>Geita</b>	-	-	-	-	-
	Geita TC	-	-	-	-	-
	Geita DC	-	-	-	300,000,000	300,000,000
4	Buikombe DC	1,000,000,000	180,000,000	-	-	1,000,000,000
	Ghato DC	-	-	-	-	-
	Mbogwe DC	500,000,000	180,000,000	-	-	680,000,000
	Nyang'hwale DC	1,000,000,000	-	-	-	1,000,000,000
	<b>Jumla Ndogo</b>	<b>2,500,000,000</b>	<b>360,000,000</b>	-	<b>300,000,000</b>	<b>2,980,000,000</b>
	<b>Arusha</b>	-	-	-	-	-
5	Arusha CC	50,000,000	-	-	-	50,000,000
	Monduli DC	200,000,000	-	-	-	200,000,000
	Ngorongoro DC	50,000,000	-	-	300,000,000	350,000,000



Na.	MKOA/HALMASHAURI	MAJENGO YA UTAWALA YANAYOENDELEA	NYUMBA ZA WAKURUGENZI	NYUMBA ZA WAKUU WA IDARA	SAMANI	JUMLA
		Karatu DC	-	-	-	-
		Meru DC	-	320,000,000	-	320,000,000
		Arusha DC	-	-	-	-
		Longido DC	-	-	-	-
6		<b>Jumla Ndogo</b>	<b>300,000,000</b>	<b>320,000,000</b>	<b>300,000,000</b>	<b>920,000,000</b>
		<b>Pwani</b>				
		Kibaha TC	-	-	-	1,000,000,000
		Bagamoyo DC	-	320,000,000	-	320,000,000
		Mafia DC	-	-	300,000,000	1,500,000,000
		Kisarawe DC	-	-	-	1,000,000,000
		Kibaha DC	-	-	300,000,000	300,000,000
		Rufiji DC	-	-	300,000,000	300,000,000
		Mkuranga DC	-	-	-	-
		Chalinze DC	-	320,000,000	-	320,000,000
		Kibiti DC	-	320,000,000	300,000,000	820,000,000
7		<b>Jumla Ndogo</b>	<b>3,400,000,000</b>	<b>960,000,000</b>	<b>1,200,000,000</b>	<b>5,560,000,000</b>
		<b>Dodoma</b>				
		Dodoma CC	-	-	-	-
		Kondoa TC	-	-	-	-
		Kondoa DC	-	-	300,000,000	300,000,000
		Mpwapwa DC	-	180,000,000	-	500,000,000
		Kongwa DC	-	-	-	1,000,000,000
		Bahi DC	-	-	-	-
		Chamwino DC	-	-	-	400,000,000
		Chemba DC	-	50,000,000	-	320,000,000
8		<b>Jumla Ndogo</b>	<b>1,400,000,000</b>	<b>230,000,000</b>	<b>300,000,000</b>	<b>2,520,000,000</b>
		<b>Iringa</b>				
		Iringa MC	-	-	-	-
		Malinga TC	-	-	-	-
		Iringa DC	-	-	300,000,000	300,000,000
		Mufindi DC	-	-	300,000,000	300,000,000
		Kilolo DC	-	-	-	-
9		<b>Jumla Ndogo</b>	<b>-</b>	<b>-</b>	<b>600,000,000</b>	<b>600,000,000</b>
		<b>Kigoma</b>				
		Kigoma MC	-	180,000,000	-	180,000,000
		Kasulu TC	-	-	-	-
		Kigoma DC	-	-	-	1,000,000,000
		Kasulu DC	-	300,000,000	-	300,000,000

Na.	MKOA/HALMASHAURI	MAJENGO YA UTAWALA YANAYOENDELEA	NYUMBA ZA WAKUGENZI	NYUMBA ZA WAKUU WA IDARA	SAMANI	JUMLA
10		Kibondo DC	180,000,000	-	-	1,180,000,000
		Kakonko DC	180,000,000	640,000,000	-	1,820,000,000
		Buhigwe DC	50,000,000	-	-	200,000,000
		Uvinza DC	750,000,000	320,000,000	-	1,070,000,000
		<b>Jumla Ndogo</b>	<b>3,650,000,000</b>	<b>590,000,000</b>	<b>300,000,000</b>	<b>5,750,000,000</b>
11		Kilimanjaro	-	-	300,000,000	1,000,000,000
		Moshi MC	700,000,000	-	-	-
		Hai DC	-	-	-	-
		Moshi DC	-	-	300,000,000	300,000,000
		Rombo DC	157,851,000	-	-	157,851,000
		Same DC	-	180,000,000	-	180,000,000
		Mwanga DC	1,000,000,000	-	-	1,000,000,000
		Sihra DC	-	-	-	-
		<b>Jumla Ndogo</b>	<b>1,857,851,000</b>	<b>180,000,000</b>	<b>600,000,000</b>	<b>2,637,851,000</b>
		Lindi	-	-	-	180,000,000
12		Lindi MC	180,000,000	-	-	1,000,000,000
		Nachingwea DC	1,000,000,000	-	-	1,320,000,000
		Kilwa DC	700,000,000	320,000,000	300,000,000	1,000,000,000
		Liwale DC	700,000,000	-	-	700,000,000
		Mtama DC	700,000,000	-	-	480,000,000
		Ruangwa DC	-	180,000,000	300,000,000	480,000,000
		<b>Jumla Ndogo</b>	<b>3,100,000,000</b>	<b>360,000,000</b>	<b>900,000,000</b>	<b>4,680,000,000</b>
		Mara	-	-	-	-
		Musoma MC	-	-	-	82,667,000
		Tarime TC	82,667,000	-	-	320,000,000
13		Bunda TC	-	320,000,000	300,000,000	300,000,000
		Bunda DC	-	-	300,000,000	300,000,000
		Musoma DC	-	-	300,000,000	300,000,000
		Serengeti DC	-	-	-	-
		Tarime DC	-	-	300,000,000	300,000,000
		Roya DC	-	180,000,000	-	180,000,000
		Butiama DC	-	320,000,000	-	320,000,000
		<b>Jumla Ndogo</b>	<b>82,667,000</b>	<b>180,000,000</b>	<b>900,000,000</b>	<b>1,802,667,000</b>
		Mbeya	-	-	-	-
		Mbeya CC	-	-	-	750,000,000
	Chunya DC	750,000,000	-	-	1,180,000,000	
	Kyela DC	1,000,000,000	180,000,000	-	300,000,000	
	Mbeya DC	-	-	300,000,000	300,000,000	

Na.	MKOA/HALMASHAURI	MAJENGO YA UTAWALA YANAYOENDELEA	NYUMBA ZA WAKURUGENZI	NYUMBA ZA WAKUU WA IDARA	SAMANI	JUMLA
14	Rungwe DC	-	180,000,000	-	-	180,000,000
	Mbarali DC	-	-	-	-	-
	Busokelo DC	-	-	-	300,000,000	300,000,000
	<b>Jumla Ndogo</b>	<b>1,750,000,000</b>	<b>360,000,000</b>	-	<b>600,000,000</b>	<b>2,710,000,000</b>
	Morogoro	-	-	-	-	-
	Morogoro MC	-	180,000,000	-	-	180,000,000
	Ifakara TC	1,000,000,000	180,000,000	320,000,000	-	1,500,000,000
	Morogoro DC	250,000,000	-	-	300,000,000	550,000,000
	Kitosa DC	1,000,000,000	-	-	-	1,000,000,000
	Mlimba DC	-	-	-	300,000,000	300,000,000
15	Ulanga DC	700,000,000	180,000,000	-	300,000,000	1,180,000,000
	Mvomero DC	-	-	-	-	-
	Gairo DC	-	-	320,000,000	-	320,000,000
	Malinyi DC	-	-	-	-	-
	<b>Jumla Ndogo</b>	<b>2,950,000,000</b>	<b>540,000,000</b>	<b>640,000,000</b>	<b>900,000,000</b>	<b>5,030,000,000</b>
	Mtwara	-	-	-	-	-
	Mtwara MC	-	180,000,000	-	-	180,000,000
	Masasi TC	-	-	-	300,000,000	300,000,000
	Newala TC	200,000,000	-	320,000,000	-	520,000,000
	Nanyamba TC	-	-	-	-	-
16	Mtwara DC	-	-	-	300,000,000	300,000,000
	Newala DC	-	-	320,000,000	-	320,000,000
	Masasi DC	200,000,000	-	-	300,000,000	500,000,000
	Tandathimba DC	-	180,000,000	-	-	180,000,000
	Nanyumbu DC	-	180,000,000	-	-	180,000,000
	<b>Jumla Ndogo</b>	<b>400,000,000</b>	<b>540,000,000</b>	<b>640,000,000</b>	<b>1,200,000,000</b>	<b>2,780,000,000</b>
	Mwanza	-	-	-	-	-
	Mwanza CC	-	-	-	-	-
	Ilemela MC	-	-	-	-	-
	Ukerewe DC	500,000,000	-	-	-	500,000,000
17	Sengerema DC	300,000,000	-	-	-	300,000,000
	Kwimba DC	400,000,000	-	-	-	400,000,000
	Magu DC	1,000,000,000	-	180,000,000	-	1,180,000,000
	Misungwi DC	250,000,000	-	-	300,000,000	550,000,000
	Burchosa DC	800,000,000	-	-	-	800,000,000
	<b>Jumla Ndogo</b>	<b>3,250,000,000</b>	<b>180,000,000</b>	-	<b>300,000,000</b>	<b>3,730,000,000</b>
	Ruvuma	-	-	-	-	-
	Songea MC	-	180,000,000	320,000,000	-	500,000,000

Na.	MKOA/HALMASHAURI	MAJENGO YA UTAWALA YANAYOENDELEA	NYUMBA ZA WAKURUGENZI	NYUMBA ZA WAKUU WA IDARA	SAMANI	JUMLA
18	Mbinga TC	-	-	-	-	-
	Songea DC	-	-	-	-	-
	Tunduru DC	-	-	-	-	-
	Mbinga DC	-	-	-	300,000,000	300,000,000
	Namtumbo DC	-	180,000,000	-	-	180,000,000
	Nyasa DC	500,000,000	-	-	-	500,000,000
	Madaba DC	50,000,000	-	-	-	50,000,000
	<b>Jumla Ndogo</b>	<b>550,000,000</b>	<b>360,000,000</b>	<b>320,000,000</b>	<b>300,000,000</b>	<b>1,530,000,000</b>
	<b>Shinyanga</b>					
	Shinyanga MC	700,000,000	-	-	300,000,000	1,000,000,000
19	Kahama TC	-	-	-	-	-
	Shinyanga DC	-	-	-	300,000,000	300,000,000
	Ushetu DC	1,000,000,000	-	320,000,000	-	1,320,000,000
	Kishapu DC	-	180,000,000	-	-	180,000,000
	Msalala DC	750,000,000	-	320,000,000	-	1,070,000,000
	<b>Jumla Ndogo</b>	<b>2,450,000,000</b>	<b>180,000,000</b>	<b>640,000,000</b>	<b>600,000,000</b>	<b>3,870,000,000</b>
	<b>Singida</b>					
	Singida MC	1,000,000,000	-	-	-	1,000,000,000
	Itigi DC	-	-	-	-	-
	Singida DC	500,000,000	-	-	300,000,000	800,000,000
20	Iramba DC	-	-	-	200,000,000	200,000,000
	Manyoni DC	-	180,000,000	-	-	180,000,000
	Ikungi DC	-	-	-	200,000,000	200,000,000
	Mkalama DC	-	-	-	-	-
	<b>Jumla Ndogo</b>	<b>1,500,000,000</b>	<b>360,000,000</b>	-	<b>700,000,000</b>	<b>2,560,000,000</b>
	<b>Tabora</b>					
	Tabora MC	2,500,000,000	-	-	-	2,500,000,000
	Nzega TC	-	-	-	-	-
	Iqunga DC	-	180,000,000	-	-	180,000,000
	Nzega DC	-	-	-	300,000,000	300,000,000
21	Uyui DC	500,000,000	180,000,000	-	200,000,000	880,000,000
	Urambo DC	-	180,000,000	-	-	180,000,000
	Sikonge DC	77,701,000	-	-	-	77,701,000
	Kallua DC	-	-	-	-	-
	<b>Jumla Ndogo</b>	<b>3,077,701,000</b>	<b>540,000,000</b>	-	<b>500,000,000</b>	<b>4,117,701,000</b>
	<b>Tanga</b>					
Tanga CC	-	-	-	-	-	
Korogwe TC	-	180,000,000	320,000,000	-	500,000,000	

Na.	MKOA/HALMASHAURI	MAJENGO YA UTAWALA YANAYOENDELEA	NYUMBA ZA WAKURUGENZI	NYUMBA ZA WAKUU WA IDARA	SAMANI	JUMLA
		Handeni TC	-	320,000,000	300,000,000	1,320,000,000
		Muheza DC	180,000,000	320,000,000	-	1,500,000,000
		Pangani DC	-	-	-	1,000,000,000
		Korogwe DC	-	-	300,000,000	300,000,000
		Handeni DC	-	-	300,000,000	1,100,000,000
		Lushoto DC	180,000,000	-	-	180,000,000
		Kilindi DC	-	-	-	-
		Mkinga DC	-	320,000,000	-	320,000,000
		Burubuli DC	-	-	-	500,000,000
		<b>Jumla Ndogo</b>	<b>540,000,000</b>	<b>1,280,000,000</b>	<b>900,000,000</b>	<b>6,720,000,000</b>
22	<b>Kagera</b>					
		Bukoba MC	-	-	-	-
		Karagwe DC	-	-	-	1,000,000,000
		Biharamulo DC	-	-	-	-
		Muleba DC	-	-	-	-
		Bukoba DC	-	-	300,000,000	300,000,000
		Ngara DC	-	-	-	-
		Missenyi DC	-	-	-	-
		Kyerwa DC	800,000,000	-	-	800,000,000
		<b>Jumla Ndogo</b>	<b>1,800,000,000</b>	<b>-</b>	<b>300,000,000</b>	<b>2,100,000,000</b>
23	<b>Dar es Salaam</b>					
		DSM CC	-	-	-	-
		Kinondoni MC	-	-	-	-
		Tereteke MC	-	-	-	-
		Ubungo MC	-	-	-	-
		Kigamboni MC	1,446,111,000	-	-	1,446,111,000
		<b>Jumla Ndogo</b>	<b>1,446,111,000</b>	<b>-</b>	<b>-</b>	<b>1,446,111,000</b>
24	<b>Rukwa</b>					
		Sumbawanga MC	-	-	-	-
		Sumbawanga DC	-	-	300,000,000	300,000,000
		Nkasi DC	180,000,000	-	-	180,000,000
		Kalambo DC	50,000,000	-	-	750,000,000
		<b>Jumla Ndogo</b>	<b>750,000,000</b>	<b>230,000,000</b>	<b>300,000,000</b>	<b>1,230,000,000</b>
25	<b>Songwe</b>					
		Tunduma TC	200,000,000	-	-	500,000,000
		Ileje DC	1,000,000,000	-	-	1,000,000,000
		Mbozi DC	1,000,000,000	180,000,000	-	1,180,000,000
		Mombaa DC	400,000,000	-	-	400,000,000

Na.	MKOA/HALMASHAURI	MAJENGO YA UTAWALA YANAYOENDELEA	NYUMBA ZA WAKURUGENZI	NYUMBA ZA WAKUU WA IDARA	SAMANI	JUMLA
		Songwe DC	-	-	-	1,293,804,000
		<b>Jumla Ndogo</b>	<b>180,000,000</b>	<b>-</b>	<b>300,000,000</b>	<b>4,373,804,000</b>
26		Manyara	-	-	-	180,000,000
		Babati TC	180,000,000	-	-	1,000,000,000
		Mbulu TC	-	-	-	460,000,000
		Babati DC	-	-	300,000,000	-
		Hanang DC	-	-	-	-
		Kitejo DC	180,000,000	320,000,000	-	500,000,000
		Mbulu DC	-	-	-	903,745,000
		Simanjiro DC	180,000,000	-	-	1,180,000,000
		<b>Jumla Ndogo</b>	<b>540,000,000</b>	<b>320,000,000</b>	<b>300,000,000</b>	<b>4,223,745,000</b>
		<b>Jumla Kuu</b>	<b>6,630,000,000</b>	<b>8,620,000,000</b>	<b>14,700,000,000</b>	<b>78,949,501,000</b>

**FEDHA ZILIZOTENGWA KWA AJILI YA UTEKELEZAJI WA MIRADI YA KIMKAKATI KATIKA HALIMASHAURI KWA MWAKA WA FEDHA WA 2023/24**

MIKOA		FEDHA ZILIZOTENGWA	
HALIMASHAURI		JINA LA MRADI	
Geita	Chato DC	Ujenzi wa Kituo cha Mabasi Kata ya Muungano	1,000,000,000
<b>Jumlia Ndogo</b>			<b>1,000,000,000</b>
Pwani	Kibaha TC	Ujenzi wa soko la kisasa katika eneo la kitovu cha Mji	2,000,000,000
	Kisarawe DC	Ujenzi wa Kiwanda cha kusinika Karocho- Maenga	1,000,000,000
	Kibaha DC	Ujenzi wa Soko la Kisasa- Mlandizi	2,000,000,000
<b>Jumlia Ndogo</b>			<b>5,000,000,000</b>
Kigoma	Kigoma DC	Ujenzi na Ukamilishaji wa Soko la Kimataifa la Kagunga	500,000,000
	Kakonko DC	Ujenzi wa Stendi ya Mabasi	300,000,000
<b>Jumlia Ndogo</b>			<b>800,000,000</b>
Kilimanjaro	Moshi MC	Ujenzi wa stendi ya mabasi ya kimataifa ya Ngangamiumuni	1,500,000,000
<b>Jumlia Ndogo</b>			<b>1,500,000,000</b>
Lindi	Liwale DC	Ujenzi wa Stendi ya Mabasi - Likongowele	412,861,000
<b>Jumlia Ndogo</b>			<b>412,861,000</b>
Mara	Tarime TC	Ujenzi wa Soko la Kisasa - Kata ya Bomani	2,000,000,000
<b>Jumlia Ndogo</b>			<b>2,000,000,000</b>
Mwanza	Mwanza CC	Ujenzi wa Soko la Mijini kati katika Kata ya Pamba	3,400,000,000
	Mwanza CC	Upanuzi wa Kituo cha Mabasi cha Nyegezi	1,600,000,000
<b>Jumlia Ndogo</b>			<b>5,000,000,000</b>
Tabora	Nzega TC	Ujenzi wa Stendi	1,000,000,000
<b>Jumlia Ndogo</b>			<b>1,000,000,000</b>
Tanga	Tanga CC	Ujenzi wa kituo cha Mabasi Kange (Bus Terminal Complex)	1,000,000,000
<b>Jumlia Ndogo</b>			<b>1,000,000,000</b>
Kagera	Biharamulo DC	Ujenzi wa Kituo cha Kuegesha Magari Mhubwa - Nyakanazi	700,000,000
<b>Jumlia Ndogo</b>			<b>700,000,000</b>
Dar es Salaam	Kinondoni MC	Ujenzi wa Soko la Kisasa Tandale	3,072,546,000
	Ubungo MC	Ujenzi wa Kituo Kikuu cha Mabasi - Mbezi Luitz	2,500,000,000
	Kigamboni MC	Ujenzi wa Soko la Kisasa - Kibada	1,000,000,000
<b>Jumlia Ndogo</b>			<b>6,572,546,000</b>
Songwe	Momba DC	Mradi wa Soko La Kimataifa La Mazao Kokozi	1,000,000,000
<b>Jumlia Ndogo</b>			<b>1,000,000,000</b>
Manara	Hanang DC	Ujenzi wa Kituo cha Mabasi Kateshi Mijini	1,000,000,000
<b>Jumlia Ndogo</b>			<b>1,000,000,000</b>
<b>Jumlia Kuu</b>			<b>26,985,407,000</b>





**MUHTASARI WA MAKADIRIO YA BAJETI YA MATUMIZI YA KAWAIDA KWA MIKOA NA HALMASHAURI KWA MWAKA WA FEDHA WA 2023/24**

INA.	MIKOA	MIKOA		MIKOA		HALMASHAURI			JUMLA KUU (TZS)
		MATUMIZI MINGINEYO (TZS)	MISHAHARA (TZS)	JUMLA MIKOA (TZS)	MATUMIZI MINGINEYO (SERIKALI KUU) (TZS)	MISHAHARA (TZS)	MATUMIZI MINGINEYO (MAPATO YA NDANI) (TZS)	JUMLA HALMASHAURI (TZS)	
1	KATAVI	3,232,188,000	2,105,014,000	5,337,202,000	4,659,789,000	56,626,856,000	11,567,236,000	72,853,881,000	78,191,083,000
2	SIMUYU	3,167,302,000	2,314,822,000	5,482,124,000	7,068,167,000	128,484,298,000	12,401,323,000	147,943,788,000	153,425,912,000
3	NJOMBE	3,310,216,000	2,211,134,000	5,521,350,000	6,346,321,000	119,791,836,000	20,211,465,000	146,349,622,000	151,870,972,000
4	GEITA	3,999,403,000	2,619,012,000	6,612,415,000	7,773,540,000	184,566,726,000	23,380,103,000	195,720,369,000	202,332,784,000
5	ARUSHA	4,076,695,000	3,536,278,000	7,612,973,000	8,081,192,000	205,323,225,000	39,303,521,000	252,707,938,000	260,320,911,000
6	PWANI	4,793,489,000	3,691,907,000	8,485,396,000	11,363,778,000	187,480,872,000	39,168,612,000	238,013,262,000	246,498,658,000
7	DODOMA	4,691,647,000	3,301,880,000	7,993,527,000	9,568,185,000	196,664,774,000	42,226,603,000	248,459,562,000	256,453,089,000
8	IRINGA	3,791,089,000	2,337,876,000	6,328,965,000	6,531,369,000	140,400,677,000	17,404,916,000	164,336,962,000	170,665,927,000
9	KIGOMA	4,274,648,000	1,986,402,000	6,261,048,000	10,015,344,000	138,682,167,000	13,618,715,000	162,316,226,000	168,577,974,000
10	KILIMANJARO	3,656,189,000	3,366,935,000	7,042,224,000	8,807,526,000	207,263,918,000	19,503,693,000	235,575,137,000	242,617,367,000
11	LINDI	3,519,117,000	2,630,463,000	6,149,570,000	6,101,499,000	101,044,025,000	21,364,317,000	128,509,841,000	134,659,411,000
12	MARA	4,077,253,000	2,539,412,000	7,045,665,000	11,439,247,000	184,758,166,000	21,581,431,000	217,778,844,000	224,824,509,000
13	MBEYA	4,186,939,000	2,739,210,000	6,925,149,000	8,352,126,000	222,813,572,000	31,469,471,000	262,635,169,000	269,560,316,000
14	MOROGORO	5,033,362,000	3,568,188,000	8,621,550,000	11,546,800,000	254,001,293,000	31,431,041,000	296,979,134,000	305,600,684,000
15	MTWARA	4,402,994,000	2,821,060,000	7,224,054,000	10,113,612,000	135,012,258,000	24,142,905,000	169,268,775,000	176,492,829,000
16	MWANZA	4,205,731,000	3,654,227,000	7,859,958,000	10,189,736,000	294,089,377,000	33,406,547,000	337,695,660,000	345,555,618,000
17	RUVUMA	4,277,636,000	3,014,468,000	7,292,134,000	8,997,725,000	158,202,263,000	19,659,075,000	186,859,063,000	194,151,197,000
18	SHINYANGA	3,177,717,000	2,371,825,000	5,549,542,000	6,943,790,000	133,733,002,000	21,381,016,000	162,057,808,000	167,607,350,000
19	SINGIDA	4,214,418,000	2,837,478,000	7,051,896,000	8,163,498,000	121,311,948,000	15,492,227,000	144,967,671,000	152,019,567,000
20	TABORA	4,676,680,000	2,850,328,000	7,627,008,000	10,995,566,000	172,269,832,000	23,462,850,000	206,728,248,000	214,355,256,000
21	TANGA	4,641,335,000	3,183,339,000	7,824,674,000	13,705,035,000	241,130,013,000	29,064,455,000	283,899,503,000	291,724,177,000
22	KAGERA	4,474,532,000	2,720,784,000	7,195,316,000	9,950,500,000	204,478,679,000	21,784,972,000	236,215,401,000	243,410,717,000
23	DSM	4,138,047,000	3,043,319,000	7,181,366,000	6,271,117,000	339,470,289,000	117,398,816,000	463,140,276,000	470,321,642,000
24	RUKWA	3,222,184,000	2,711,366,000	5,933,550,000	5,522,455,000	91,380,497,000	8,143,275,000	105,046,227,000	110,979,777,000
25	SONGWE	3,999,442,000	2,711,189,000	6,718,662,000	5,769,377,000	99,629,916,000	14,930,384,000	120,325,249,000	126,503,711,000
26	MANYARA	4,435,869,000	2,711,189,000	7,147,058,000	8,328,290,000	153,470,548,000	15,969,444,000	177,768,282,000	184,915,340,000
<b>JUMLA</b>		<b>105,706,120,000</b>	<b>73,778,256,000</b>	<b>179,484,376,000</b>	<b>222,606,048,000</b>	<b>4,452,077,227,000</b>	<b>689,468,423,000</b>	<b>5,364,151,698,000</b>	<b>5,543,636,074,000</b>